

# SECURE ACCESS UTILITY BOLLARDS

Complete and return this form to [janderson@cmpionline.com](mailto:janderson@cmpionline.com) and we'll promptly send you a quote for your bollards! You can also submit your drawings and prints instead of this form.



## BOLLARD SPECS

Pipe Size

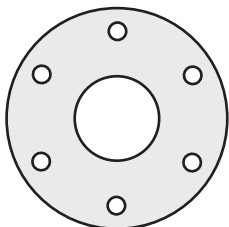
Material Type

Quantity required

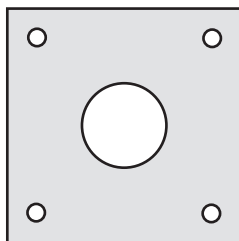
OAH  
Overall Height of fabrication

OAH & OD (Diameter) of Bollard To Be Covered  
(if not covering, leave blank)

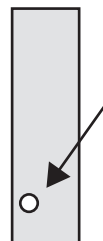
## BASE PLATE



ROUND



SQUARE



NO BASE PLATE

3 HOLES FOR SET SCREWS ON 120° INTERVALS

Size of Base Plate

Size of Mounting Holes Needed In Base Plate

## CAP STYLE




DOMED CAP



PEAKED CAP



FLAT CAP



SLOPED CAP

## UTILITY DOOR



Specify Size in inches for Utility Door, providing as much info as you can.

Call us with questions!

## FINISH OPTIONS




#4 POLISH STAINLESS



#6 POLISH STAINLESS



POWDER COAT CARBON



HYDROGRAPHIC

SECURE ACCESS UTILITY BOLLARDS

**PROPRIETARY & CONFIDENTIAL**

Information contained in this form is the sole property of Custom Manufacturing & Polishing, Inc. Any reproduction in part or as a whole without the written permission of CMPI is prohibited.

CUSTOM MFG. & POLISHING, INC.

PH: (417) 831-7900 | FAX: (417) 831-4285

[www.cmpionline.com](http://www.cmpionline.com)