

Panasonic

AIR CONDITIONING

**ECONAVI
REVERSE-CYCLE
INVERTER**





A BETTER LIFE, A BETTER WORLD

Panasonic is committed to creating a better life and a better world, continuously contributing to the evolution of society and to the happiness of people around the globe. A global leader in air conditioning solutions with five decades of experience in the industry, our products are sold every day in over 120 countries around the world. We believe that the true value in air conditioning comes from extensive testing in reliability and uninterrupted operations that you can count on for years to come. Nothing compares to knowing that temperature-controlled comfort is always there to make you feel right at home.

FOR FUTURE GENERATIONS

Panasonic aims to become the No.1 green innovation company in the electronics industry



THE BEST GLOBAL GREEN BRANDS

Interbrand has announced its 2014 ranking of Best Global Green Brands, ranking Panasonic at number five, fulfilling our eco pledge, "For future generations, Panasonic aims to become the No.1 Green Innovation Company in the Electronics Industry."

At Panasonic, our eco pledge is more than just a tagline; it's a harmonious way of life that we take very seriously. Panasonic was founded based on the philosophy of contributing to progress in society and to enrich people's lives through business activities. By offering products that help

2014 Brand Ranking Top 10

- 1 FORD
- 2 TOYOTA
- 3 HONDA
- 4 NISSAN
- 5 **Panasonic**
- 6 NOKIA
- 7 SONY
- 8 ADIDAS
- 9 DANONE
- 10 DELL

people lead better, greener lives, we are making good on our strong commitment to continuous environmental sustainability management.

Interbrand's Best Global Green Brands 2014 report is a look at sustainability with performance data powered by Deloitte and consumer perception data. Interbrand evaluates organisations based on market perception, actual environmental performance, and products and services.

*Source: Best Global Green Brands 2014, Interbrand.

Go to www.bestglobalgreenbrands.com for more information.



PANASONIC ECO CITY
TIANJIN, CHINA

CLASS LEADING FEATURES



FASTER COOLING

The new Panasonic Thermal Enhancement Technology (P-TECh) enables the compressor to achieve maximum frequency in the shortest time from start up, allowing for 15%* faster cooling.

* Compared to Panasonic 2014 model.

AEROWINGS

SUPERIOR AIRFLOW CONTROL

Panasonic's new AEROWINGS feature incorporates two independent blades that concentrate airflow to cool you down in the shortest time possible. This also helps distribute cool air evenly throughout the room.

INTELLIGENT ECO SENSORS



+



ENERGY SAVING TECHNOLOGY

ECONAVI sensors and INVERTER technology work together to moderate the temperature according to room usage. By adapting to the way you live and optimising operation, this unique feature makes the air conditioning in your home more energy efficient and keeps you comfortable throughout the day and night.

Control, comfort & reassurance

CLEANER, HEALTHIER AIR

nanoe-G utilises nano-technology's fine particles to purify the air in the room. It works effectively on airborne and adhesive microorganisms such as bacteria, viruses and mould thus ensuring a cleaner living environment.



LATEST REFRIGERANT

One of Panasonic's principles has always been to sustain the environment around us. Therefore, we have made it a goal to move away from the use of R410A to the more ozone friendly refrigerant R32. It is especially suitable for use in air conditioning and results in better energy efficiency when used in air conditioning systems.



QUIET OPERATION

Panasonic systems are amongst the quietest in the world, so you can enjoy the comfort of running your air conditioner at night and still have a relaxing sleep. The outdoor unit is also very quiet which means you don't have to worry about keeping your neighbours up either.



RELIABLE COMFORT COMES FROM RELIABLE TECHNOLOGY

DISCREET COMFORT

A Panasonic air conditioner should be the hard-working hero you never notice. From noise measurements, to environmental performance and even operating ease, we repeatedly test our models to make sure they keep your home comfortable without ever intruding on your life.



TESTED DURABILITY

We simulate continuous operation under the harshest of conditions, subject the outdoor units to wind and rain tests and then examine every mechanism to ensure we are delivering a rugged product you can depend on for many years.



SHOCK RESISTANCE

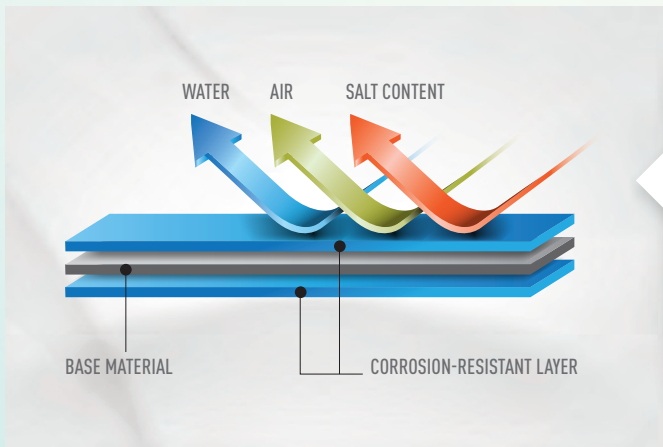
We love our air conditioners but that doesn't mean we go easy on them. We simulate impacts, vibrations, drops and stacking issues the units might face in transportation and storage, so we know they will be ready for action when they reach your home.





AUSSIE TEMPERATURES

Our air conditioning systems boast an outstanding operating temperature range. Cooling operation is possible even when it is a scorching +46°C outside, which is perfect for Australia's hot summer days. The heating operation is designed to operate even when it's a freezing -15°C outside, so even the coldest parts of Australia are covered.



BUILT TOUGH

Panasonic outdoor units are built to last in the harsh Australian environment. To ensure you will enjoy many years of reliable comfort from your air conditioner the internal components of the outdoor unit are coated with a special blue coating that protects the unit from the damaging effects of salty air, dust, wind and rain.



COUNT ON PANASONIC

Panasonic air conditioners are manufactured to the highest quality standards to ensure years of reliable comfort. We even back our reliability by offering a full 5 year parts and labour warranty.



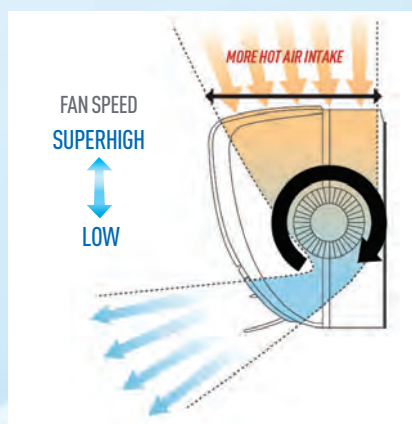


AEROWINGS

New AEROWINGS features two independent blades that allow airflow to be concentrated to a narrow area to cool you down in the shortest time possible.

HAPPINESS IS COMING HOME TO FAST-COOLING

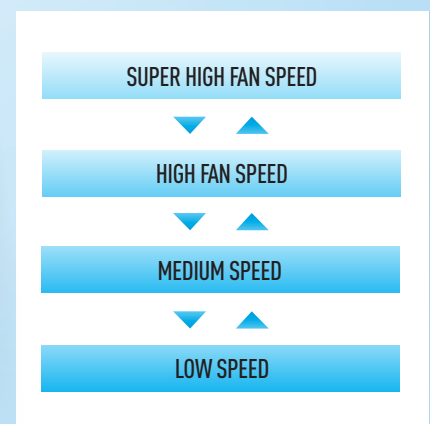
The latest range of Panasonic Air Conditioner models feature a new design with a wider intake grille and super-high fan speed. This combination produces greater air volume for fast cooling and fast comfort.



WIDER INTAKE GRILLE

Panasonic Air Conditioners feature a new wider intake grille as well as increasing the indoor fan speed to a super-high level at start up. The new chassis design also helps to generate greater air volume to contribute to faster cooling*.

* Compared to Panasonic 2014 model



AUTOMATIC FAN SPEED

iAUTO-X will automatically switch fan speed from low speed to super high fan speed depending on the difference it detects between the room and set temperature. With this precise control, you can now enjoy better comfort.



SHOWER COOLING FOR LASTING COMFORT

After reaching the set temperature, the twin blades direct airflow upwards, cool air then showers down naturally and spreads over a wider area of the room. This ensures cool air is evenly distributed throughout the room and you can stay comfortable without being targeted by continuous direct cooling.

AEROWINGS

New AEROWINGS features two independent blades that give you more control over the direction of the airflow.



WITHOUT AEROWINGS

With direct airflow, the target never changes, so you can easily begin to feel too cold as you are subjected to the continuous icy blast.



WITH AEROWINGS

After reaching a set temperature, the AEROWINGS twin blades direct air towards the ceiling to create the Shower Cooling effect. Then, the Human Activity Sensor detects the level of activity and adjusts the temperature to keep you comfortable.

THE PERFECT MATCH FOR HOME LIVING

ECONAVI and INVERTER create a perfect match of energy saving features that keep the air conditioning in your home more efficient and comfortable throughout the day and night.

INTELLIGENT ECO SENSORS



ECONAVI

INTELLIGENT ECO SENSORS

ECONAVI Intelligent Sensors moderate the temperature according to room usage, reducing energy waste using the Human Activity Sensor and Sunlight Sensor. It's able to monitor human location, movements, absence

and sunlight intensity and then automatically adjust cooling and heating power to save energy, while still offering uninterrupted comfort and convenience.



HUMAN ACTIVITY SENSOR



- 1 ABSENCE DETECTION**
Reduces cooling and heating power when you are not around.



- 2 SUNLIGHT DETECTION**
Adjusts cooling and heating power to changes in sunlight intensity.



- 3 TEMPERATURE WAVE**
Rhythmic temperature-controlled pattern to save energy without sacrificing comfort.



- 4 AREA SEARCH**
Directs airflow to wherever you are in the room.



- 5 ACTIVITY DETECTION**
Adapts cooling and heating power to your daily activities.

SAVES YOU ENERGY FOR PEACE OF MIND

Your Panasonic INVERTER air conditioner simply knows when to keep power usage at a minimum. So you can rest and relax comfortably at home, knowing that you can save energy.



INVERTER TECHNOLOGY SO MUCH SAVED WITH SO LITTLE EFFORT

Conventional air conditioners operate at one constant speed and need to constantly turn on and off, wasting energy trying to maintain a set temperature. Panasonic Inverter air conditioners have the flexibility to vary the rotation speed of the compressor, allowing them to use

less energy to maintain the set temperature while also being able to cool and heat the room quicker at start up.

DURING COOLING
UP TO 38%^{*1}
ENERGY SAVINGS
for Inverter Cooling Model with Temperature Wave

DURING HEATING
UP TO 45%^{*2}
ENERGY SAVINGS
for Inverter Heating Model

^{*1} Comparison of 3.5kW Inverter model between ECONAVI with (Dual Human Activity Sensor, Sunlight Sensor, and Temperature Wave) ON and ECONAVI OFF (Cooling). ECONAVI ON, Outside temperature: 35°C/24°C Remote setting temperature: 23°C with Fan Speed (High) Vertical Airflow direction: Auto, Horizontal Airflow direction: ECONAVI Mode. Setting temperature goes up 2°C in total, 1°C controlled by ECONAVI activity level detection and another 1°C controlled by ECONAVI light intensity detection. Temperature Wave is ON, electric heater (300W; simulating the heat of human and TV etc). ECONAVI OFF, Outside temperature: 35°C/24°C Remote setting temperature: 23°C with Fan Speed (High) Vertical Airflow direction: Auto, Horizontal Airflow direction: Front. Total power consumption amount are measured for 2 hours in stable condition. At Panasonic Amenity Room (size: 16.6m²). This is the maximum energy savings value, and the effect differs according to conditions in installation and usage.

^{*2} Comparison of 3.5kW Inverter model between ECONAVI with dual sensor ON and OFF (Heating). ECONAVI dual sensor ON, Outside temperature: 2°C/1°C. Remote setting temperature: 26°C with Fan Speed (High), Vertical Airflow direction: Auto, Horizontal Airflow direction: ECONAVI Mode. Setting temperature goes down 3°C in total, 2°C controlled by ECONAVI activity level detection and another 1°C controlled by ECONAVI light intensity detection. ECONAVI dual sensor OFF, Outside temperature: 2°C/1°C. Remote setting temperature: 26°C with Fan Speed (High), Vertical Airflow direction: Auto, Horizontal Airflow direction: Front. Total power consumption amount are measured for 1 hour in stable condition. At Panasonic Amenity Room (size: 16.6m²). This is the maximum energy savings value, and the effect differs according to conditions in installation and usage.

ADVANCED AIR PURIFICATION

3 AIRBORNE


Removal of 99% of particle pollution (PM2.5)^{*1} and airborne particles^{*2} such as bacteria, viruses and mould.



Airborne particles:



nanoe-G catches
airborne particles




2 ADHESIVE

Deactivates 99%^{*3} adhesive micro-organisms and deodorises adhesive odours.

Mechanism

Odour Particle

nanoe-G



Strike Odour Particles



Decompose and Remove Odour

DEACTIVATES

UP TO 99%^{*3}

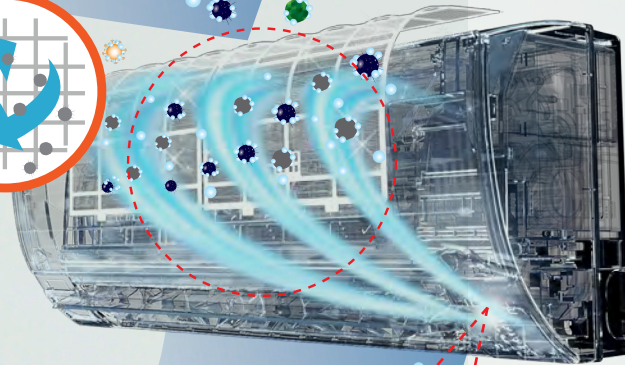
BACTERIA & VIRUSES

Applicable to ECONAVI Reverse Cycle Inverter.

NOTE: ^{*3} 3 trillion is the simulated number of nanoe-G fine particles under the mentioned conditions. Actual measured nanoe-G fine particles at the centre of the room (13m²): 100k/cc calculated number of nanoe-G fine particles in the entire room assuming they are evenly distributed. ^{*1} PM2.5 Removal was certified by FCG Research Institute, Inc. Test Report no: 25034. PM2.5: Cigarette Smoke (as PM2.5). Effectiveness is measured on 0.3µm-2.5µm. (Specific size only). This removal effect is not proven for all the airborne toxic substances. ^{*2} Airborne Removal was certified by Kitasato Research Center for Environmental Science KRCEs-Bio. Test Report no., 23_0182 Bacteria: Staphylococcus aureus (NBRC 12732) KRCEs-Env. Test Report no: 22_0008. Virus: Escherichia coli phage (øX-174 ATCC 13706-B1) Influenza (H1N1) 2009 Virus. KRCEs-Env. Test Report no: 23_0140 Mould: Penicillium pinophilum (NBRC 6345). ^{*3} Adhesive Deactivation was certified by Japan Food Research Laboratories. Test Report number: 11047933001-02 Bacteria: Staphylococcus aureus (NBRC 12732) Test Report number: 11073649001-02 Virus: Bacteriophage (Phi X 174 NBRC 103405) Test Report number: 11047937001-02 Mould: Cladosporium cladosporioides (N BRC 6348) Adhesive odour deodorisation was certified by OMI ODOR-AIR SERVICE Co. Ltd. Test Report No. 13-1204. ^{*4} In-Filter Deactivation was certified by Japan Food Research Laboratories Test Report number, 12037932001 Bacteria: Staphylococcus aureus (N BRC 12732) Test Report number: 12014705001 Virus: Escherichia coli phage (øX-174 ATCC 13706-B1) In-Filter Deactivation was certified by Kitasato Research Center for Environmental Science. Test Report number: KRCEs-Virus Test Report No. 24_0013 Virus: Influenza (H1N1) 2009 Virus. ^{*1&*&*&*&} All results are based on specific testing conditions. All tests are not demonstrated under actual usage situation.

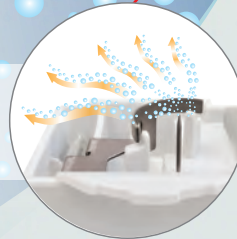
4 IN-FILTER DEACTIVATION

Deactivates 99%⁴ of bacteria and viruses trapped in the filter.



1 RELEASE


3 trillion* nanoe-G fine particles released from the generator.



Natural Ion Wind spreads nanoe-G fine particles that are released from the nanoe-G generator.

MILD DRY COOLING NO MORE DRY AIR

Your clean air will also be comfortable air, thanks to the Mild Dry Cooling feature which is designed to maintain the level of air moisture in your room. Mild Dry Cooling reduces unwanted effects that dry out your eyes, skin, mouth or throat. This is especially useful if you like to leave the air conditioner on overnight while you sleep.



LOWERS ROOM TEMPERATURE
WHILE MAINTAINING HIGH
HUMIDITY


WALL MOUNTED ECONAVI REVERSE CYCLE



Wireless



CZ-RD514C
Wired Remote
Controller (Optional)



CS-Z9RKR | CS-Z12RKR | CS-Z15RKR



Wireless



CZ-RD514C
Wired Remote
Controller (Optional)

CS-Z18RKR | CS-Z21RKR | CS-Z24RKR | CS-Z28RKR

SPECIFICATIONS

Cooling (): Outdoor Unit EER : Cooling Efficiency
Heating COP: Heating Efficiency

| Model | | | 240V / 1 Phase / 50Hz | CS-Z9RKR [CU-Z9RKR] | CS-Z12RKR [CU-Z12RKR] | CS-Z15RKR [CU-Z15RKR] | CS-Z18RKR [CU-Z18RKR] | CS-Z21RKR [CU-Z21RKR] | CS-Z24RKR [CU-Z24RKR] | CS-Z28RKR ¹³ [CU-Z28RKR] |
|--|----------------------------------|---------------------|-----------------------|---|--|--|--|--|--|--|
| Cooling/Heating ¹² Capacity | | kW | | 2.50 (0.90~3.00) 3.20 (0.80~4.55) | 3.50 (0.90~4.00) 3.70 (0.80~5.10) | 4.20 (0.90~5.00) 5.50 (0.90~5.60) | 5.00 (0.90~6.00) 6.00 (0.90~6.40) | 6.00 (1.70~7.10) 7.20 (1.70~7.70) | 7.00 (1.70~8.10) 8.00 (1.70~8.56) | 8.00 (2.30~8.60) 9.00 (2.20~11.00) |
| | | | Btu/h | 8,530 (3,070~10,200) 10,900 (2,730~13,500) | 11,900 (3,070~13,600) 12,600 (2,730~17,400) | 14,300 (3,070~20,500) 18,800 (3,070~19,100) | 17,100 (3,070~20,500) 20,500 (3,070~21,800) | 20,500 (5,800~24,200) 24,600 (5,800~26,300) | 23,900 (5,800~27,600) 27,300 (5,800~29,200) | 27,300 (7,840~29,300) 30,700 (7,500~37,500) |
| Air Flow | | L/s | | 203 215 | 220 227 | 248 245 | 295 302 | 285 265 | 312 317 | 328 327 |
| Dehumid | | L/h | | 1.5 | 2.0 | 2.4 | 2.8 | 3.3 | 4.0 | 4.7 |
| Running Current | | A | | 2.3 2.8 | 3.5 3.3 | 4.6 6.3 | 5.0 6.1 | 7.3 8.1 | 9.1 9.4 | 10.6 10.6 |
| Power Input | | kW / kW | | 0.50 (0.21~0.75) 0.62 (0.175~1.14) | 0.80 (0.21~1.06) 0.76 (0.175~1.24) | 1.07 (0.215~1.60) 1.47 (0.245~1.53) | 1.16 (0.23~2.05) 1.39 (0.26~1.71) | 1.58 (0.44~2.20) 1.78 (0.40~2.17) | 1.97 (0.43~2.48) 2.11 (0.38~2.37) | 2.32 (0.46~2.70) 2.41 (0.50~2.99) |
| AEER / EER ACOP / COP | | | | 4.87 / 5.00 5.05 / 5.16 | 4.30 / 4.38 4.78 / 4.87 | 3.88 / 3.93 3.71 / 3.74 | 4.26 / 4.31 4.27 / 4.32 | 3.77 / 3.80 4.01 / 4.04 | 3.53 / 3.55 3.77 / 3.79 | 3.45 3.73 |
| Star Rating | | | | 5.0 5.5 | 4.0 5.0 | 3.0 2.5 | 4.0 4.0 | 3.5 3.5 | 2.5 3.0 | 2.0 2.5 |
| Noise | Sound Pressure Level*1 dB (A) | Inside (Hi/Lo/S-Lo) | | 42/25/19 41/27/21 | 43/26/19 46/29/26 | 47/30/23 45/31/27 | 47/34/31 44/33/29 | 47/36/33 47/35/32 | 49/37/34 49/37/34 | 51/38/35 50/38/35 |
| | | Outside (Hi/S-Lo) | | 47/— 47/— | 49/— 50/— | 47/42 47/42 | 48/43 48/43 | 53/48 53/48 | 54/49 54/49 | 55/50 55/50 |
| | Sound Power Level dB (A) | Outside (Hi/S-Lo) | | 62/— 62/— | 64/— 65/— | 62/57 62/57 | 62/57 62/57 | 67/62 67/62 | 68/63 68/63 | 71/66 71/66 |
| | | Outside (Hi/S-Lo) | | 62/— 62/— | 64/— 65/— | 62/57 62/57 | 62/57 62/57 | 67/62 67/62 | 68/63 68/63 | 71/66 71/66 |
| Net Weight (Outdoor) | | kg | | 9 (33) | 9 (33) | 9 (46) | 12 (49) | 12 (53) | 12 (53) | 12 (70) |
| Dimensions | Indoor | mm (H x W x D) | | 296 x 870 x 236 (542 x 780 x 289) | 296 x 870 x 236 (542 x 780 x 289) | 296 x 870 x 236 (695 x 875 x 320) | 296 x 1070 x 241 (695 x 875 x 320) | 296 x 1070 x 241 (695 x 875 x 320) | 296 x 1070 x 241 (695 x 875 x 320) | 296 x 1070 x 241 (999 x 940 x 340) |
| | Outdoor | mm (H x W x D) | | 6.35 (1/4) | 6.35 (1/4) | 6.35 (1/4) | 6.35 (1/4) | 6.35 (1/4) | 6.35 (1/4) | 6.35 (1/4) |
| Refrigerant Pipe Diameter | Liquid Side | mm/(inch) | | 9.52 (3/8) | 9.52 (3/8) | 12.7 (1/2) | 12.7 (1/2) | 12.7 (1/2) | 15.88 (5/8) | 15.88 (5/8) |
| Pipe Extension Length | Gas Side | mm/(inch) | | 3~20 | 3~20 | 3~30 | 3~30 | 3~30 | 3~30 | 3~30 |
| Pipe Length for Additional Gas | Min-Max (m) | m | | 7.5 | 7.5 | 7.5 | 10 | 10 | 10 | 10 |
| Additional Gas Amount | | g/m | | 20 | 20 | 20 | 20 | 20 | 25 | 25 |
| Power Supply | | | | Outdoor | Outdoor | Outdoor | Outdoor | Outdoor | Outdoor | Outdoor |
| Operating Range (Outdoor) | Cooling | Degree (°C) | | 5~46 | 5~46 | 5~46 | 5~46 | 5~46 | 5~46 | 5~46 |
| | Heating | Degree (°C) | | -15~24 | -15~24 | -15~24 | -15~24 | -15~24 | -15~24 | -15~24 |
| Refrigerant Type | | | | R32 | R32 | R32 | R32 | R32 | R32 | R32 |

*1 Sound pressure level specification is measured according to JIS C9612. *2 Maximum heating capacity shown are the values based on powerful operation. *3 Available from November 2015.

SPECIFICATIONS & FEATURES

Products in this brochure contain R32 refrigerant. Please refer to Panasonic's installation instructions and service manuals before installation and servicing this product.

Only persons and/or companies qualified and experienced in the installation, service and repair of refrigerant products should be permitted to do so.

The purchaser must ensure that the person and/or company who is to install, service or repair this air conditioner has qualifications and experience in refrigerant products.






















Suitable access for warranty and service is required.

Future improvement, specifications, designs of product and availability are subject to change without notice. Please check with your dealer.

ALL CAPACITY AND ENERGY EFFICIENCY RATINGS ARE BASED ON
AS/NZS3823.1.1

| | | |
|---------|---|----------------------------|
| COOLING | Indoor temperature Outdoor temperature | 27°C DB/19°C WB 35°C DB |
| HEATING | Indoor temperature Outdoor temperature | 20°C DB 7°C DB / 6°C WB |

Running current is at rated conditions (AS3823) and does not include compressor start-up or variations in power supply and load conditions.

| ENERGY SAVINGS | | | |
|--|---|---|--|
| ECONAVI Sensors detect opportunities to reduce waste for more energy savings. |  | TEMPERATURE WAVE Rhythmic temperature-controlled pattern to save energy without sacrificing comfort. |  INVERTER CONTROL Varies the rotation speed of the compressor for higher energy savings. |
| COMFORT | | | |
| iAUTO-X Come home to ultra-fast cooling, and then enjoy continuous comfort Shower Cooling that evenly distributes cool air. |  | FAN MODE Allows you to run the fan without any cooling or heating, thus giving just ventilation. |  HOT START CONTROL On the start of the heating cycle and after the defrost cycle, the indoor fan will start up once the indoor heat exchanger is warm. |
| MILD DRY COOLING Fine control helps prevent a rapid decrease in room humidity while maintaining the set temperature. |  | SOFT DRY OPERATION MODE Starts with cooling to dehumidify, then provides continuous breeze at a low frequency to keep a room dry without much change to the temperature. |  COOLING OPERATION LIMIT Cooling is possible even when the outside temperature is extremely hot. Highly durable compressor and fan motor helps to maintain room comfort even under the hottest conditions. |
| POWERFUL MODE Pressing the Powerful button cools or heats the room quickly. It provides fast comfort, with full power and a strong airflow. This is perfect for use immediately after coming home, or when unexpected guests arrive. |  | PERSONAL AIRFLOW CREATION Vertical and horizontal airflow patterns can be combined as desired to achieve optimum comfort, with operation possible by remote, even from a distance. |  HEATING OPERATION LIMIT Providing outstanding cold climate performance, Panasonic air conditioners let you enjoy stable heating even when the outside temperature is below freezing. Add to this exceptional durability and reliability and you're looking at worry-free operation for comfort during the harsh winter. |
| QUIET MODE Enjoy the comfort of running your air conditioner at night and still have a relaxing sleep. |  | AUTO CHANGEOVER (INVERTER) In Auto Mode the unit will select if heating or cooling is required. |  |
| CLEANER AIR | | | |
| nanoe-G nanoe-G works effectively on airborne particles including PM2.5, adhesive and in-filter micro-organisms such as bacteria, viruses and mould ensuring a cleaner living environment. |  | ODOUR-REMOVING FUNCTION With this function, there's no unpleasant odor when the unit starts up. That's because the fan remains off momentarily, while the source of the odour inside the air conditioner is suppressed. The unit must be in cool or dry mode and the fan speed must be set to automatic. |  REMOVABLE, WASHABLE PANEL Gives you easy access to the filter as well making the unit easy to clean. |
| | | |  ANTI-BACTERIAL FILTER The Anti-Bacterial Filter combines three effects in one: anti-allergen, anti-virus and anti-bacterial protection to provide clean air. |
| CONVENIENCE | | | |
| 24-HOUR DUAL ON & OFF REAL SETTING TIMER This feature enables you to preset two different sets of start/stop operation timer (hour and minute) within a 24-hour time frame. |  | 3RD PARTY CONNECTIVITY Allows limited control from an external source when wired to do so. |  WIRED REMOTE CONTROL (OPTIONAL) For use in commercial applications, or where users don't want a remote control. |
| DEMAND RESPONSE ENABLING DEVICE (DRED) Allows Electrical Utility Companies to regulate the power supply to the units if connected. |  | LCD WIRELESS REMOTE CONTROL Easy control of the unit from anywhere in the room. |  |
| RELIABILITY | | | |
| BLUE FIN CONDENSER Extra protection from the elements with a longer lasting coil. |  | LONG PIPING Long piping offers more flexible installation options. |  SELF-DIAGNOSTIC FUNCTION Should a malfunction occur, the unit diagnoses the problem and shows the corresponding alphanumeric code. This allows for quicker servicing. |
| RANDOM AUTO RESTART When multiple units are connected and there is a power outage, they will turn on at different times in order to not spike the power supply. |  | TOP-PANEL MAINTENANCE ACCESS Easy access for maintenance. |  |

OUTDOOR



CU-Z9RKR
CU-Z12RKR



CU-Z15RKR
CU-Z18RKR
CU-Z21RKR
CU-E24RKR



CU-Z28RKR



PANASONIC SIZING WIZARD APP

The Panasonic Air Conditioning Sizing Wizard makes choosing the right air conditioner easier. This application is very easy to use; simply enter some basic details about your room size and environment, and the Sizing Wizard will suggest the air conditioner model best suited to your needs. You can use it online, or download the app for your Android smartphone or tablet, or your iPhone or iPad.

FEATURES:

- Product Selector
- Model Recommendation
- Model Specifications
- Product Feature Videos
- Where to Buy



Panasonic Australia Pty Limited

1 Innovation Road, Macquarie Park, NSW 2113. ABN 83 001 592 187

www.panasonic.com.au

Panasonic