

BEEFCLASS STRUCTURAL ASSESSMENT

How to use:

The Beef Class Structural Assessment System uses a 1-9 scoring system for feet and leg structure:

- A score of 5 is ideal
- 4 and 6 show slight variation from ideal, but this includes most animals. Any animal scoring 4 and 6 would be acceptable in any breeding program
- 3 and 7 shows greater variation, but would be acceptable in most commercial breeding programs, however seedstock producers should be wary
- 2 and 8 are low scoring animals and should be looked at carefully before purchasing

A 1-5 scoring system is used for sheath attachment. For feet and leg assessment, animals need to be on a hard, flat and even surface where animal can move/stand naturally.

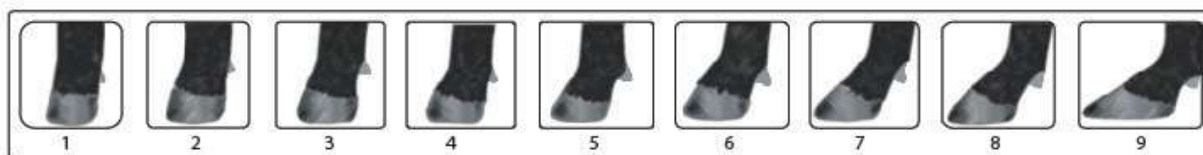
Traits:

	<i>Scoring Range</i>	<i>Description</i>
Front Feet Claw Set	1 - 9	1 - open divergent; 5 - good; 9 - extreme scissor claw
Rear Feet Claw Set	1 - 9	1 - open divergent; 5 - good; 9 - extreme scissor claw



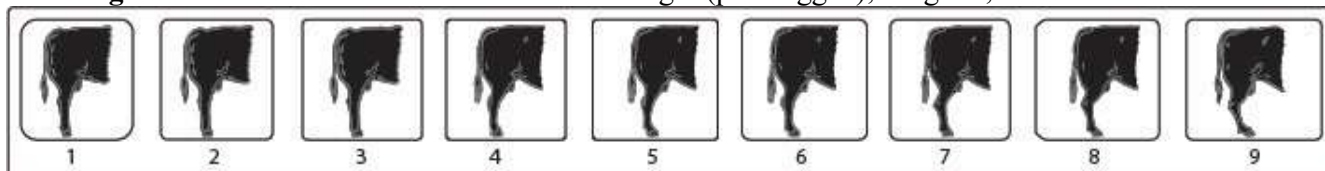
Reference: Shape (primarily curl) and evenness of the claw set.

Front Feet Angle	1 - 9	1 - steep (stubbed toe); 5 - good; 9 - shallow heel
Rear Feet Angle	1 - 9	1 - steep (stubbed toe); 5 - good; 9 - shallow heel



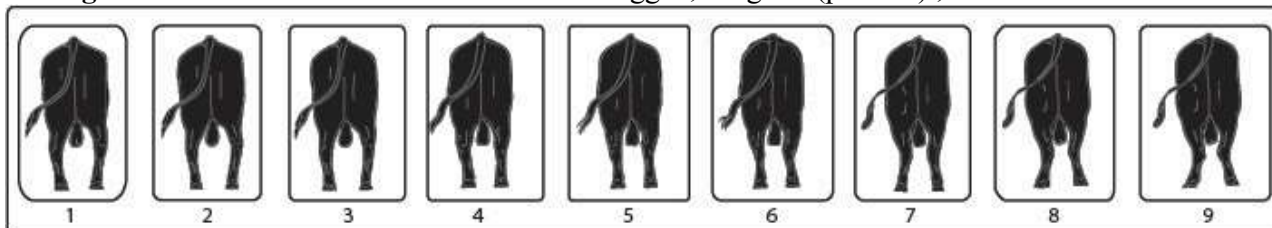
Reference: Strength of pastern, depth of heel and length of foot.

Rear Legs Side View	1 - 9	1 - straight (post legged); 5 - good; 9 - sickle hocked
----------------------------	-------	---



Reference: Angle measured at the front of the hock.

Rear Leg Hind View	1 - 9	1 - bow legged; 5 - good (parallel) ; 9 - cow hocked
---------------------------	-------	--



Reference: Direction of the feet when viewed from the rear.

Muscle Score:

A - E (includes + and -)

A+ = Double-muscled

A = Extremely heavy muscle

- pronounced creasing between muscles

B = Heavily muscled

- well rounded hindquarter

C = Average muscle

- hindquarter slightly rounded

D = Poor muscle

- narrow concave hindquarter

E = Extremely poor muscle

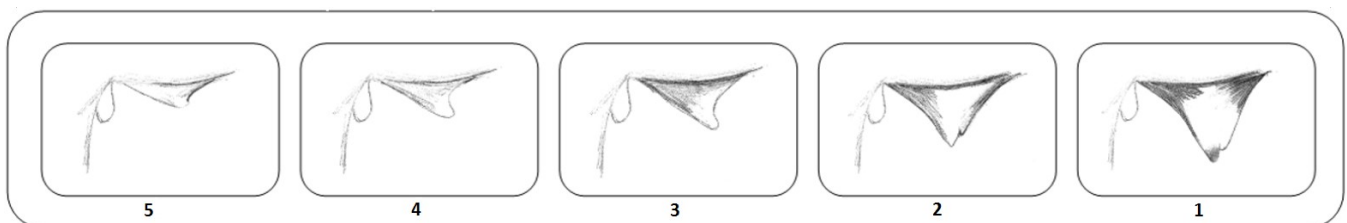
- angular

Reference: Primarily hindquarter roundness or convexity, width across the stifle and width of stance. Also width and muscle expression across the back, particularly behind the shoulder and in the loin. Jump muscle (about the P8 site) and forearm bulge may be taken into consideration.

Sheath and Naval Scores

5 - 1

5 - extremely clean/tight to body; 1 - extremely pendulous



Reference: Sheath attachment

Temperament

Reference: 1-5 (half scores permitted) using yard test scale below:

1. Docile
The animal is easily held in the corner and the handler can get close enough to put their stick on the animal.
2. Restless
The animal can be held in the corner but exhibits some restlessness and flicking of the tail. The handler cannot get close enough to put their stick on the animal before it moves away.
3. Nervous
The animal is not easily held in the corner even when the handler is some distance back from the animal, continual movement and tail flicking.
4. Flighty (wild)
The animal cannot be held in the corner, frantically runs the fence line and may jump when penned individually, exhibits long flight distance.
5. Aggressive
Similar behavior to score 4 but is also aggressive towards the handler, stares at the handler and threatens to charge or charges (Handler is advised to exit the yard before the animal actually charges).