

# TROPICAL SERIES

The Tropical Series contains all of Four Winds Spas' one pump 12 Amp dual speed systems. Each spa comes equipped with a water feature, LED Spa Rainbow Light, and drain. This series contains some of the basic models and configurations.

**PUMPS:** 1 x 12 Amp 5.0 HP Dual Speed (US)  
1 x 11.5 Amp 3.0 HP Dual Speed (EU)

**PACK:** Balboa VS300 Series (US)  
Balboa GS501SZ (EU)

**TOPSIDE CONTROLS:** Balboa VL406U 4-Button (US)  
Balboa VL600U 5-Button (EU)

**HEATER:** 4.0 kw (3.0 kw EU)

**FILTRATION:** 1 x 35 sq ft screw-in filter


**SHELL:** Acrylic

## SHELL COLORS:

STERLING  
SILVER



WHITE  
PEARL



SAHARA




OYSTER  
OPAL




MIDNIGHT  
CANYON



STORM  
CLOUDS




TUSCAN  
SUN




**COVER OPTIONS:** Mahogany/Slate

## CABINET OPTIONS:


ELITE  
ESPRESSO  
WITH BLACK




ELITE  
GREY  
WITH BLACK



ELITE  
BLACK



ELITE  
ESPRESSO



Certain colors and finishes are only available for certain models. Call for details.

# BAJA



**DIMENSIONS:** 72" x 66 x 33"

**SEATING:** 4 Persons

**JETS:** 24 Dual Tone Max Pro Jets

**VOLUME:** 250 US Gallons / 946 L

**DRY WEIGHT:** 480 lbs / 218 kg

**FILLED WEIGHT:** 2,570 lbs / 1,168 kg

All Specifications are current at time of publishing but subject to change without notice.

## INCLUDED FEATURES:

LED Rainbow Spa Light, Green Energy Retention System, 360 Filtration, Spa Cover, Water Features

## AVAILABLE EXTRAS:

Steps, Cover Lift, LED Standard Lighting, LED Deluxe Lighting, Cabinet LED Logo, Ozonator, Bluecube Mini Amp Audio System (cabinet speakers only) LED Corners on Elite Panels, Subwoofer, Aromatherapy

Spec sheets show a summary of features and options for each spa model. For more details please see a sales associate.

