

TYPHOON SERIES

The Typhoon Series contains all of Four Winds Spas' three pump 12 Amp dual speed systems. Each spa comes equipped with water features, LED spa and logo light, drain and a WiFi-Ready pack with touch screen topside control. These spas encompass the top-of-the-line ratings and performance for the optimal spa experience.

PUMPS: 3 x 12 Amp 5.0 HP Dual Speed (US)
3 x 11.5 Amp 3.0 HP Dual Speed (EU)

PACK: Balboa BP 2000 Series (US)
Balboa BP 2100 (EU)

TOPSIDE CONTROLS: Balboa Spa Touch

HEATER: 5.5 kw (3 kw EU)

FILTRATION: 2 x 35 sq ft screw-in filters

SHELL: Acrylic

SHELL COLORS:

STERLING
SILVER

WHITE
PEARL

SAHARA


OYSTER
OPAL



MIDNIGHT
CANYON

STORM
CLOUDS

TUSCAN
SUN



COVER OPTIONS: Mahogany/Slate





CABINET OPTIONS:

ELITE
ESPRESSO
WITH BLACK

ELITE
GREY
WITH BLACK

ELITE
BLACK

ELITE
ESPRESSO



Certain colors and finishes are only available for certain models. Call for details.

CANCUN III



DIMENSIONS: 91" x 91" x 38"

SEATING: 5 Persons

JETS: 54 Max Pro Jets, 1 Master Massager

VOLUME: 450 US Gallons / 1,893 L

DRY WEIGHT: 900 lbs / 409 kg

FILLED WEIGHT: 4,500 lbs / 2,050 kg

All Specifications are current at time of publishing but subject to change without notice.

INCLUDED FEATURES:

LED Rainbow Spa Light, Cabinet LED Logo, Green Energy Retention System, 360 Filtration, Spa Cover, Water Features, WiFi Capable, Touchscreen Topside

AVAILABLE EXTRAS:

Steps, Cover Lift, LED Standard Lighting, LED Deluxe Lighting, LED Backlit Jets, Ozonator, Bluecube Mini Amp Audio System, Integrated Bluetooth Stereo System, Subwoofer (only available with BlueCube), WiFi Module, Aromatherapy, LED Corner Lighting on Elite Panels

Spec sheets show a summary of features and options for each spa model. For more details please see a sales associate.

