

# TROPICAL SERIES

The Tropical Series contains all of Four Winds Spas' one pump 12 Amp dual speed systems. Each spa comes equipped with a water feature, LED Spa Rainbow Light, and drain. This series contains some of the basic models and configurations.

**PUMPS:** 1 x 12 Amp 5.0 HP Dual Speed (US)  
1 x 11.5 Amp 3.0 HP Dual Speed (EU)

**PACK:** Balboa VS300 Series (US)  
Balboa GS501SZ (EU)

**TOPSIDE CONTROLS:** Balboa VL406U 4-Button (US)  
Balboa VL600U 5-Button (EU)

**HEATER:** 4.0 kw (3.0 kw EU)

**FILTRATION:** 35 sq ft screw-in filter

**SHELL:** Acrylic

## SHELL COLORS:

STERLING  
SILVER



WHITE  
PEARL



SAHARA




OYSTER  
OPAL



MIDNIGHT  
CANYON



STORM  
CLOUDS




TUSCAN  
SUN




**COVER OPTIONS:** Mahogany/Slate

## CABINET OPTIONS:

ELITE  
ESPRESSO  
WITH BLACK



ELITE  
GREY  
WITH BLACK



ELITE  
BLACK



ELITE  
ESPRESSO



Certain colors and finishes are only available for certain models. Call for details.

# PEARL



**DIMENSIONS:** 77" x 77" x 36"

**SEATING:** 6 Persons

**JETS:** 30 Dual Tone Max Pro Jets

**VOLUME:** 400 US Gallons / 1,514 L

**DRY WEIGHT:** 500 lbs / 227 kg

**FILLED WEIGHT:** 3,844 lbs / 1,747 kg

All Specifications are current at time of publishing but subject to change without notice.

## INCLUDED FEATURES:

LED Rainbow Spa Light, Green Energy Retention System, 360 Filtration, Spa Cover, Water Features

## AVAILABLE EXTRAS:

Steps, Cover Lift, LED Standard Lighting, LED Deluxe Lighting, Cabinet LED Logo, Ozonator, Bluecube Mini Amp Audio System, LED Corners on Elite Panels, Subwoofer, Aromatherapy, LED Cupholders

Spec sheets show a summary of features and options for each spa model. For more details please see a sales associate.

