

# Spring Open House

## April 2nd, 2016!!

See Page 8  
For Details!!

APRIL 2016

# The GREENLEAF

## NEWSLETTER



HOURS: MON - SAT 8:00 A.M. TO 6:30 P.M.  
SUN 10:00 A.M. TO 5:00 P.M.

(972) 335-9095  
FAX (972) 377-2022  
info@shadesofgreeninc.com  
www.shadesofgreeninc.com

## "I need a plant for that spot!"

by Brice Creelman

Seems so easy to go to your local independent garden center to get one or two plants for a spot in your garden, but you're talking about sifting through *hundreds* of choices!

Use this handy little cheat-sheet list to pick up some of the best New, Unusual, Native, and Old Favorites to make gardening the pleasure it's supposed to be. Well, but I guess somebody still has to dig those pesky holes.

### Lemon Grass – *Cymbopogon citratus*

Use it in center planters, in your herb garden, and/or as a 3' ornamental grass. Edible. You may have to replace it, or pull it inside in winter. Not Native. Sun to Part Shade.

### Tropical Butterfly Milkweed – *Asclepiad curassaica*

A butterfly host plant where they lay their eggs. Never spray with chemicals. The ones we carry may have aphids on them, but that's a good sign it has not been sprayed and is safe for your butterfly garden. 36" tall or so. Native to Mexico. Easy to grow. Should re-seed. Sun to Part Shade.

### Laura Bush Petunia – *Petunia x violacea* (Solanaceae)

Our very own Texan. Greg Grant found this plant and named it after you-know-who. Nice vigorous plant. Use it in planters or in the landscape. This Petunia holds up best through our heat. Cut back anytime. Up to 18" tall and 24" across. Re-seeds. Share with friends. Sun to Part Shade.



Continued on page 5 ...

# APRIL 2016 TIMELY HINTS

**PLANT...** **Annual Color Now!** Our selection and quality is excellent! Be patient and wait until the soil is warmer to plant **Caladiums**, **Sweet Potato Vine**, etc, later into April. We'll have Periwinkles and Zinnias in May when the time is right – again be patient. We specialize in Native **Texas Perennials** and right now our selection is **OUTSTANDING**. Brice always grows beauties for us, and we've brought in some really good-looking plants from south Texas, too. Come on in and feast your eyes. Of course you can plant **Trees**, **Hollies**, all **Shrubs**, **Roses**, **Vines**, and **Groundcovers** now. **Tropicals** are coming in now also, and the selection will grow as the season permits. We have many beautiful **Color Bowls** already planted up for you – so come on in and choose a few to brighten up your front porch and patio! Or let our creations bring out the inner artist in you, and create your own spectacular design from our large selection of color!

**FERTILIZE...** with **Gardenville 7-2-2** if you did not do so in February or March. If you procrastinated, it's ok ... **it's organic!** Seriously consider avoiding any weed & feed products. We do not recommend them or trust them – they are dangerous for your trees and shrubs. Foliar feed your plants as they begin to grow with **Liquid Fish or Liquid Seaweed**, **Garrett Juice**, or **John's Recipe**. Apply **Colorsapes** or **ColorStar** when planting your annuals, perennials, and color bowls. Re-apply every 4-6 weeks to keep your plants green and blooming. It's that easy. Don't forget to use your **Superthrive™** on anything newly planted, or neglected and stressed – it IS a miracle product!

**PRUNE...** to maintain form only.

**WATER...** keep sprinklers **OFF** of their 'automatic' setting. Run your sprinkler manually if we have a dry period (a couple of weeks without rain) to supplement between the spring rains. Check and hand-water newly planted plants, if needed, every couple of days for the first two weeks to insure they get settled in. Visit the City of Frisco's Water Wise website for up-to-date watering advice at [www.friscotexas.gov/177/Water-Resources](http://www.friscotexas.gov/177/Water-Resources). They have a weather station to monitor conditions and provide weekly watering recommendations. Please, be active and monitor your watering needs, and follow your city's watering restrictions. Frisco residents can also sign up for a free sprinkler check-up here: [www.friscotexas.gov/309/Free-Sprinkler-Check-Ups](http://www.friscotexas.gov/309/Free-Sprinkler-Check-Ups).





## PESTS...

- Look out for Cankerworms in your trees. These larva hang from your trees on thin almost transparent threads and can strip trees of their new foliage. Use **Bacillus Thurengiensis (BT)** as a biological control. Now is also the time for a spraying of **BT** to control Bagworms on your junipers and other needled evergreens. BT is safe for people, pets, and wildlife. Control Slugs (those slimy little critters) with **Sluggo**. Be on the watch for Scale on plants – especially Crape Myrtles. Use **All Seasons Oil** to control. We have an organic fungicide called **Serenade** that can be used to prevent a wide variety of fungal diseases. Come see us to learn how to use these products in your gardens.
- Control fungal diseases on your roses with an application of **Horticultural Com Meal** ... apply on the root zone and lightly scratch it into the soil.
- Try **Beneficial Nematodes** to help control grubs, ants, fleas, and other ground-dwelling pests. There's still time to apply **Dry Molasses** for Fire Ants. They hate it and it increases the microbial activity in the soil. Plus, before you know it you'll have a large population of earthworms, which is a really good thing!

## OTHER BITS & PIECES...

- Maintain **1"-2" of mulch** on your planting beds to conserve water and precious moisture. This is very important before summer's heat arrives!
- Get outside with your family and friends! Spring is the absolute **Best Time of Year** here in North Texas ... so get out there and enjoy your beautiful outdoor spaces!



**Thank You for Visiting Us!**

**It is always an honor to be a part of  
'The Garden Show' presented by the  
Collin County Master Gardeners.  
Hope to see you there next year!!**

**NICE! (Natives Instead of Common Exotics!)**  
**Plant Of The Season – Spring 2016**

## **RED COLUMBINE**

*Aquilegia canadensis*

**Perennial for Spring Color in Shady Spots**

Written by Dr. Becca Dickstein

**Description:** Red Columbine, *Aquilegia canadensis*, is a perennial, native to dry and medium-moisture wooded areas in eastern and central North America. It is usually 1-2.5 ft tall and 1-2 ft wide, not including the flowers that rise about six inches above the foliage. Its mound of foliage is comprised of multi-lobed medium- to dark-green compound leaves with rounded edges that are attractive. Red Columbine's foliage dies back in mid-autumn and re-appears in late winter, before the blooms appear in spring. It will also go dormant when the temperature exceeds 110 F.



**Red Columbine**

[ Photos courtesy of (left) Marilyn Blanton and (right) Kathy Saucier ]

**Flowers and Seeds:** Red Columbine's flowers appear in March or April in North Texas. The drooping lantern-like flowers have yellow stamens and anthers hanging below the red and yellow petals and sepals. The petals have distinctive tubes or spurs that give *Aquilegia* its genus name. In Latin, aquila means eagle and some think that *Aquilegia*'s spurred petals look like eagles' talons. Seed can be collected 2-4 weeks after flowering.

**Planting sites:** Red Columbine does well in sandy, well-drained, relatively-poor soils that are neutral or slightly alkaline and will be shorter-lived in clay soil. It should be planted in shade to part sun. Although the original plant may die, Red Columbine will self-seed, yielding new plants.

**Watering Instructions:** During dry spells, Red Columbine will appreciate supplemental water, but will not tolerate "wet feet" like many other native Texas plants.

**Comments:** Red Columbine's flowers attract hummingbirds and long-tongued insects and butterflies. It is the larval host for the Columbine Duskywing butterfly and its seeds are consumed by finches and buntings. It is lovely planted under trees. Consider planting Red Columbine instead of invasive exotics like vinca, English ivy or begonias. Good native Texas companion plants include Horseherb (*Calypocarpus vialis*) Pigeon Berry (*Rivina humilis*), Winecup (*Callirhoe involucrata*), Tropical Sage (*Salvia coccinea*) and the taller, yellow Hinckley Columbine (*Aquilegia chrysantha* var. *hinckleyana*). Note that if you interplant Red Columbine and Hinckley Columbine, they may cross-fertilize, with the intermediate-sized progeny producing mixed red and yellow flowers.

---

**Plant of the Season, Sponsored by the Trinity Forks Chapter, Native Plant Society of Texas, Operation NICE!**

Trinity Forks Chapter, Native Plant Society of Texas Meetings are the 4th Thursdays in Jan, Feb, Mar, Apr, May, Jun, Sep & Oct at 6:30 pm, in TWU's Ann Stuart Science Complex, in Denton, TX.

[www.npsot.org/TrinityForks](http://www.npsot.org/TrinityForks)



# '... a plant for that spot!'

by Brice Creelman

## Maximillian Sunflower – *Helianthus maximillian*

Native. Sun lover. Use in the back border. Can get 5-6 feet tall if it likes you. Covered with yellow sunflower-like flowers in the fall, so plant it now to get full effect of size. Excellent pollinator. Love by anything you usually swat at. Good for cut flowers, too. No maintenance.

## 'First Love' Dianthus – *Dianthus 'First Love'®*

Hate to be the only one who loves this plant. So easy. Blooms all season long. Cut it back if it isn't covered with butterflies and hummingbirds. Flowers come out white, and change to pink and then red – all at the same time! It's a miracle! Up to 18"-24" tall. Sun. Hardy summer and winter. Fragrant. Cut flowers, too. Not Native.

## Gold Leaf Tansy – *Tanacetum 'Isla Gold'*

Give it a little morning sun, then some shade, to keep that golden foliage looking good. 18" x 18". Compact. Don't think you need to these days, but it was used to kill worms in children in the olden days. Please don't do that. Enjoy only as great color in a shady spot. Looks great in containers, also. Keep on the dry side. Not native.

## 'Barbeque' Rosemary – *Rosemarinus officinalis*

Easy, evergreen herb. Really long, straight stems to be used as shish-k-bobs for your chicken or whatever else you like to skewer around your house.

## 'Minnie Pearl' Phlox – *P. maculate x P. glaberrima hybrid*



This phlox is a hybrid found in the southeast. Handles the heat very well. Much better than phlox paniculata 'David' and not as tall. 18" x 18". Tony Avent of Plant Delights Nursery in Raleigh promoted and named it. We love his redneck take on names. Sun to Part Shade. Lots of pollinators.

## 'Lemonjade' Sedum – *Sedum hybrid*


Much better plant than 'Autumn Joy' Sedum. Not as tall, so it doesn't flop over like, um, well ... it just stays upright better than other stuff. Blooms late summer when everything else is tired. Put in containers or in the ground. Yellow bloom unlike other upright Sedums. Plays well with all other plants. Not Native.

## Four-Nerve Daisy – *Tetaneuris scaposa*

One of the best Texas Natives. Stays small and spreads slowly by seed. Loved by pollinators, hated by water. Water it the day you plant it, then depend on your dog to take care of it. 8"-12" tall. Blooms 13 months out of the year. Go ahead, try to prove me wrong. Yes, I'm stressing that 'dry' part.







### **‘Blue Note’ Salvia** – *Salvia greggii* ‘Blue Note’

Turned into a customer favorite. Really nice, bushy Salvia. Pollinators love it in pots or in the ground. 24” tall x 18” wide. Cut back as needed anytime, and then harder in the spring. Native. Sun to Part Shade.



### **‘Pizza Crust’ Daylily** – *Hemerocallis*

The nicest Daylily bloom we have. Edges are ruffled. Some afternoon shade works best for them. Easy to grow. Will be the least ‘needy’ thing in your life. Great start to a Daylily Garden. Fragrant, may even smell like pizza too!



### **Woodland Phlox ‘Louisiana Blue’ or ‘Louisiana Purple’** – *Phlox divaricata*

Excellent shade groundcover. Blooms in spring. Spreads nicely. Also use Phlox pilosa if you find it. 12” – 18”. Fragrant. Native very close to here. Let it spread under some trees as it wants. Share with your furry friends.



### **‘Vermilion Bluffs’® Salvia** – *Salvia darcyi*

Has two XX’s on the label ... either it likes it really dry, or good porn. Let’s go with the very dry thing. Can be the stand-out in your garden. Give it space. Easily gets 4’-5’ both ways. Brilliant red blooms. Best in dry spots with Full Sun. Blooms loved by, well, you know. Labeled as ‘Vermilion Bluffs’ ... or ‘Blush’ if you like.



### **‘Cottage Pink’ Wood Sorrel** – *Oxalis*

This old heirloom plant used to be found all over east Texas. Now, not so much. Matter of fact, very hard to find these days. It got left behind by its other classy, well-dressed friends. Still a perfect little plant for planters or to re-seed in your spot. Blooms all spring long and then in the fall. Sun to Part Shade. Not Native. Show it a little love, please.



### **White Wine Cup** – *Callirhoe involucrate* var. *lineariloba* ‘Logan Calhoun’

Named after Texas plant hunter, Logan Calhoun, found in Kansas and around the north central plains. Amazing, unknown plant grows like Red Wine Cup but on steroids. Easy 4’ across and blooms much heavier than the red. 4”-5” tall. No special needs. Easy spring blooms look good hanging over a wall. May re-seed, which is good. Not Native, but very close.

Come Socialize With Us!!



Find us on  
**Facebook**

Remember To Visit [www.ShadesOfGreenInc.com](http://www.ShadesOfGreenInc.com)  
For Promotions and Events!

## April Coupon Specials

**\$10.00  
OFF!**



Any Retail Purchase of  
**\$50.00 Or More!!**

May NOT Be Combined With Any Other Coupons or Discounts  
One Coupon Per Customer    Coupon Valid 4/1/16 - 4/30/16

**\$20.00  
OFF!**



Any Retail Tree Purchase of  
**\$100.00 Or More!!**

May NOT Be Combined With Any Other Coupons or Discounts  
One Coupon Per Customer    Coupon Valid 4/1/16 - 4/30/16



# *Come Join The Fun!* *Shades of Green's* **Spring Open House**

**Saturday, April 2nd, 2016**

**10:00 am — 3:30 pm**

10:00am – *“Container Gardens”*  
by Robin Roberts

11:00am – *“Pests, Plant Diseases and Rose Rosette”*  
by Tony Dennis

12:00pm – *“Pretty Perfect Perennials”*  
by Brice Creelman

11:00am-2:00pm: Celina FFA Fundraiser Cook Out

12:00pm-2:00pm: Free Kids Crafts

2:00pm-3:30pm: *Special Appearance*  
*Book Signing w/Neil Sperry!*

2:30pm: Giveaways!



**SHADES  
OF  
GREEN** INC.

7401 Coit Road Frisco, Texas  
972-335-9095

[www.ShadesOfGreenInc.com](http://www.ShadesOfGreenInc.com)