

Dear shop owners:

Welcome onboard! This slideshow outlines simple steps you may want to follow in order to get the most out of nonda Auto Merchant Center platform for yourself.

We would love to have your thoughts and comments. Please email me directly at:

shane@nonda.us

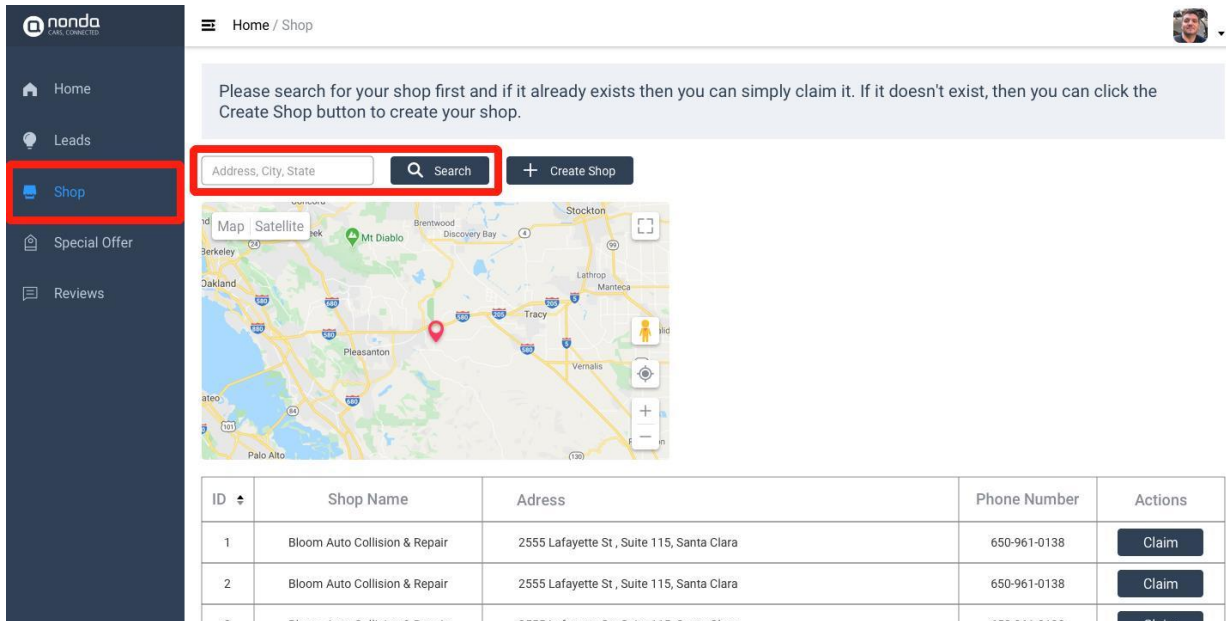
To learn more about nonda:

<https://www.nonda.co/>

Best regards
Shane
PM of nonda Auto Merchant Center

Step 1: Claim your shop

Website:



Home / Shop

Please search for your shop first and if it already exists then you can simply claim it. If it doesn't exist, then you can click the Create Shop button to create your shop.

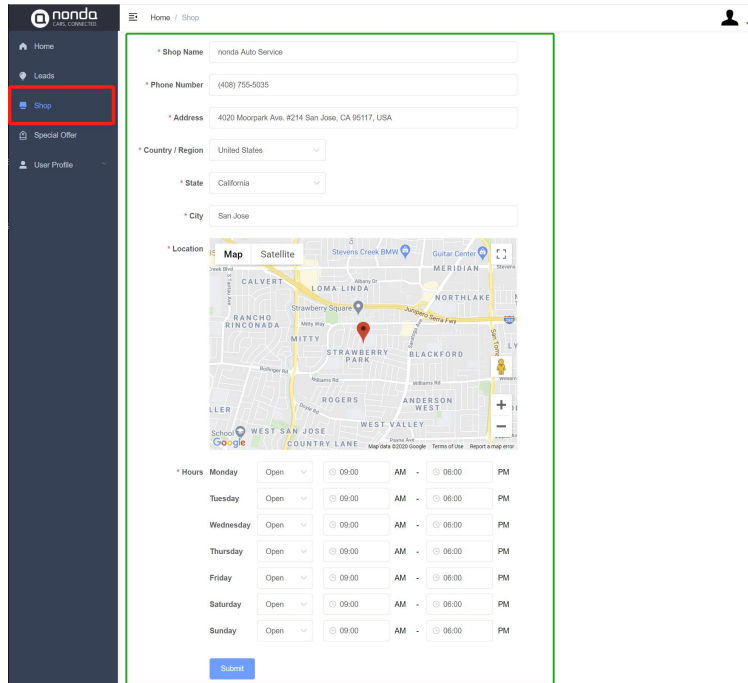
Address, City, State

ID	Shop Name	Address	Phone Number	Actions
1	Bloom Auto Collision & Repair	2555 Lafayette St., Suite 115, Santa Clara	650-961-0138	<input type="button" value="Claim"/>
2	Bloom Auto Collision & Repair	2555 Lafayette St., Suite 115, Santa Clara	650-961-0138	<input type="button" value="Claim"/>
3	Bloom Auto Collision & Repair	2555 Lafayette St., Suite 115, Santa Clara	650-961-0138	<input type="button" value="Claim"/>

- Navigate to <Shop> tab, type in address of your shop and search for your shop in our database.
- You can navigate through shop list by dragging the map, and the list will update automatically.
- If you cannot find your shop in our database, you can create a new shop by clicking the button.
(Warning: Please only create your shop if you cannot find your shop in our database, otherwise customers might see duplicate records on their ZUS app when they browse through shops.)

Step 2: Setup and verify your shop information

Website:



Home / Shop

* Shop Name nonda Auto Service

* Phone Number (408) 755-5035

* Address 4020 Moorpark Ave. #214 San Jose, CA 95117, USA

* Country / Region United States

* State California

* City San Jose

* Location

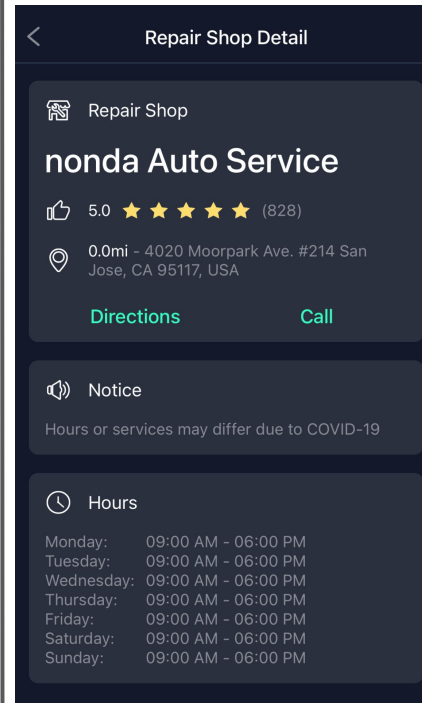
Map Satellite

Hours

Day	Status	Start	End
Monday	Open	09:00 AM	06:00 PM
Tuesday	Open	09:00 AM	06:00 PM
Wednesday	Open	09:00 AM	06:00 PM
Thursday	Open	09:00 AM	06:00 PM
Friday	Open	09:00 AM	06:00 PM
Saturday	Open	09:00 AM	06:00 PM
Sunday	Open	09:00 AM	06:00 PM

Submit

On ZUS app:



Repair Shop Detail

Repair Shop

nonda Auto Service

5.0 ★★★★★ (828)

0.0mi - 4020 Moorpark Ave. #214 San Jose, CA 95117, USA

Directions Call

Notice

Hours or services may differ due to COVID-19

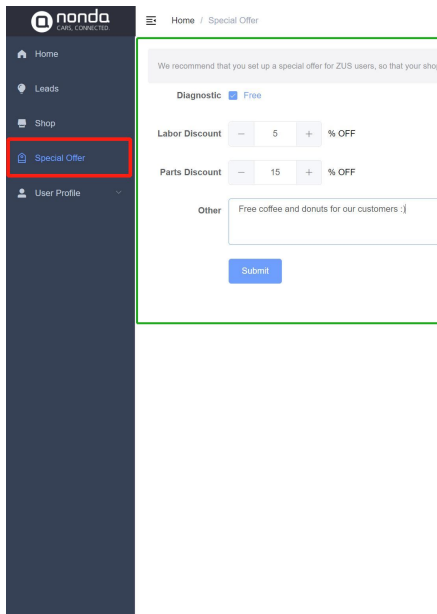
Hours

Monday: 09:00 AM - 06:00 PM
 Tuesday: 09:00 AM - 06:00 PM
 Wednesday: 09:00 AM - 06:00 PM
 Thursday: 09:00 AM - 06:00 PM
 Friday: 09:00 AM - 06:00 PM
 Saturday: 09:00 AM - 06:00 PM
 Sunday: 09:00 AM - 06:00 PM

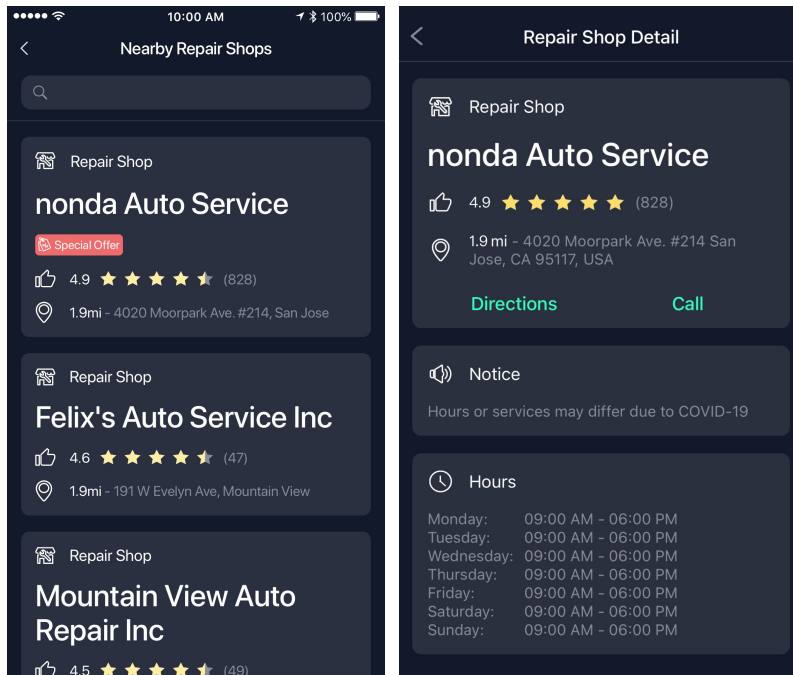
- After claiming your shop, verify the existing information is correct.
- This is what customer will see on the ZUS app. Please make sure to have the most up to date information.

Step 3: Setup your promotional discounts

Website:



On ZUS app:

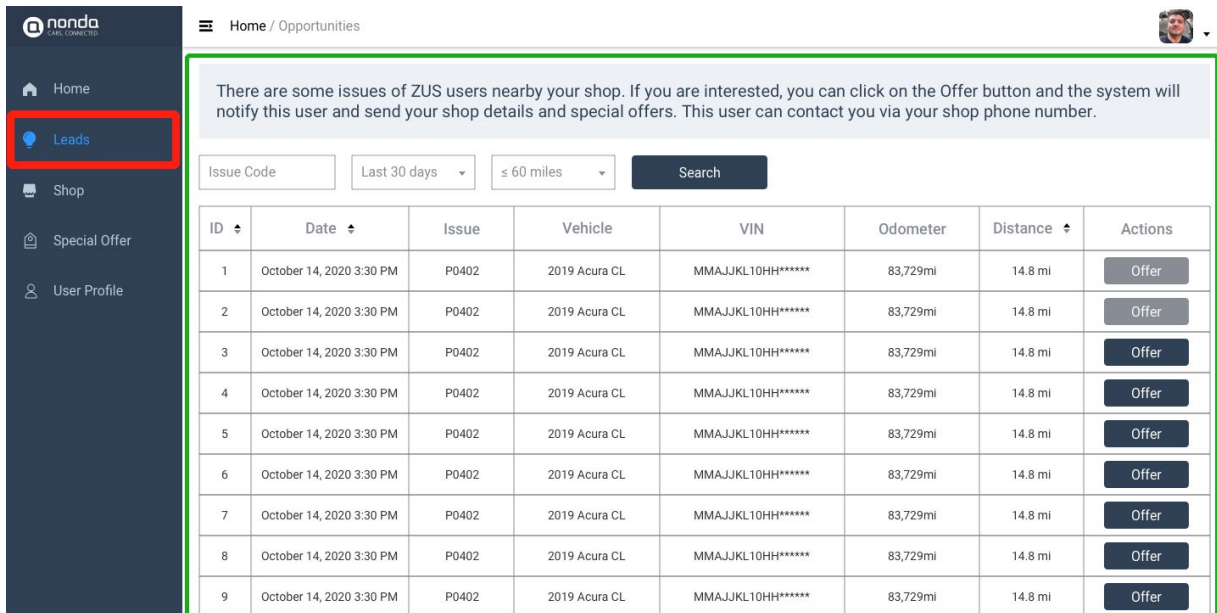


- Setup your promotional discounts for all ZUS app users.
- Tell what you want to say to customers in the 'Others' dialog.
- Having a promotional discount will help your shop rank higher in the nearby shops list on the ZUS app.

Note: This discount will be seen by all users.

Step 4: Look what leads are around you

Website:



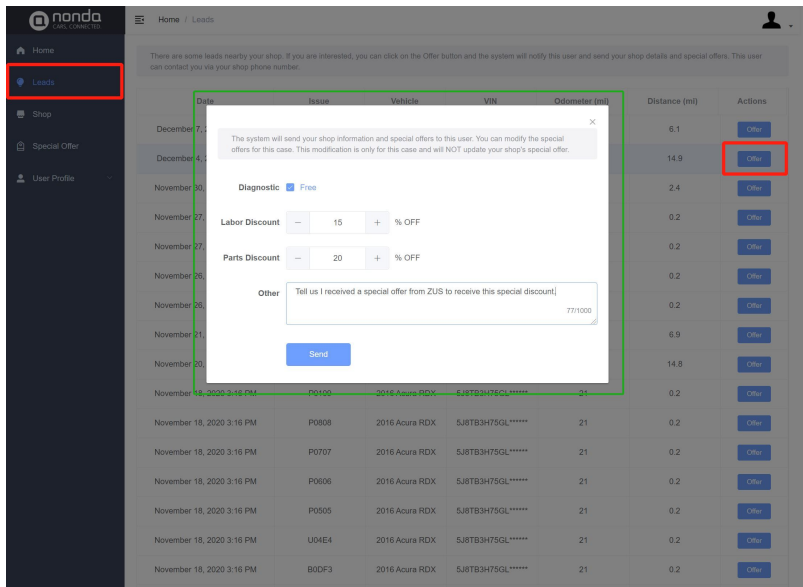
The screenshot shows the Nonda website interface. On the left is a dark sidebar with navigation options: Home, Leads (highlighted with a red box), Shop, Special Offer, and User Profile. The main content area is titled 'Home / Opportunities' and features a notification: 'There are some issues of ZUS users nearby your shop. If you are interested, you can click on the Offer button and the system will notify this user and send your shop details and special offers. This user can contact you via your shop phone number.' Below the notification is a search filter with 'Issue Code' input, 'Last 30 days' dropdown, '≤ 60 miles' dropdown, and a 'Search' button. A table displays the results of the search, with columns for ID, Date, Issue, Vehicle, VIN, Odometer, Distance, and Actions. Each row includes an 'Offer' button.

ID	Date	Issue	Vehicle	VIN	Odometer	Distance	Actions
1	October 14, 2020 3:30 PM	P0402	2019 Acura CL	MMAJJKL10HH*****	83,729mi	14.8 mi	Offer
2	October 14, 2020 3:30 PM	P0402	2019 Acura CL	MMAJJKL10HH*****	83,729mi	14.8 mi	Offer
3	October 14, 2020 3:30 PM	P0402	2019 Acura CL	MMAJJKL10HH*****	83,729mi	14.8 mi	Offer
4	October 14, 2020 3:30 PM	P0402	2019 Acura CL	MMAJJKL10HH*****	83,729mi	14.8 mi	Offer
5	October 14, 2020 3:30 PM	P0402	2019 Acura CL	MMAJJKL10HH*****	83,729mi	14.8 mi	Offer
6	October 14, 2020 3:30 PM	P0402	2019 Acura CL	MMAJJKL10HH*****	83,729mi	14.8 mi	Offer
7	October 14, 2020 3:30 PM	P0402	2019 Acura CL	MMAJJKL10HH*****	83,729mi	14.8 mi	Offer
8	October 14, 2020 3:30 PM	P0402	2019 Acura CL	MMAJJKL10HH*****	83,729mi	14.8 mi	Offer
9	October 14, 2020 3:30 PM	P0402	2019 Acura CL	MMAJJKL10HH*****	83,729mi	14.8 mi	Offer

- Go to 'leads' tab and look for service and repair opportunities around you. The list is updated real time.
- List shows how far each vehicle is from you, what error code it has and other necessary information.
- You can use the search and filter function to look for anything in particular.

Step 5: Sending offers to customers

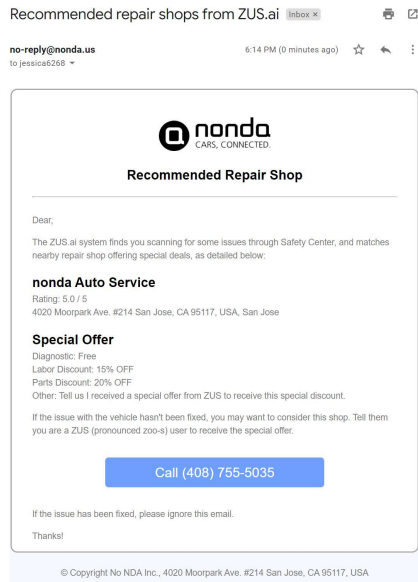
Website:



The screenshot shows the Nonda website interface. On the left, a navigation menu has 'Leads' highlighted with a red box. The main content area displays a table of leads with columns for Date, Issue, Vehicle, VIN, Odometer (mi), Distance (mi), and Actions. A modal window is open over the table, allowing the user to customize an offer for a specific lead. The modal includes a message box, a 'Diagnostic' section with a 'Free' checkbox, 'Labor Discount' and 'Parts Discount' sections with percentage input fields, and an 'Other' text area. A 'Send' button is at the bottom of the modal. The 'Offer' button for the selected lead in the table is also highlighted with a red box.

Date	Issue	Vehicle	VIN	Odometer (mi)	Distance (mi)	Actions
December 7, 2020 3:16 PM					6.1	Offer
December 4, 2020 3:16 PM					14.9	Offer
November 30, 2020 3:16 PM					2.4	Offer
November 27, 2020 3:16 PM					0.2	Offer
November 27, 2020 3:16 PM					0.2	Offer
November 26, 2020 3:16 PM					0.2	Offer
November 26, 2020 3:16 PM					0.2	Offer
November 21, 2020 3:16 PM					6.9	Offer
November 20, 2020 3:16 PM					14.8	Offer
November 18, 2020 3:16 PM	P0106	2016 Acura RDX	5J8TB3H75GL*****	21	0.2	Offer
November 18, 2020 3:16 PM	P0808	2016 Acura RDX	5J8TB3H75GL*****	21	0.2	Offer
November 18, 2020 3:16 PM	P0707	2016 Acura RDX	5J8TB3H75GL*****	21	0.2	Offer
November 18, 2020 3:16 PM	P0806	2016 Acura RDX	5J8TB3H75GL*****	21	0.2	Offer
November 18, 2020 3:16 PM	P0805	2016 Acura RDX	5J8TB3H75GL*****	21	0.2	Offer
November 18, 2020 3:16 PM	U04E4	2016 Acura RDX	5J8TB3H75GL*****	21	0.2	Offer
November 18, 2020 3:16 PM	B0DF3	2016 Acura RDX	5J8TB3H75GL*****	21	0.2	Offer

Email sent to customer:



The screenshot shows an email sent to a customer. The email header includes the sender 'no-reply@nonda.us' and the recipient 'to:jessica6268'. The email content features the Nonda logo and the heading 'Recommended Repair Shop'. The body of the email includes a greeting, a message about ZUS AI system findings, and a 'Special Offer' section with details: 'Diagnostic: Free', 'Labor Discount: 15% OFF', 'Parts Discount: 20% OFF', and 'Other: Tell us I received a special offer from ZUS to receive this special discount.' A 'Call (408) 755-5035' button is prominently displayed. The email footer contains the copyright notice: '© Copyright No NDA Inc., 4020 Moorpark Ave. #214 San Jose, CA 95117, USA'.

- Browse through the list of error codes, pick the entry you want to reach to.
- Click offer button, and fill in the special offer you want to offer to this particular customer. After you are done click send and your special offer are delivered to this customer.
- To be released by end of December: Your offer will be sent directly to the customer through ZUS app.

Note 1: You can only send offer to a particular entry once.

Note 2: We recommend send specialized offer to each lead for higher response rate.