


The Schueco Contemporary Living Collection of windows, doors, conservatories and façades





Contents

4	The Schueco Contemporary Living Collection
6	Schueco the company
10	Sliding and folding doors
16	Entrance doors
18	Windows and balustrades
20	Façades
22	Conservatories
26	Security and automation
28	Insulation
30	Handles, colours and finishes
33	System matrix

The Schueco Contemporary Living Collection of windows, doors, conservatories and façades



When it comes to our homes, we are all of us writing our own story. Because the house we live in and the way we live make a statement about who we are.

So while – quite naturally – we want to add value to our property, we also want to add a certain sophistication and style that our friends will admire.

Which is why The Schueco Contemporary Living Collection was created.

The Collection contains a carefully selected range of precision-engineered, made-to-measure aluminium products where quality, form and functionality come together in a single harmonious whole.



As you turn the pages of this brochure, notice the elegant profiles that let light flood through the large areas of glass; the crisp, clean lines that subtly complement today's lifestyles; the excellent insulation values that mean greater comfort and lower fuel bills.

It's details like these that let you know you're investing not just spending.



Schueco. World-leader in architectural aluminium systems



Albion Riverside, London, designed by international architect Foster + Partners and featuring Schueco systems

The systems we produce for the residential market are only one part of our business. Founded in Bielefeld, Germany, in 1951, we are a global company responsible for the aluminium façades, windows and doors on many of the world's most prestigious buildings.

We are proud of our reputation for unrivalled engineering, system design and customer

service that has made us the company of choice for top architects and designers the world over.

And you'll find these same qualities in The Schueco Contemporary Living Collection. That's because, whatever the size of the project, we devote the same care and attention to ensuring our products fully satisfy the demands of our customers.

Doors that open easily; windows that shut tightly; façades that take your breath away. And being aluminium they'll never need painting, only minimal maintenance – and eventually, at the end of their long, long life, they can be completely recycled.

It's a responsible attitude from a responsible company that cares about our shared future.

Schueco: style that lasts



Everybody expects and enjoys choice and with Schueco, choice is always a given. As are the precise contours and contemporary design of our systems.

But some other benefits only become apparent over time. Like the premium quality of our aluminium profiles. Like the excellence of our engineering. Like the fact that true value is never just about price but about style that lasts.

Expand your horizons with Schueco sliding doors



Let a Schueco sliding door bring light into your life



A Schueco super-insulated sliding door means maximum comfort



Slide a Schueco door open to enjoy more than the view



A Schueco tilt-slide door has a low threshold

As soon as you open a Schueco sliding door – whether it's a straight slide or a tilt-and-slide system – you know you're dealing with quality. The solid feel of the frame and the effortless ease with which it glides open make that instantly clear.

But you may have to wait for a chilly autumn evening before you fully appreciate how its superb insulation – which minimises heat loss and cuts down external noise – can leave you feeling so snug and warm.

And with the option of a multi-point locking system to give excellent burglar resistance, you can feel totally secure at the same time.

Enjoy your views with Schueco panoramic sliding doors



A panoramic sliding door lets you see the bigger picture

What's the best way to bring a house to life?

The answer is simple: flood it with light.

Which is exactly what a Schueco panoramic sliding door allows you to do. A completely concealed outer frame means an exceptionally large area of glass and an uncluttered view to the outside.

The system has been designed to accommodate very wide spans so, concealed within the sill profile of each door leaf, are hard-wearing, integral rollers; these allow the leaves to run very easily, despite their large size. A low-noise motorised version is also available.

With access made particularly safe by a threshold which lies completely flush, these beautiful sliding doors are as functional as they are stylish.



Panoramic sliding doors are your window on the world

Open up your world with Schueco folding doors



Enjoy a fabulous open air experience

Everyone loves being in the open air when the sun shines.

And when you install one of Schueco's folding/sliding doors – which allow a clear opening of as much as 95% – you can enjoy that sensation *inside* as well as *outside* your home, all day long.

It's a fabulous, liberating feeling.

Which is reinforced by the design options available: you can specify not only the colour (and there are plenty to choose from), but also whether the leaves glide inwards or outwards to stack.

Every folding door is thermally insulated with close-fitting, weather-tight gaskets to eliminate draughts. Precision-made rollers and a top guide mean that even a door system with multiple leaves is easy to operate.

In addition, being highly engineered, a Schueco folding door is exceptionally strong and dependably secure despite elegantly slim frames and narrow face-widths.



Enjoy complete access to your patio and garden



Open a Schueco folding door ...



Slide it back on its precision rollers ...




Stack the doors neatly

Welcome your guests with Schueco entrance doors



Make your Schueco entrance door a statement of contemporary design



Some of the design options available to you



Elegant and secure – that's a Schueco entrance door



Customise your Schueco entrance door with stylish infill panels

When you visit someone's home, do you ever consider the front door and what it says about the owner? Many of us do, recognising that a front door is not simply a functional item, but also an important indicator of taste.

Fortunately, The Schueco Contemporary Living Collection offers a choice of entrance doors that are as decorative as they are weather-tight and as thermally efficient as they are secure.

In short, a Schueco door is a perfect union of form and function, meeting the highest standards of design and comfort.

Start thinking of doors as design statements and open yourself up to a new world of style.

Define your outlook with Schueco windows



Perfectly proportioned windows enhance architectural brilliance

We all know how important windows are to the look of a home and with The Schueco Contemporary Living Collection, it's never been easier to get these right.

With so many types – inward-opening, outward-opening, side-hung, top-hung, tilt-turn or fixed light – there'll always be a window to meet your needs. And it will offer excellent 'U' values, a smooth operation and tight, draught-proof weather-seals.



Every window makes a statement



Metal balustrades add style and balance

What's more, to get a sophisticated continental look, why not opt for metal balustrades or glass safety barriers?

And if you're concerned about the environment, you may be pleasantly surprised to hear that natural raw materials such as the castor-oil plant and sugar cane form the basis for some of the components in our super-insulated Green Window.

That's sustainability in action.

Light up your life with a Schueco façade



Schueco glazed façades will add drama to your home

As components in a building, aluminium and glass complement each other perfectly. They are the ideal medium for creating the pared-back, modernist look that says 'success' in today's frenetic world.

Yet, paradoxically, they can also provide the calm space where you can sit back, relax and take stock.

Wherever it is placed, a Schueco façade will come across as an elegantly engineered feature, as versatile in use as it is thermally efficient in design.

Different versions are available including a new super-insulated system that has achieved the highest Passive House level of certification.

This means that you can enjoy the drama of a large glass façade while still staying warm and comfortable on cold winter days.



A stylish and contemporary look, courtesy of Schueco



Precision-engineering at its best



Schueco super-insulated façades are just one design option

Find your inspiration in a Schueco conservatory



Add luxurious living space with a Schueco insulated conservatory



Stylish white is just one option



Traditional or contemporary appearance



Draught-free and warm at night

Everyone loves a conservatory; it's a space where you can feel uniquely alive. But to enjoy its warmth and light to the full, you need the very best in quality engineering.

And that's exactly what you get in our beautiful bespoke aluminium conservatories: components that fit together perfectly, well-designed drainage, draught-free doors and windows.

Available in a number of timeless designs, a Schueco conservatory is a high quality product with the ability to transform your living space and enhance your way of life.

So convenient for sunny breakfasts, lazy lunchtimes and all kinds of entertaining, once it's installed you'll wonder how you ever lived without it.

This is an investment guaranteed to give you years of trouble-free pleasure.

Simply the nicest place on earth
on a warm summer's day



Make your home your own



When you're improving your home, you need to look at the details: those things that you sometimes take for granted, but which often make the difference between a good choice and the best choice.

Over the next few pages, we'd like to show you how committed we are to getting those details right.

Safe and secure with Schueco



Schueco SafeMatic lock offers convenience and security



Multi-point locking: the ultimate security option



Slim-line barrel hinges with concealed fixings merge seamlessly into the profile



Completely concealed door hinge also offers excellent weather protection

Today’s world is anything but certain, so one of our priorities is to ensure that your home always feels safe and secure.

For instance, all our systems have been tested to meet rigorous European and/or UK standards for burglar resistance. And since external glazing beads are the easiest way to effect a forced entry, ours are always located on the inside.

Then there’s our SafeMatic 5-point lock for entrance doors which locks automatically thanks to special latches that act as primed bolts when the door is pulled to.

And talking of locks, we’ve enough different types to allow you to set the level of home security you’re comfortable with: basic or advanced? Mortice or multi-point? The choice is yours!

Automate your home with Schueco TipTronic



No more stretching to open fanlights



Automation at the touch of a button

The ultimate in domestic luxury, Schueco’s TipTronic mechatronic opening system is an option you may find hard to resist.

Quiet and unobtrusive (the unit is completely concealed within the frame), Schueco TipTronic takes the tedium out of opening and closing windows by hand.

Activation is either by a multi-function push-button on the handle, a wall-mounted switch or a remote controller. An automatic anti-fingertrap feature means safety is never an issue.


Suitable for opening-in as well as opening-out windows, Schueco TipTronic is particularly useful for hard-to-reach units such as fanlights.

As a final plus, it can easily be linked into a whole-house management system.

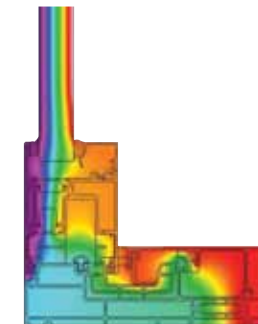
Ensure your comfort with Schueco insulation



Excellent thermal insulation means you'll always stay warm when it's cold outside



The super-insulated Schueco AWS 75.SI* window with triple-glazing



All Schueco systems have high levels of thermal insulation built in

With so much heat routinely lost through windows and doors, it's reassuring to know that a Schueco system conserves heat the moment it's been installed.

Double- or triple-glazing combined with years of pioneering research have led to levels of thermal insulation and an absence of draughts that mean you stay warm whatever the weather.

And this not only means greater comfort and lower fuel bills, it also allows your home to do its bit for the environment by cutting the levels of CO₂.



Schueco ASS 70.HI sliding door



Schueco 80 FD.HI folding door with triple-glazing



Schueco ADS 75.SI entrance door



Schueco FW 50*.SI façade

Design-in your style with Schueco handles



Minimalist design and a range of finishes give Schueco handles for windows and sliding doors their timeless appeal



You can always tell when a window or a door has been well designed because the handle makes its own contribution. No longer simply a functional object, it works as a design statement adding its own elegance and class.

Designed especially for Schueco, our handles look beautiful, feel reassuringly solid in the hand and function superbly – as you might expect from a range which has won a prestigious iF Product Design Award.

Some incorporate integral key-operated locks, some are simply ergonomic with timeless visual appeal; but whichever handle you choose, you'll be investing in a product that's been engineered to last.

Just one of a wide range of Schueco door handles

Indulge your senses with Schueco colours and finishes

When you select the colours for your home, you're telling people something about yourself. So it's actually important that you're given a really wide palette to choose from.

That's where Schueco scores because we are able to offer as comprehensive a range of colours as it's possible to have. And because they're polyester powder coat colours, they're hard-wearing and fade-resistant and will continue to look good year after year.

And you can even choose one colour for the inside of the frame and another colour for the outside, ensuring that everything matches perfectly.

In addition, there's a range of surface finishes and textures that allow you to add yet another dash of individuality.

Overall, we think that this is one area in which you'll find yourself spoilt for choice*. But isn't spoiling what we all need sometimes?

* Ask your installer about availability.



Real choice from the Schueco range of colours and finishes



Make your choice

Page Nos	System Name	U Value	Choice of Finishes	Choice of Colours	Choice of Handles	Security Options	Automation
Sliding Doors							
10 - 11	ASS 48 Sliding Door	1.8	■	■	■	■	
	ASS 70.HI Premium Sliding Door	1.6	■	■	■	■	
	AWS 70.HI Tilt/Slide Door	1.3	■	■		■	
Panoramic Sliding Doors							
12 - 13	ASS 77 PD.HI Panoramic Sliding Door*	1.4	■	■	■	■	■
Folding Doors							
14 - 15	ASS 70 FD Folding Door	1.6	■	■	■	■	
	ASS 80 FD.HI Folding Door	1.4	■	■	■	■	
Entrance Doors							
16 - 17	ADS 70.HI Door	1.4	■	■	■	■	
	ADS 90.SI Premium Entrance Door	1.3	■	■	■	■	
Windows							
18 - 19	AWS 70 SC Open-Out Window	1.5	■	■	■	■	
	AWS 70.HI Tilt-Turn and Open-Out Window	1.4	■	■	■		■
	AWS 90.SI* Green Tilt-Turn Window	1.2	■	■	■	■	■
Façades							
20 - 21	FW 50* Façade	1.4	■	■	N/A	N/A	N/A
Conservatories							
22 - 23	CMC 50 Conservatory	N/A	■	■	■	■	N/A

Typical U values based on insulating glass U value of 1.0 W/m²K and warm edge spacer (*triple-glazing U value 0.8 W/m²K)



Windows, Doors, Conservatories and Façades



We very much hope that you have enjoyed reading this brochure.

We are proud of the products contained in The Schueco Contemporary Living Collection, all of which have been designed to go on performing, with only minimal maintenance, year after year. And remember, whatever Schueco system you're buying – whether it's a window, door, conservatory or façade – you can be sure that you're buying the best. The best in terms of

quality, the best in terms of design, the best in terms of insulation, the best in terms of service. It's what our reputation and our business have been built on.

Schueco UK Ltd
www.schueco.co.uk

Schueco – System solutions for windows, doors and façades.

Together with its worldwide network of partners, architects, specifiers and investors, Schueco creates sustainable building envelopes that focus on people and their needs in harmony with nature and technology. Windows, doors and façade solutions from Schueco meet the highest requirements in terms of design, comfort and security, whilst simultaneously reducing CO₂ emissions through energy efficiency, thereby conserving natural resources.

The company and its Metal and PVC-U divisions deliver tailored products for newbuilds and renovations, designed to meet individual user needs in all climate zones. Everyone involved is supported with a comprehensive range of services at every stage of the construction process. With 4800 employees and 12,000 partner companies, Schueco is active in more than 80 countries and achieved a turnover of 1.425 billion euros in 2014.

For more information, visit **www.schueco.com**

SCHÜCO