

# TurboBeam™

## Clear wind driven turbine ventilator



RUNS ENERGY FREE

TurboBeam is a wind driven ventilator with a clear turbine, designed to remove heat and provide natural light to the roof space or storage area. The natural light provides increased visibility and acts as a deterrent to vermin and pests. TurboBeam, with a 250mm opening is ideal for small spaces, attics, garages and sheds.

### Heat Reduction

Heat builds up in your roof space in summer, at times reaching 70°C. Roof ventilation removes the heat replacing it with cooler ambient air. This helps your insulation work more effectively and reduces the load on your air conditioning.

### Air Quality

There's nothing like a breath of fresh air, but many homes aren't designed to allow fresh air to circulate easily. Edmonds roof and sub floor vents, ceiling grilles, and air transfer systems help to encourage fresh air into areas of your home where it's most beneficial.

Two Polyeave vents are recommended for each TurboBeam for improved air flow



Edmonds® is a proud partner with Sensitive Choice®

### Features:

- Durable clear acrylic head with a large 250mm opening
- Designed for small roof and storage spaces
- High quality, UV and temperature stable plastic head and aluminium flashing
- 15 year warranty
- Stainless Steel bearings

### Benefits:

- Allows light into roof spaces and deters unwanted vermin and pests
- Ideal for attics, garages, sheds and workshops
- Provides ventilation at low wind speeds and is suitable for most metal or tiled roof
- Peace of mind

# Specifications

TurboBeam	
Wind speed rating	205.2km/hr Performance level 1*
Size	250mm opening
Materials	High impact acrylic turbine, aluminium Varipitch and flashing
Weight	2.0kg

\*As per AS/NZS 4740:2000

# Accessories



## WhirlyMate

WhirlyMate is a square shaped ceiling grille which allows controllable ventilation of air flow. In summer the unit can be opened to allow heat from the living area to escape, and in winter it can be closed to retain warmth. WhirlyMate can be used as a total living area ventilation system when used in conjunction with Edmonds wind driven or powered ventilators.




## PolyEave Vents

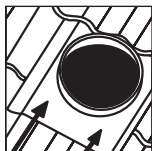
PolyEave Vents are installed outside under the eave of a roof and allows airflow into the roof space to improve cross flow ventilation with roof vents. Perfect for working in conjunction with WindMaster, SupaVent, TurboBeam and TurboVentura.

# Installation guidelines

## Tiled roof



Step 1.  
Remove tile in the third row down from the ridge cap.




Step 2.  
Slip base flashing under the tile above, centre the hole over the opening in the roof and dress the base flashing into shape of the tiles. Cut sarking in a cross and fold back corners to give a 300mm square opening.

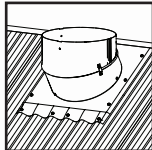


Step 3.  
Hook the fixing strap provided over the front of the base flashing upstand and nail to timber tile batten. This secures the front of the ventilator.

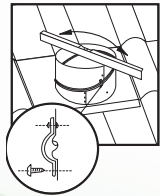
## Metal roof



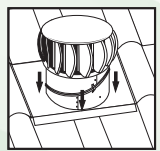
Step 4.  
Select position on roof close to ridge line, and place flashing with top edge slipped under ridge capping. Ensure flashing covers the corrugations equally, mark the hole using the flashing as a template and cut hole. Secure flashing to sheeting with self-tapping screws or rivets (not included).



Step 5.  
Adjust Varipitch to suit the roof pitch and attach to flashing using self - tapping screws provided.



Step 6.  
Secure the Varipitch clip with the self tapping screws provided. Silicone all Varipitch seams from inside the Varipitch. Do not apply silicone to joint between base and Varipitch. This is a natural gutter to release any trapped condensation.



Step 7.  
Position TurboBeam top on the Varipitch by slipping the 3 rotor arms into the slots provided. Fasten the 3 arms through the pre-drilled holes using the screws provided.

THEN FOLLOW STEPS 5 TO 7

Detailed warranties, technical data sheets and installation instructions available at [edmonds.com.au](http://edmonds.com.au)

For more information call 1300 858 674

CSR Edmonds  
Locked Bag 1345 North Ryde BC NSW 1670  
Edmonds® is a registered trademark of CSR Building Products Limited ABN 55 008 631 356.