



renaissance^{JAX}



**FIRST
LEGO
LEAGUE**

CHALLENGE

REGISTER A TEAM

Including Materials Information

Last Updated: August 18, 2020

This document is applicable to all teams in the Northeast/Central Florida region.

Returning Coaches creating a new or additional team, [start here](#).

Create a FIRST® Account

Go to www.firstinspires.org and click on “Sign Up” at the top right-hand corner of your browser.



- Click on “Sign Up here” in the login screen or the “Register” link at top right of the browser.

Register

Register your new FIRST® account

Please enter the information below to register a new account!

Your Email *

Your First Name *

Your Last Name *

Your Date of Birth *

Country * Select Country

Password *

Confirm Password *

Agreements* ☐ I have read and agree to the [FIRST Privacy Policy](#)

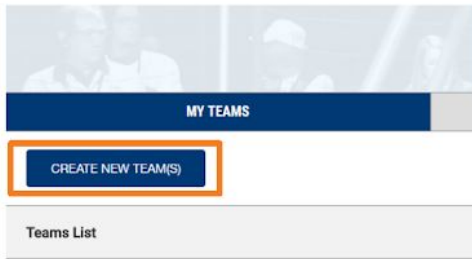
☐ I'm not a robot

Note: You will receive an email to confirm and activate your account. Check your spam or junk email folder. If you have not received the email within a few hours, return to the login page and click “Forgot Password”.

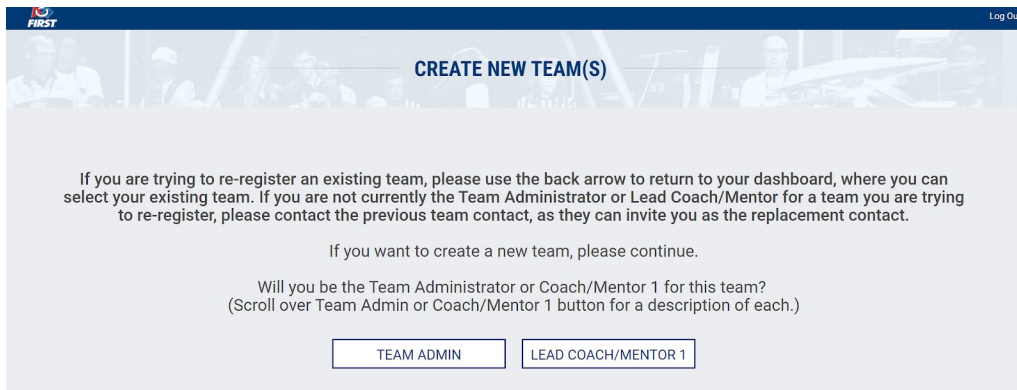
Create a Team Profile

1. Navigate to www.firstinspires.org and click “Log In.”
2. Login using the email/password you used to register, which will redirect you to the Dashboard.

3. Click “Create a New Team(s)” from your Dashboard.



4. Click “Team Admin” or “Lead Coach/Mentor 1”.



Team Admin - Individuals who manage teams from an administrative point of view, who will not be interacting with the students, and will usually deal with purchasing product, managing paperwork, and organizing the team behind the scenes. Team Admins do not have access to the Team Roster, nor can they invite students or Parent/Legal Guardians of students to the team. Team Admins can also be a Coach/Mentor 1 or 2, but if they are not in the Coach/Mentor role, this individual does not need to go through screening. *Team Admins must invite two (2) Lead Coach/Mentors that will be screened.*

Lead Coach/Mentor 1 - For individuals who plan to Coach/Mentor the team. They must go through Youth Protection Screening.

Lead Coach/Mentor 1 has full rights to administer the team (including payment and invites), can invite a Lead Coach/Mentor 2 and Team Admin, and can also be the Team Admin.

- Lead Coach/Mentor 2's are also subject to Youth Protection Policies (YPP) and must undergo screening.

Note: Youth Protection Screenings are completely paid for by FIRST®.

>>Program Selection

Choose *FIRST*® LEGO League.

FIRST

Log Out

CREATE NEW TEAM(S)

PROGRAM SELECTIONTEAM PROFILESCHOOL/ORGANIZATIONINVITE PRIMARY CONTACTS

[< Back to Dashboard](#)

PROGRAM SELECTION

To select the correct *FIRST* program for your team. Choose a program to learn more about it before creating a team.

FIRST® LEGO® League
(Suggested ages 4-14)

FIRST® Tech Challenge
(Suggested ages 12-18)

Closed - FIRST® Robotics Competition
(Suggested ages 14-18)

Attention!

FIRST® Robotics Competition 2021 season details will be available soon. If you're interested in starting a team for our 2021 season, [sign up to receive registration updates and information on how to get started](#).

Once you begin creating a team, your program selection is permanently assigned. To change your registration option, please create a new team and remove the previously created team through your dashboard. Team names can be edited at any time.

If you selected an incorrect program or registration option, you will need to create a new team with the correct option and remove the previously created team.

Team names can be edited at any point after creation.

All of these steps can be performed through your dashboard.

[< Go back to role selection](#)

Choose **FLL Challenge Team Registration (\$225.00)** from the blue **Select and Continue** button under the PLAYMAKERS logo.

FIRST® LEGO® League
(Suggested ages 4-14)

FIRST® Tech Challenge
(Suggested ages 12-18)

Closed - FIRST® Robotics Competition
(Suggested ages 14-18)

FIRST LEGO League

Challenge - ages 9-14

Friendly competition is at the heart of Challenge, as teams of students ages 9-14 engage in research, problem-solving, coding, and programming a LEGO® robot that navigates the missions of a robot game. Teams also participate in a research project to identify and solve a relevant real-world problem.

*Required LEGO® robot set sold separately.


FIRST LEGO League


Explore - ages 6-10

In Explore, teams of students ages 6-10 focus on the fundamentals of engineering as they explore real-world problems, learn to design, and code and create unique solutions made with LEGO bricks and powered by LEGO Education WeDo 2.0.

*Required LEGO® robot set sold separately.

Bring *FIRST* LEGO League to your classroom or after-school program with *FIRST* Class Pack and School Pack implementation options for 30+ students, available for all three divisions of *FIRST* LEGO League – Discover, Explore, and Challenge. Learn more about *FIRST* LEGO League Discover.





FLL Challenge Team Registration (\$225.00)

FLL Explore Team Registration (\$99.00)

GO BACK

SELECT AND CONTINUE

LEARN MORE

>>Team Profile

Complete Mandatory Team Information:

- Team Name (required to create a new team but can be changed at a later date)
- Country
- Zip Code - which will automatically fill in the City, State, and Region fields
- Team Website (optional)
- Mentoring (optional)
- Sales Tax Exemption Status
- Shipping Info (where your Challenge Set can be shipped and received, which cannot be a post office box)

>>School/Organization Information

Complete School/Organization Information

Note: If you don't see your school in the drop-down menu, scroll to the bottom and select "(Our school is not in this list)" and complete the necessary fields.

>>Invite Primary Contacts

Northeast/Central Florida *FIRST*® teams are required to have two (2) screened Lead Coach/Mentors. You can pay for the season registration fee and purchase products with only one (1) unscreened contact, however, before you can register/compete at events, both the Lead Coach/Mentor 1 and the Lead Coach/Mentor 2 must be registered and pass the Youth Protection screening.

Note: You may skip this step if you do not have these contacts ready. Click "I will do this later." You can invite them from the Dashboard, under Team Contacts/Roster.

>>Confirmation Page

A Confirmation Page will appear. Congratulations, you have successfully created a team!

You must now pay for the season registration fee. If you applied for a grant that includes registration, do not pay until you receive the grant award notification and the grant appears in the Storefront.

If you selected that you are Sales Tax Exempt, you can upload your form on this page.

Select "For Next Steps, Go to the Dashboard." The new team now displays on your Dashboard.

Register, Pay, and Order Materials

You will pay for your National Registration Fee via your Dashboard. You might want to bundle your Registration Fee with some Equipment (see list below). You must pay the National Registration Fee if you wish to participate in our Northeast/Central Florida events.

[View FIRST®'s Payment Terms here.](#)

Equipment

Every team needs a:

Robot set (pick one)

- LEGO MINDSTORMS EV3: Teams can purchase one (1) EV3 set via their Dashboard (Team Options > Parts & Products). This set comes with both the EV3 Core set and the EV3 Expansion set, bundled together and available at a discounted price for teams.
- LEGO Spike Prime: Teams can purchase one (1) EV3 set via their Dashboard (Team Options > Parts & Products). This set comes with both the EV3 Core set and the EV3 Expansion set, bundled together and available at a discounted price for teams.
- *Spike Prime is a little cheaper, but newer (so resources, tutorials, etc. are much newer). You can view a full comparison chart of the two robot sets from FLL Challenge Share and Learn [here](#). Ultimately, it's up to you which robot set you get; both are meant to be on par with one another in competition.*

Challenge Set

- The Challenge Set includes the Field Mat and Mission Models. Every team needs access to a Challenge Set, but one can be shared between multiple teams who practice in the same space.
- Teams have the option to purchase a Challenge Set at the same time when paying for the National Registration Fee.
- Your team will need to assemble the Mission Models using the Mission Model Building Instructions, which can be found at www.firstlegoleague.org/season. They must be built 100% correctly!

Laptop or Tablet

- You will need a laptop or tablet with the programming software to program your Robot.
- To view system requirements and download the appropriate programming software, visit LEGOeducation.com/downloads.

How to Purchase Product

Login to www.firstinspires.org, navigate to your team in the “**My Teams**” tab, and under **Team Options**, choose **Payment & Product > Order Product**.

If you're Sales Tax Exempt, make sure to upload your certificate and allow a day or two for processing before you purchase any product.