

# Coalition for the Homeless

## 2020 Homeless Count & Survey Results

Presenters:

Michael C. Nichols, President and CEO

Ana Rausch, Vice President of Program Operations

Coalition for the Homeless



The Coalition for the Homeless leads in the development, advocacy, and coordination of community strategies to prevent and end homelessness.

For more information, visit [www.homelesshouston.org](http://www.homelesshouston.org)



The Way Home is the collaborative model to prevent and end homelessness in Houston, Harris, Ft. Bend, & Montgomery Counties.

For more information, visit [www.thewayhomehouston.org](http://www.thewayhomehouston.org)



# 2020 PIT Count

- Where:
  - All of Houston, Harris, Fort Bend, & Montgomery Counties
- When:
  - Official sheltered count (night of the count) for HUD January 27, 2020
  - Unsheltered Count – January 28, 29, 30
- How:
  - Assign map area
  - Drive
  - Walk areas with likelihood of find homeless persons
  - Survey with mobile app, Counting Us



## Why do we count?

- Report an accurate number of homeless persons in the Houston, Harris, Fort Bend, & Montgomery counties
- These numbers are reported to the U.S. Department of Housing and Urban Development in order to:
  - Determine progress/success (are the numbers decreasing?)
  - Determine the amount of federal, state, & local funding that will come into our community
  - Determine sub-populations among the homeless (i.e. youth, veterans, domestic violence, etc.)
  - Identify areas with a dense homeless presence (encampments, etc.)
  - Improve services & housing
  - Determine what additional services are needed



# Homeless Definitions

## Sheltered Homelessness

- A person or family who lacks a fixed, regular, & adequate nighttime residence, meaning they are living in a publicly or privately operated shelter designed to provide temporary living arrangements.

## Unsheltered Homelessness

- A person or family who lacks a fixed, regular, & adequate nighttime residence, meaning they are living in a place not meant for human habitation.

## Chronic Homelessness

- A person with a disability that has either (1) been continually homeless for a year or more **OR** (2) had 4 or more occasions of homelessness in the last 3 years.



## 2020 Homeless Count Results

- 3,974 persons experiencing homelessness were counted
  - 1,656 (42%) staying place not meant for human habitation
  - 2,318 (58%) staying in emergency shelters, transitional housing, or safe haven that evening.
- 2020 PIT count represents:
  - Plateau compared to 2019 (for last 3-4 years)
  - 54% decrease since 2011



## Characteristics - 2020

- 30% were chronically homeless
- Almost one of three (32%) had self-reported serious mental illness and/or substance use disorder (26%; alcohol and/or other drugs)
- 10% experienced domestic violence
- 7% were Veterans (29% decrease)
- 19% of unsheltered were homeless for the 1<sup>st</sup> time
- 6% unsheltered due to a natural disaster
- 7% of unsheltered became homeless outside of the CoC



# Total Number of those Experiencing Homelessness by Interview Location, N = 3,974

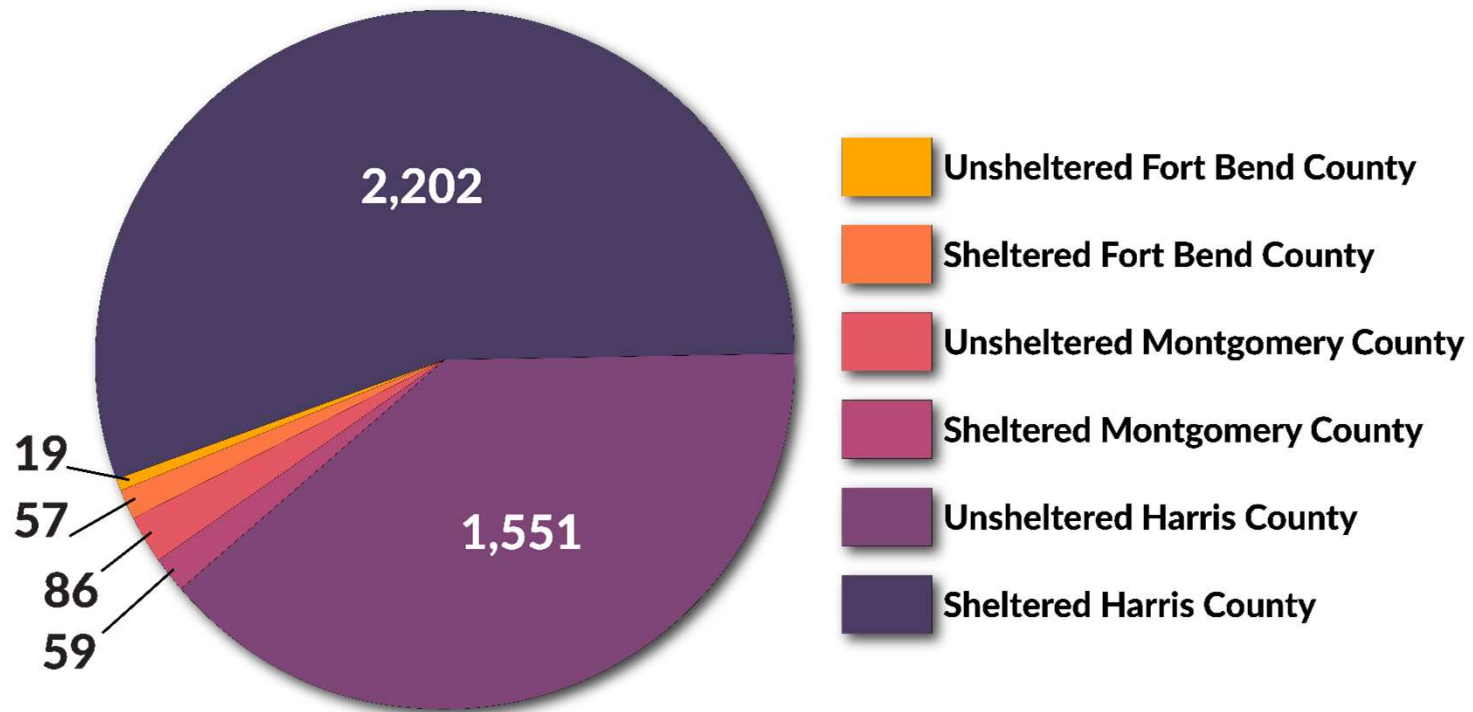


Figure 1



## PIT Counts 2017-2020\*

*\*includes data from total Continuum of Care geographic area*

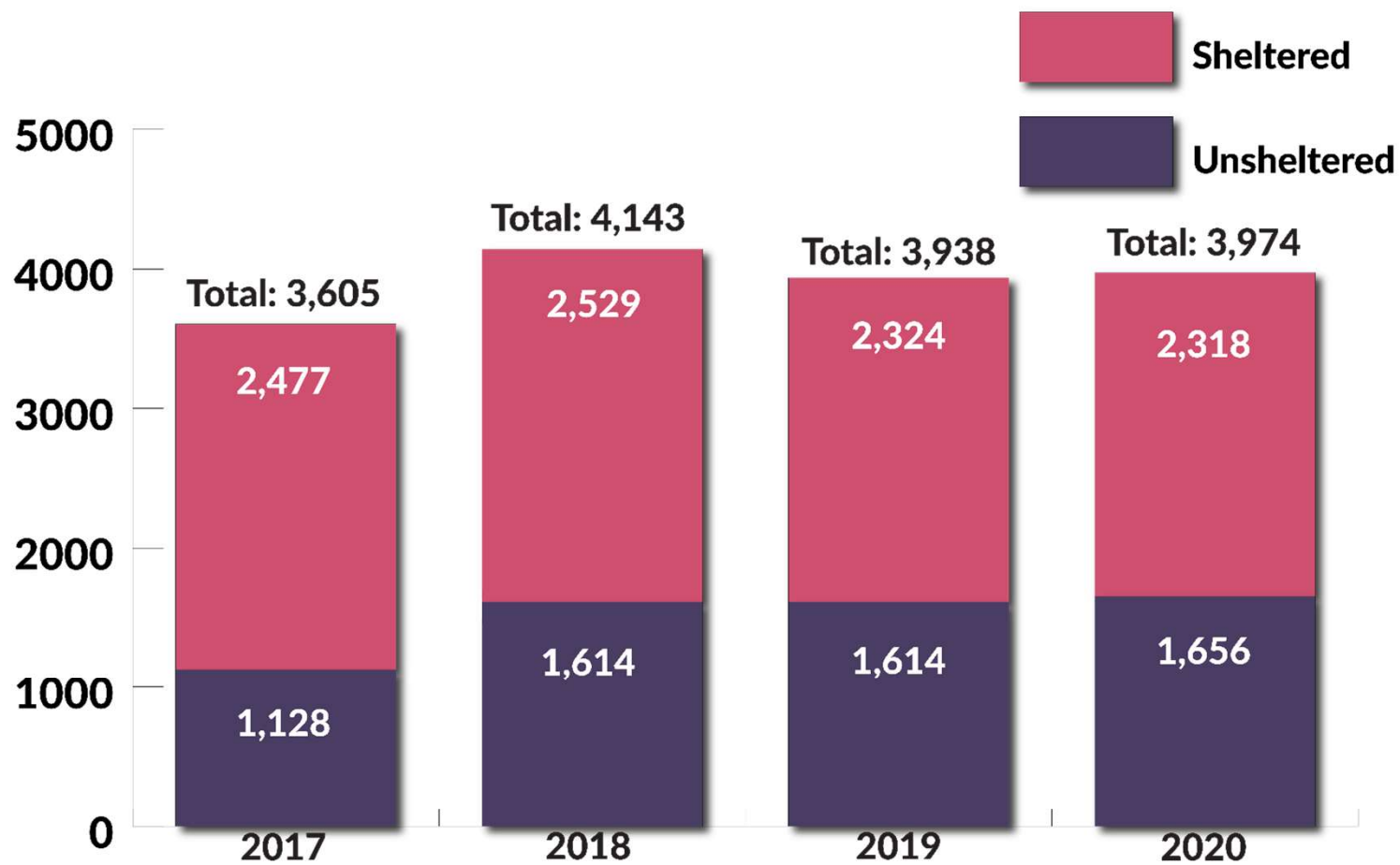


Figure 3

## PIT Counts 2011-2020\*

*\*includes data from Houston, Pasadena, Harris County, and Fort Bend County only for comparison purposes with previous years*

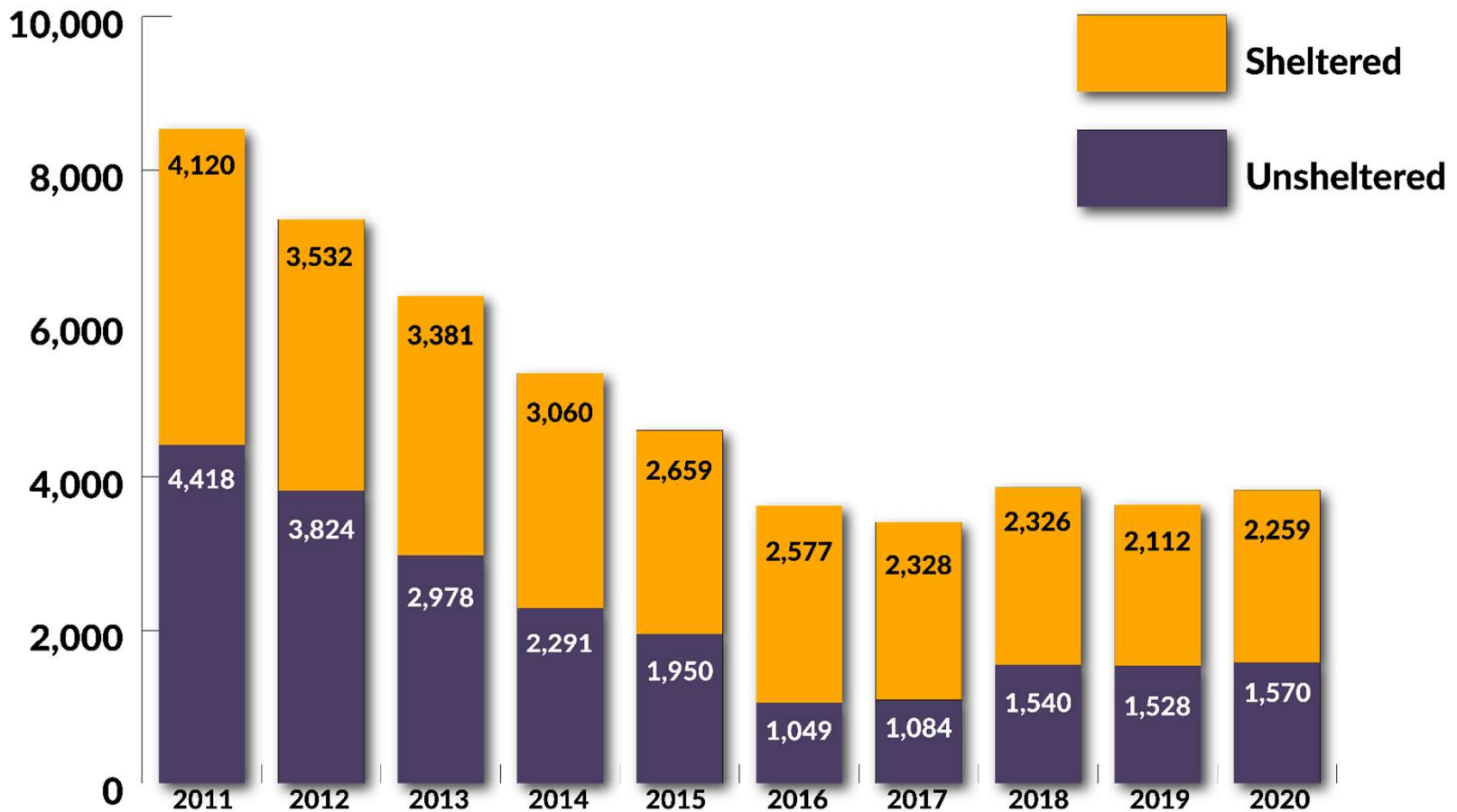


Figure 4

## Persons Placed in Permanent Housing

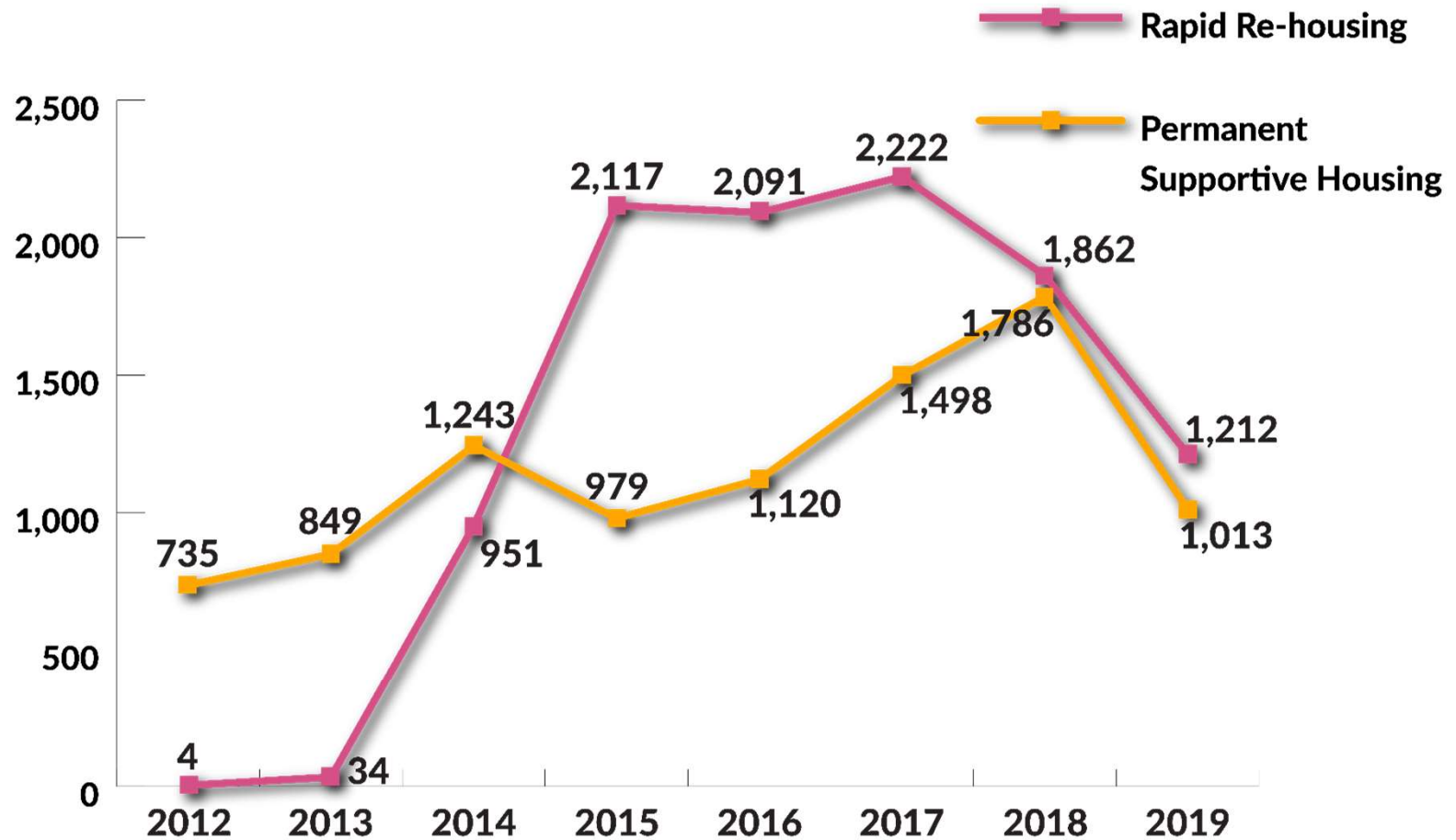


Figure 5

## Racial/Ethnic Breakdown of those Experiencing Homelessness

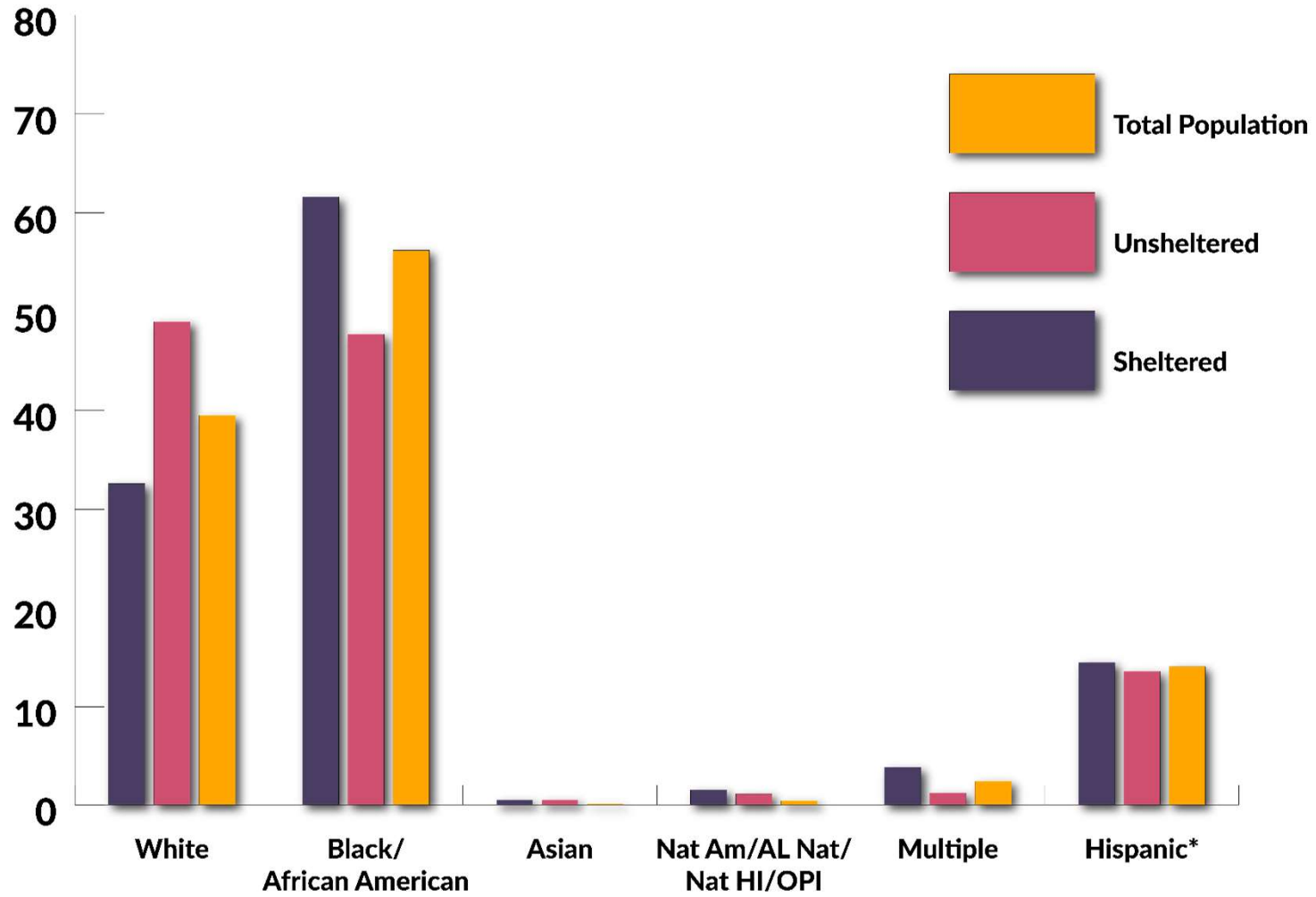


Figure 12

Race/Ethnicity <sup>1</sup>	Harris Co. population 7/1/2019	Total population experiencing homelessness	Sheltered people experiencing homelessness	Unsheltered people experiencing homelessness	Young Adults experiencing homelessness
White	69.6%	39.9%	32.6%	49%	29%
Black/African American	19.9%	56.2%	62.1%	47.5%	65.1%
Asian	7.4%	0.05%	1.1%	1%	1.2%
American Indian/ Alaska Native/ Native Hawaiian/ Pacific Islander	1.2%	0.4%	0.9%	0.7%	0.6%
Multiple Races	1.9%	2.4%	3.3%	1.2%	4.1%
Hispanic*	43.3%	14.1%	14.5%	13.5%	14.5%

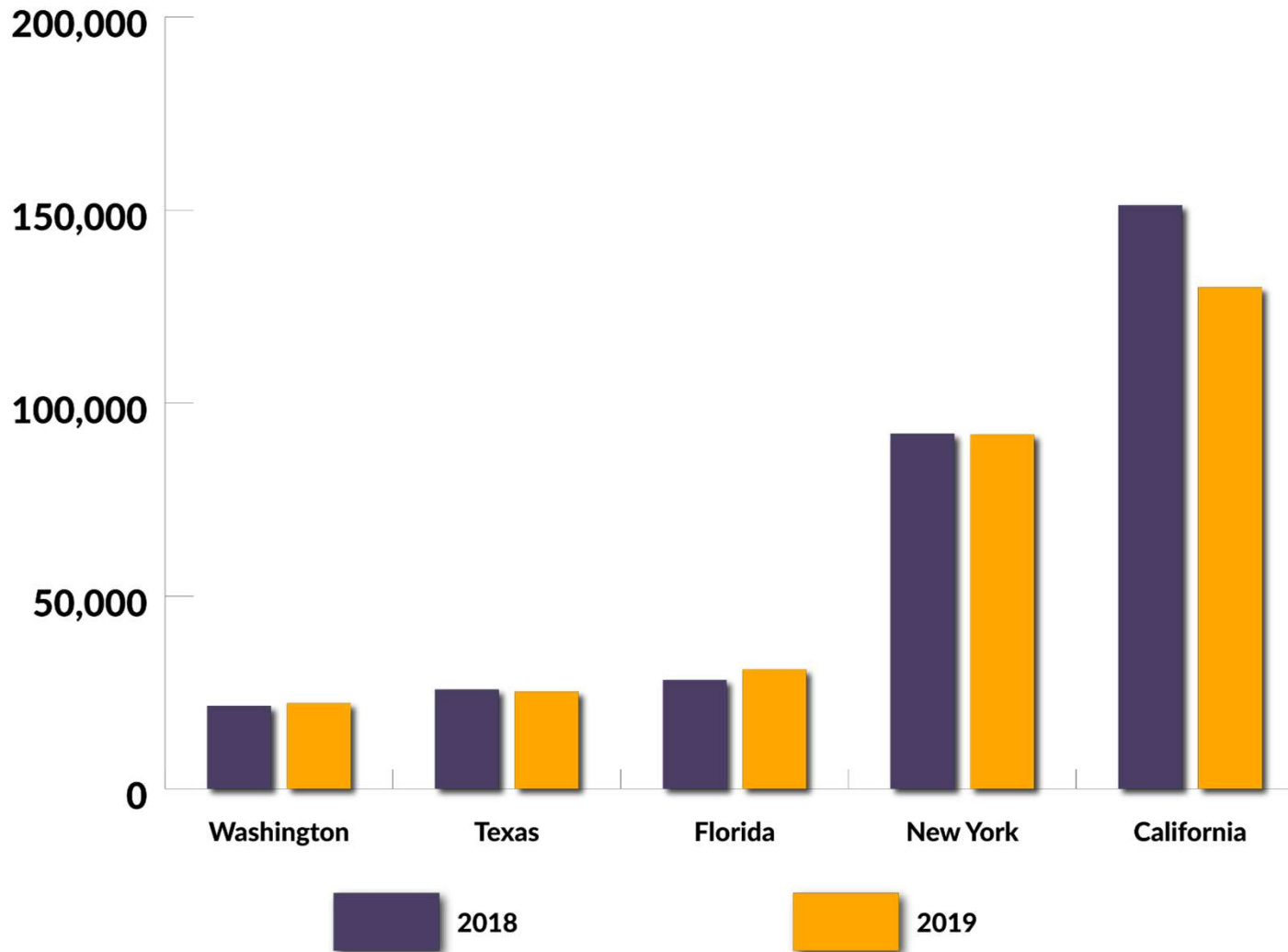
**Table 1**

*\*asked separately from racial identity*

1 <https://www.census.gov/quickfacts/fact/table/harriscountytexas,US>

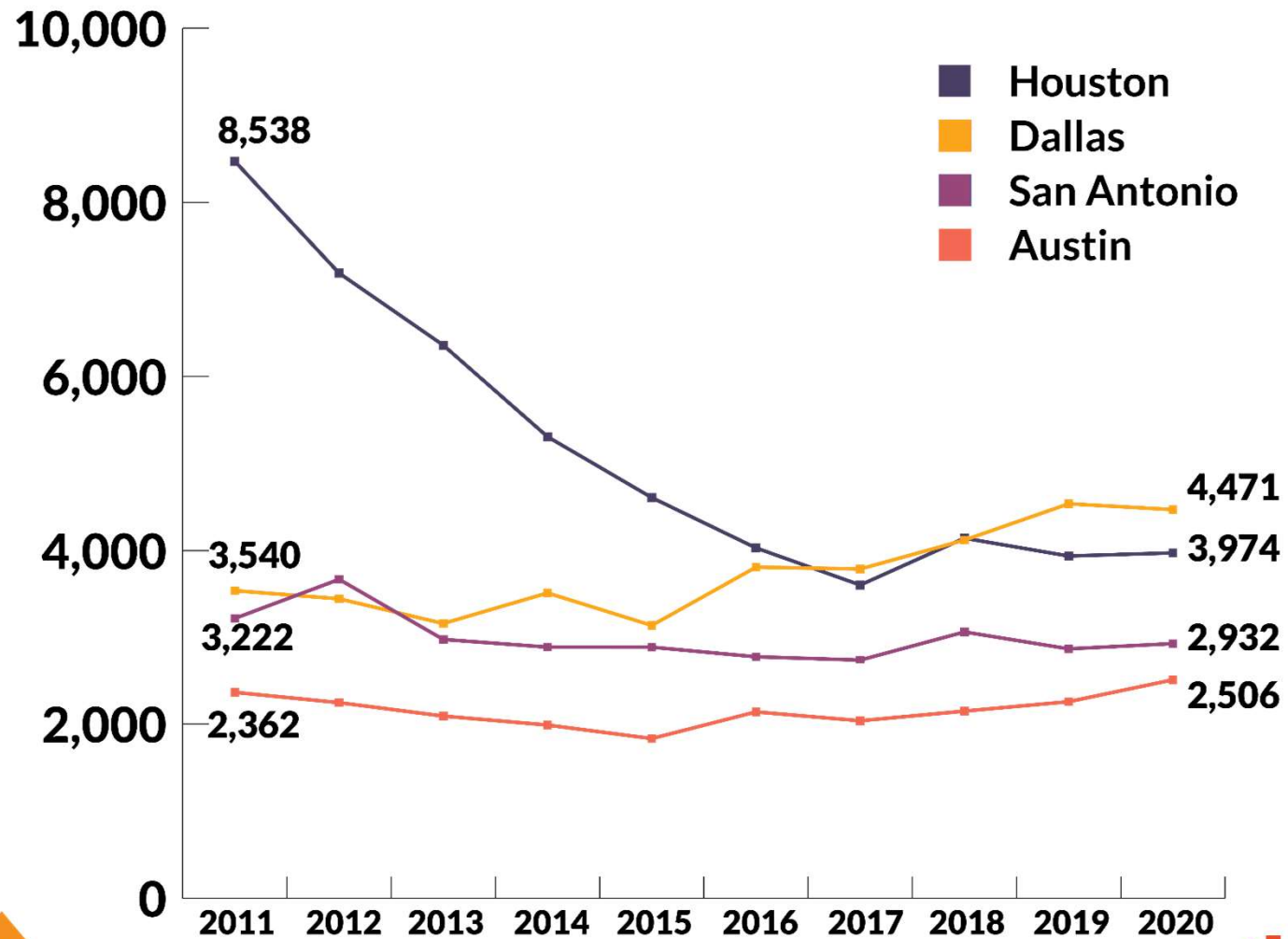


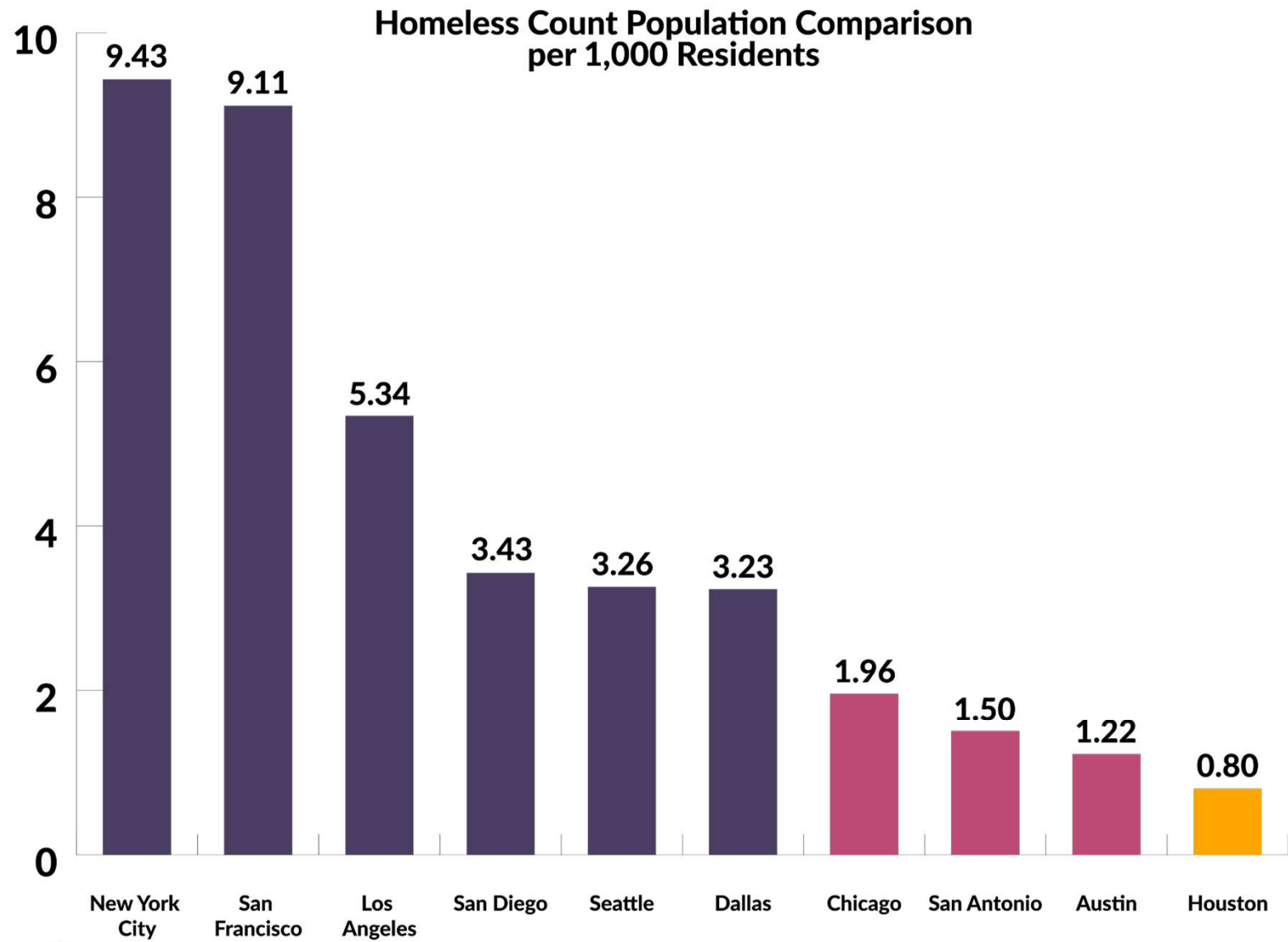
In the US, half of all people experiencing homelessness  
did so in 1 of 5 states\*



\* HUD 2019 AHAR Part 1

## Total Point-In-Time Homeless Count Data by Major Texas City, 2011-2020





The Way Home



## Things to think about...

- 19,716 housed since 2012
- Permanent housing + supportive services is key to solving homelessness
- It costs \$41,000 per person per year to leave someone unsheltered, but only \$17,000 per person per year for housing & supportive services



# Thank You!!

For more information, contact:

- Ana Rausch, Vice President of Program Operations, Coalition for the Homeless, [arausch@homelesshouston.org](mailto:arausch@homelesshouston.org)

Media contacts:

- Julia Davis, The CKP Group, [julia@theckpgroup.com](mailto:julia@theckpgroup.com)
- Catherine Villarreal, Director of Communications, Coalition for the Homeless, [cvillarreal@homelesshouston.org](mailto:cvillarreal@homelesshouston.org)



