





# **2021 Homeless Count & Survey Results**

March 24, 2021



The Coalition for the Homeless leads in the development, advocacy, and coordination of community strategies to prevent and end homelessness.

For more information, visit [www.homelesshouston.org](http://www.homelesshouston.org)



The Way Home is the collaborative model to prevent and end homelessness in Houston, Harris, Fort Bend, & Montgomery Counties.

For more information, visit [www.thewayhomehouston.org](http://www.thewayhomehouston.org)



# 2021 PIT Count

- Where:
  - All of Houston, Harris, Fort Bend, & Montgomery Counties
- When:
  - Official sheltered count (night of the count) for HUD January 19, 2021
  - Unsheltered Count – January 20 – 29, 2021
- How:
  - Assign map area
  - Drive
  - Walk areas with likelihood of find homeless persons
  - Survey with mobile app, Counting Us

# Changes due to COVID

- No community volunteers.
- Outreach teams and staff from the Coalition and other partner agencies of The Way Home counted.
- No staging locations.
- No physical maps; conducted counting and assessments on a phone app.
- PPE, social distancing.
- Conducted the sheltered Count over a longer period.

# Why do we count?

- Report an accurate number of homeless persons in the Houston, Harris, Fort Bend, & Montgomery counties
- These numbers are reported to the U.S. Department of Housing and Urban Development in order to:
  - Determine progress/success (are the numbers decreasing?)
  - Determine the amount of federal, state, & local funding that will come into our community
  - Determine sub-populations among the homeless (i.e. youth, veterans, domestic violence, etc.)
  - Identify areas with a dense homeless presence (encampments, etc.)
  - Improve services & housing
  - Determine what additional services are needed

# Why did we go ahead this year?

- To know how COVID has impacted homelessness.
- To measure the progress of our programs, e.g., the Community COVID Housing Program.
- So that those most vulnerable know we care and are still fighting to end their homelessness.

# Homeless Definitions

## Sheltered Homelessness

- A person or family who lacks a fixed, regular, & adequate nighttime residence, and are living in a publicly or privately operated shelter designed to provide temporary living arrangements.

## Unsheltered Homelessness

- A person or family who lacks a fixed, regular, & adequate nighttime residence, and are living in a place not meant for human habitation.

## Chronic Homelessness

- A person with a disability that has either (1) been continually homeless for a year or more **OR** (2) had 4 or more occasions of homelessness in the last 3 years.

# 2021 Homeless Count Results

The results of the 2021 Count are not directly comparable to those of years past.

Why?

- Methodology changes enacted to protect the health and safety of all parties involved in the Count during COVID
- Because of the unique circumstances created by the pandemic itself.



# 2021 Homeless Count Results

- **3,055 persons experiencing homeless were counted**
  - ❖ 1,510 (49%) staying place not meant for human habitation
  - ❖ 1,545 (51%) staying in emergency shelters, transitional housing, or safe haven that evening.



# Characteristics

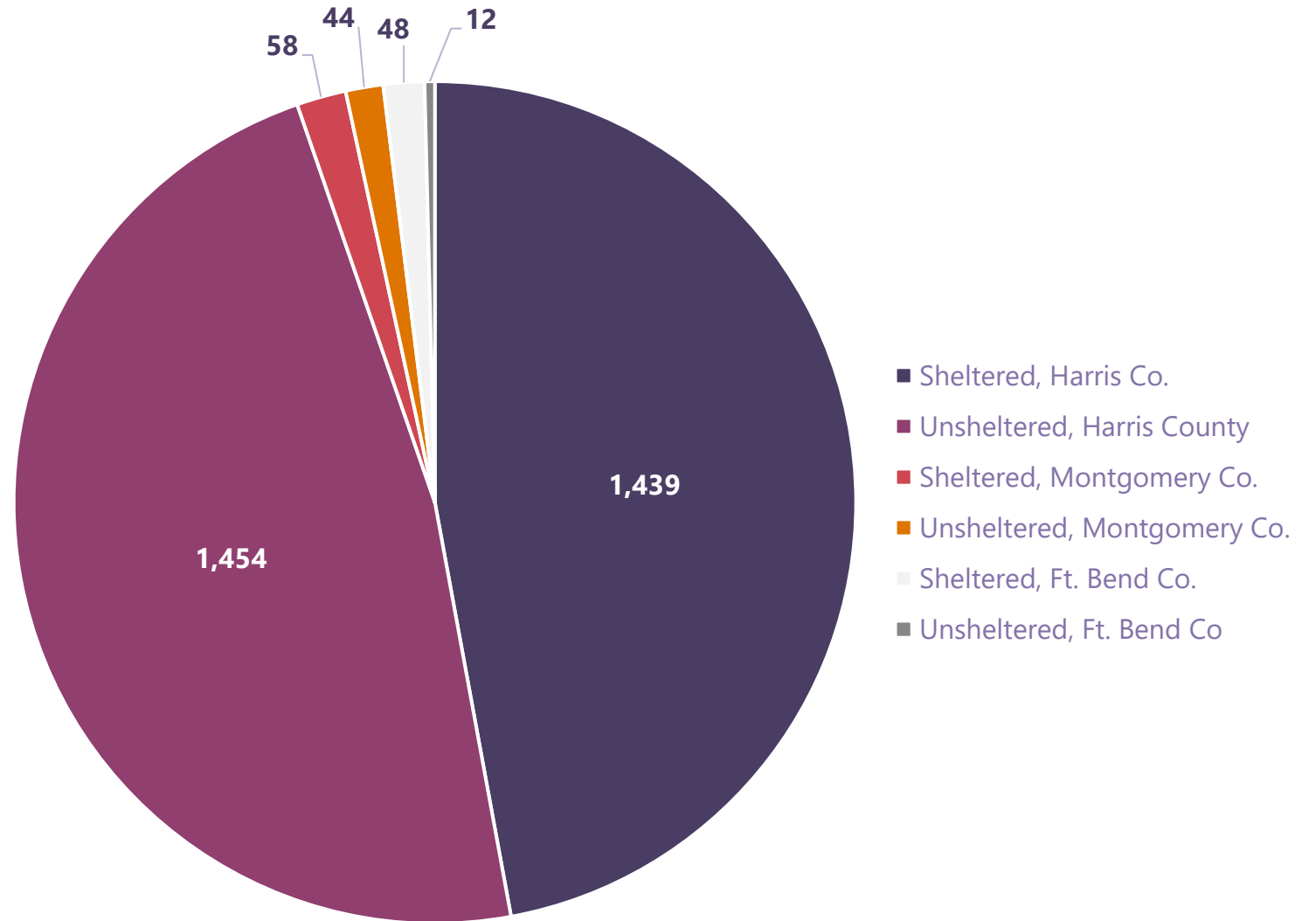
Of those Counted in 2021:

- 18% were experiencing chronic homeless
- 38% self-reported serious mental illness
- 28% self-reported substance use disorder
- 15% experienced domestic violence
- 6% were Veterans

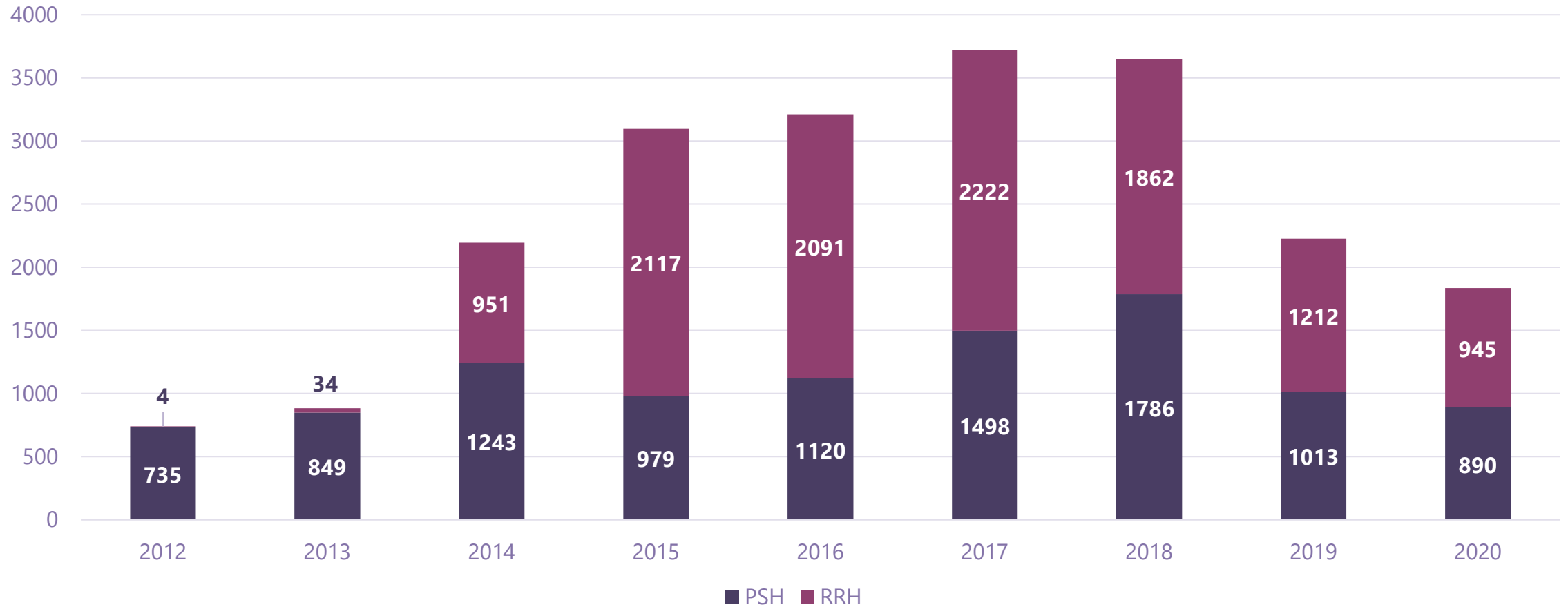
Of those experiencing unsheltered homelessness in 2021:

- 20% were also experiencing homelessness for the 1<sup>st</sup> time
- 14% were experiencing unsheltered homelessness due to a natural disaster
- 15% were experiencing homelessness due to COVID, primarily due to job loss and/or eviction

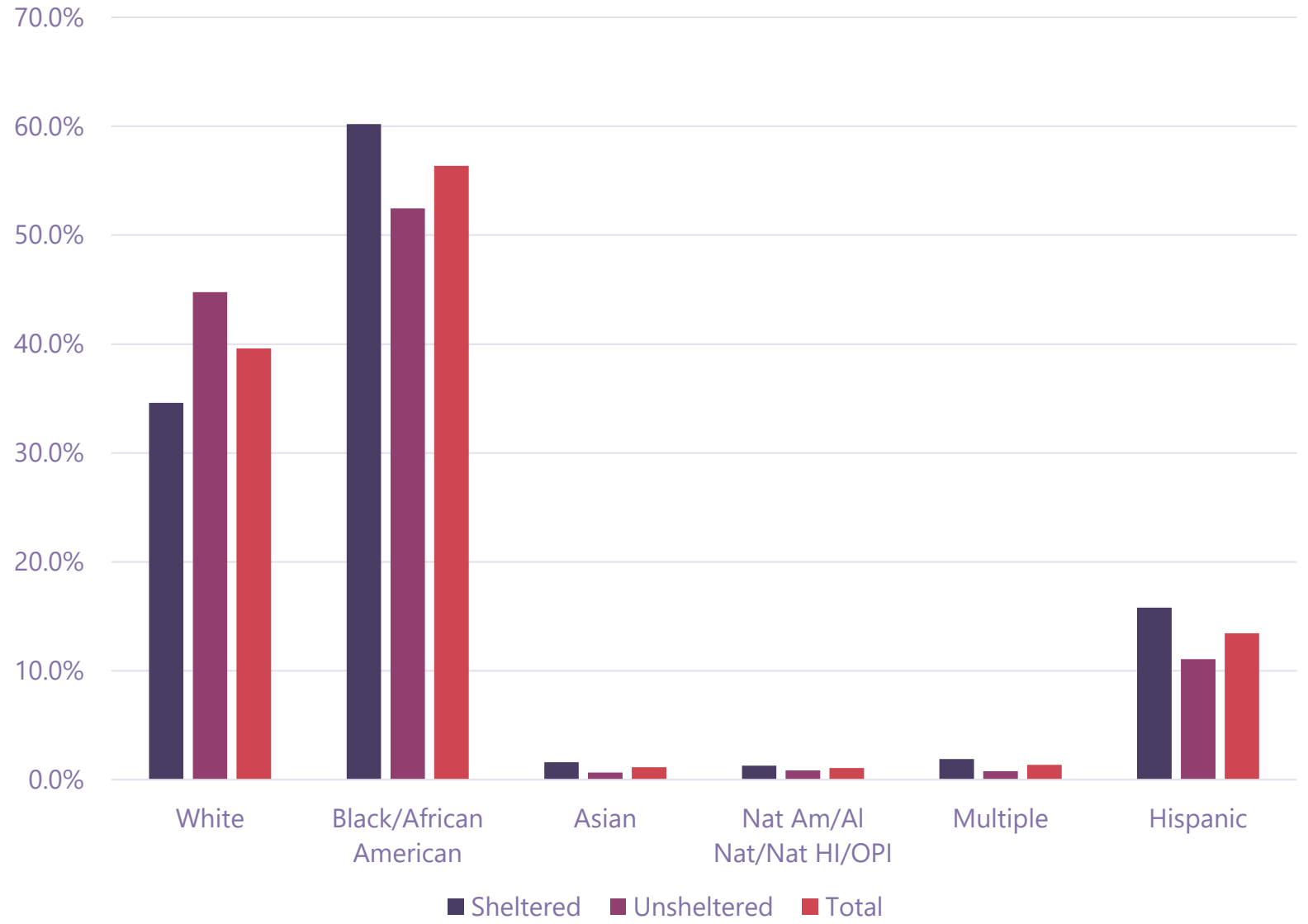
**Total Number of  
those  
Experiencing  
Homelessness by  
Interview  
Location,  
N = 3,055**



# Individuals placed in permanent housing



Racial/Ethnicity Breakdown of those Experiencing Homelessness



# Population Data – Race/Ethnicity Comparison

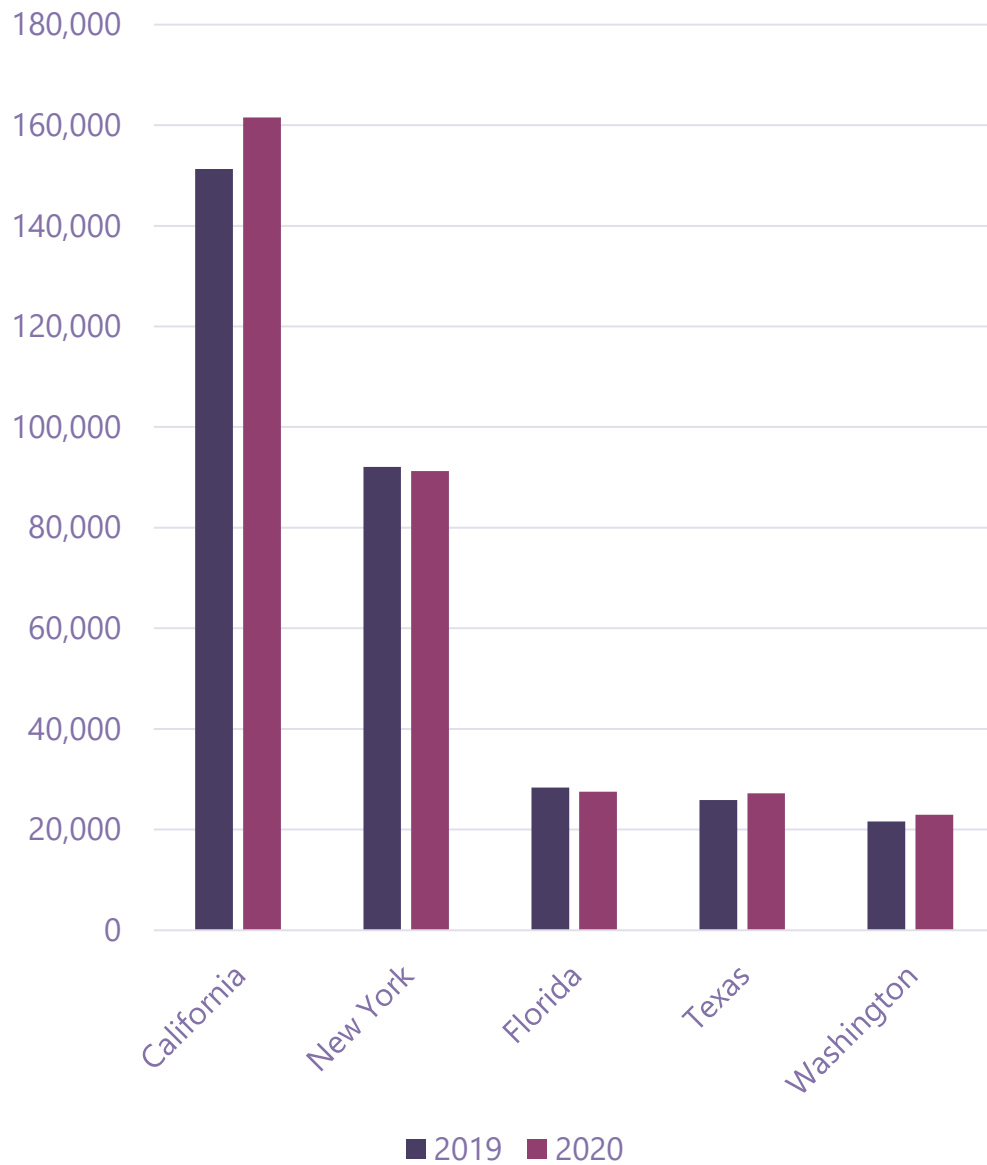
Race/Ethnicity*	Harris County population 7/1/2019	Total population experiencing homelessness	Sheltered people experiencing homelessness	Unsheltered people experiencing homelessness
White	69.6%	39.6%	34.6%	44.8%
Black/African American	19.9%	56.4%	60.2%	52.5%
Asian	7.4%	1.1%	1.6%	0.7%
American Indian/Alaska Native/Native Hawaiian/Pacific Islander	1.2%	1.1%	1.3%	0.9%
Multiple Races	1.9%	1.4%	1.9%	0.8%
Hispanic	43.3%	13.5%	15.8%	11.1%

\*<https://www.census.gov/quickfacts/fact/table/harriscountytexas>

# Population Data – National Race/Ethnicity Comparison

*\*HUD 2020 AHAR Part 1*

Race/Ethnicity*	US Population	Total population experiencing homelessness
White	74%	48%
Black/African American	12%	39%
American Indian/Alaska Native/Native Hawaiian/Pacific Islander	1%	5%
Hispanic	16%	23%



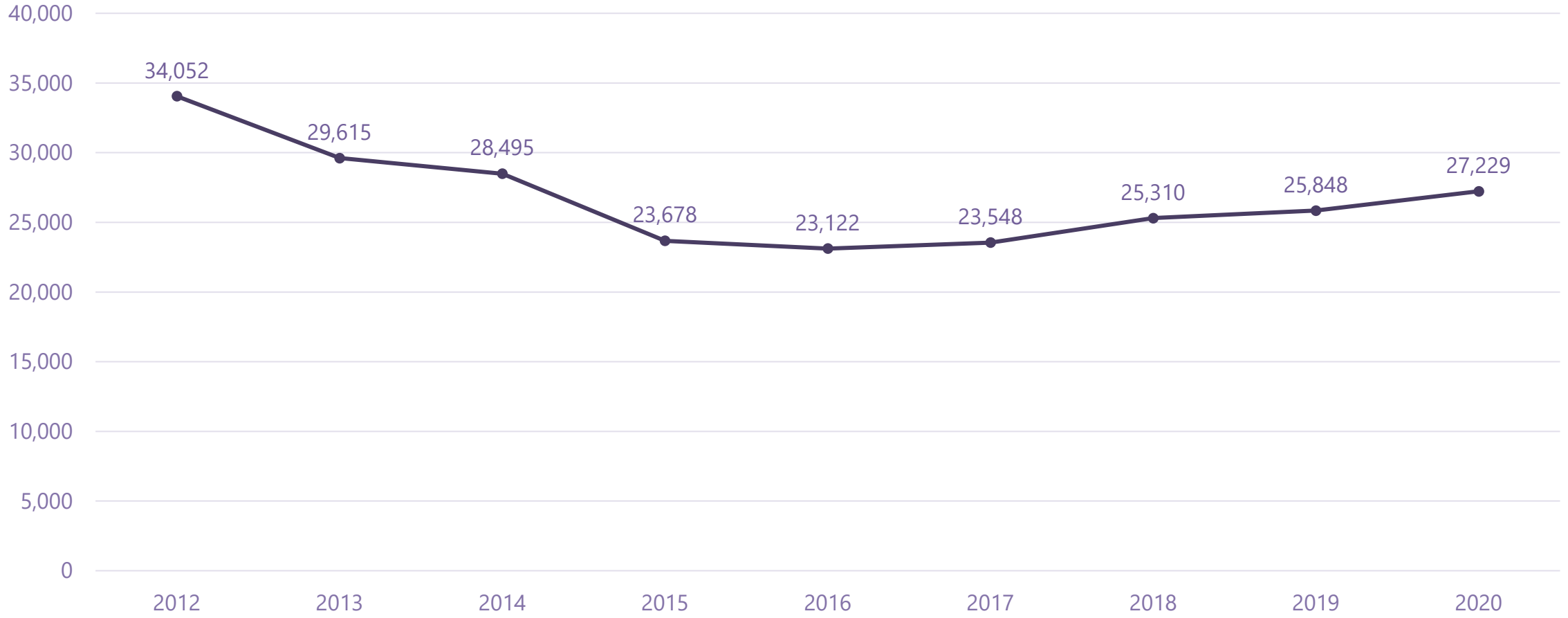
In the US, more than half of all people experiencing homelessness did so in 1 of 5 states\*



\*HUD 2020 AHAR Part 1



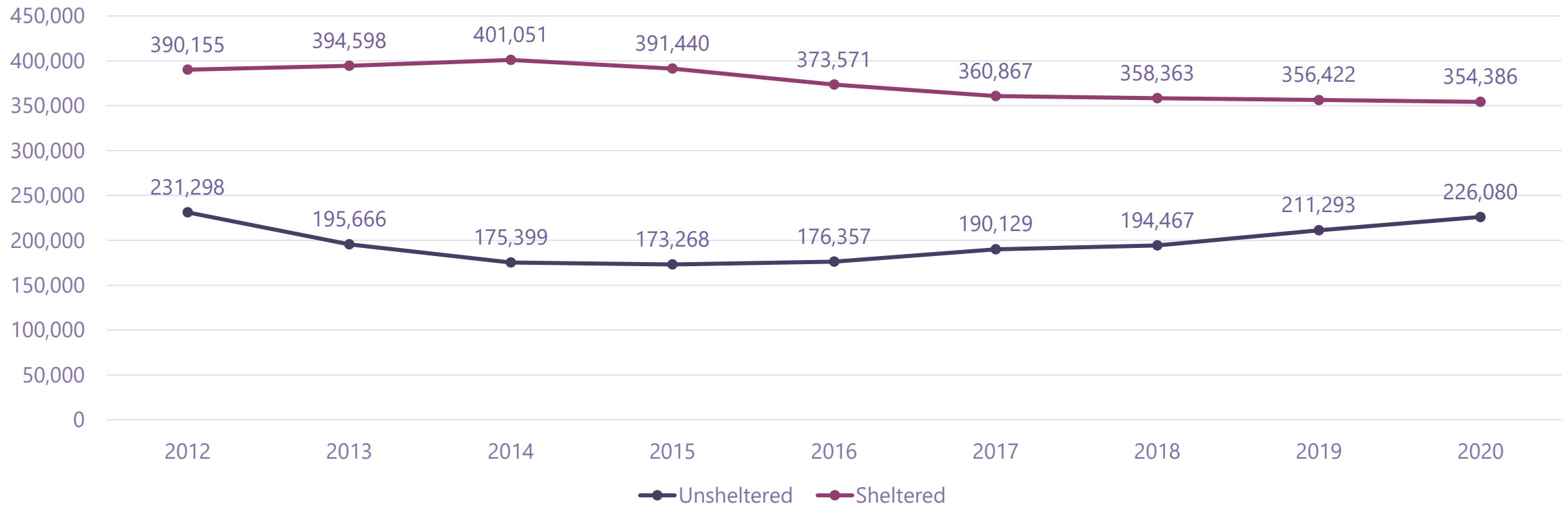
# Homelessness in Texas has increased by 15% since 2016\*



\*HUD 2020 AHAR Part 1

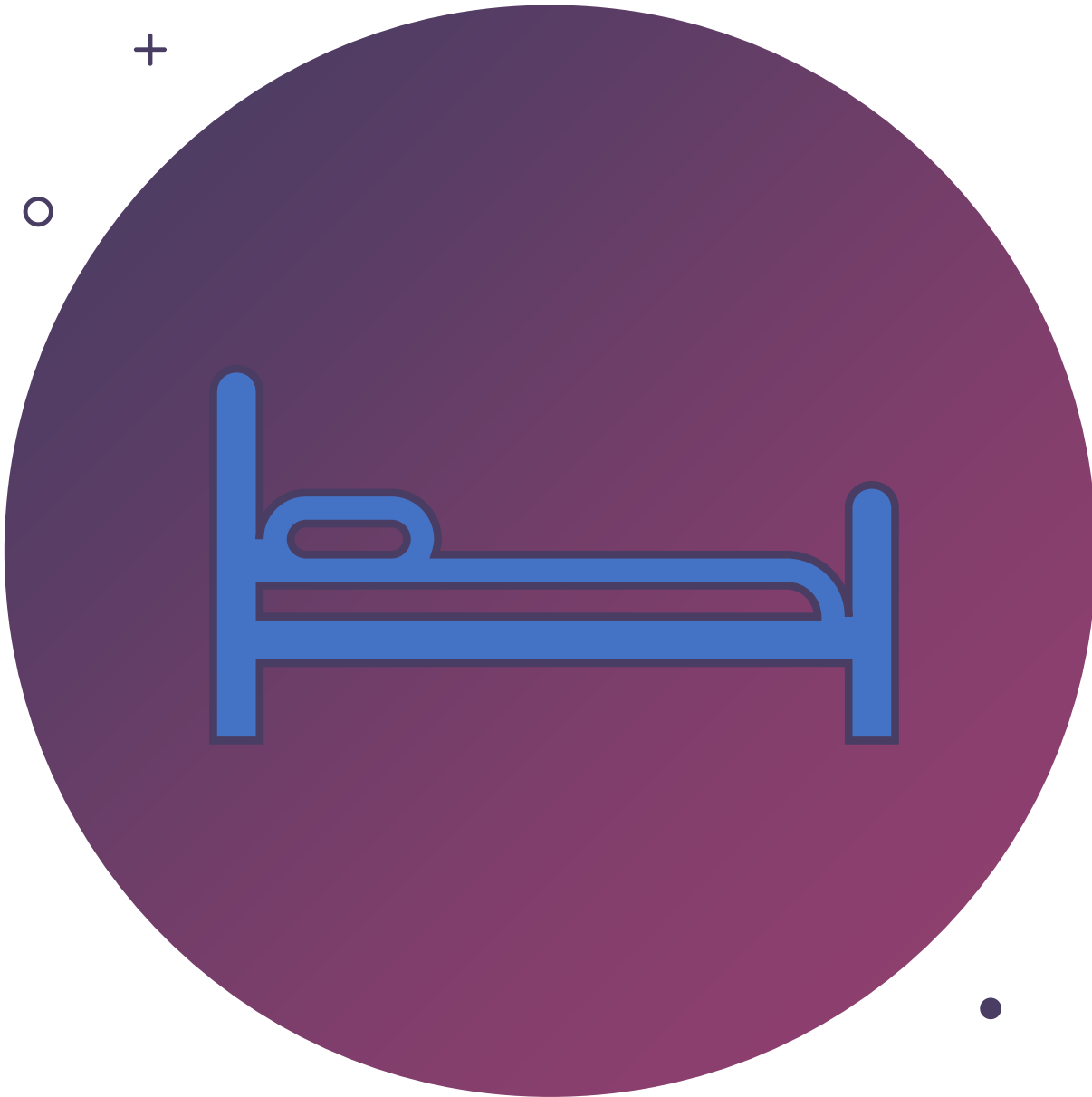
In the US, unsheltered homelessness has increased by 23% since 2015\*

\*HUD 2020 AHAR Part 1



The background is a solid dark blue color. It features several concentric, overlapping circles of varying radii, some of which are solid lines and others are dashed lines. A small white triangle points downwards from the left side of the word 'Analysis'.

# ▼ Analysis



## Sheltered Count May Have Been Higher Except:



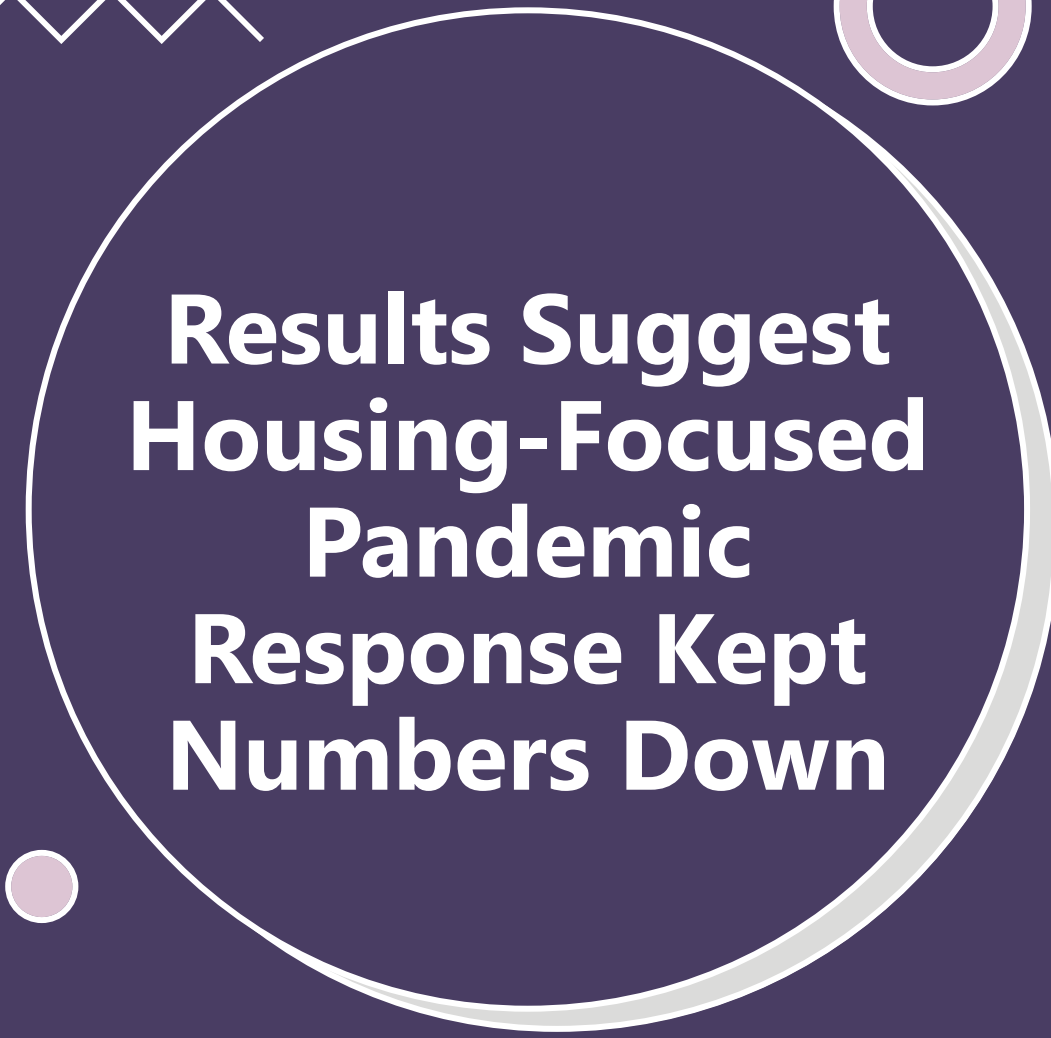

- Bed availability was limited due to social distancing protocols
- Potential reluctance of those experiencing homelessness to stay in a shelter due to fear of contracting the virus.

# CCHP

---

- On July 1, Houston, Harris County, Coalition announced **the Community COVID Housing Program (CCHP)**, a \$65M plan to serve 5,000 people by October 2022
- **“Housing is healthcare”**





**Results Suggest  
Housing-Focused  
Pandemic  
Response Kept  
Numbers Down**

- 10/1/2020-1/19/2021 = almost 800 people were permanently housed through the CCHP.



# Key take-aways

- The number of people experiencing homelessness would likely have been higher, if not for the Community COVID Housing Program (CCHP)
- One in seven people experiencing unsheltered homelessness cited the Coronavirus as the reason for their homelessness
- The number of people in shelter might have been higher if not for COVID-related reasons
- The ongoing eviction moratorium has likely prevented more people in the region from falling into homelessness





# The case for housing

- More than 21,000 people permanently housed since 2012
- Permanent housing + supportive services is the key to solving homelessness
- It costs 2-5 times as much to leave someone unsheltered per year versus housing and supportive services



**Ana Rausch, MA**

[arausch@homelesshouston.org](mailto:arausch@homelesshouston.org)

**Mike Nichols**

[mnichols@homelesshouston.org](mailto:mnichols@homelesshouston.org)



Coalition for the Homeless  
2000 Crawford St., Suite 700  
Houston, TX 77022

(713) 739-7514  
[info@homelesshouston.org](mailto:info@homelesshouston.org)

**Please contact us with any questions!**