



Academic Writer

GET STARTED WITH ACADEMIC WRITER

A Student's Guide to Using Academic Writer

Academic Writer Customer Engagement
<https://on.apa.org/aw-support>



GET STARTED

WHAT IS ACADEMIC WRITER?

WHAT IS ACADEMIC WRITER?

Platform for

- Writing and citing in APA Style,
- Formatting and storing references,
- Learning about the research and writing process, and
- Accessing *Publication Manual of the American Psychological Association* content.

YOUR ACADEMIC WRITER ACCOUNT

You may be asked to create or log in to your Academic Writer account. With an account you can

- Create and save references and papers
- Save videos and samples to a list of favorites

You may have an APA account you can use to log in to Academic Writer if

- You're an APA member, student member, or you purchased an item from the APA bookstore.
- You previously had access to APA Style CENTRAL or trial access to Academic Writer.

NAVIGATE ACADEMIC WRITER

Academic Writer Home

Access center descriptions and account assets.

- Access the Learning, Reference, and Writing Centers
- Access My References, My Papers, and My Favorites

Learning Center

Learn more about the academic research and writing process and APA Style guidelines through videos and samples.

- Quick guides
- Tutorials
- Samples
- Self-quizzes

Reference Center

Create a personal reference library using forms, RIS import, or search of adapted PsycINFO references.

- Add references
- View saved references

Writing Center

Write and collaborate on papers and use Academic Writer tools to help format your papers and references.

- Paper templates
- Paper editor
- Research Lab Book tools

GET STARTED



WRITE PAPERS

STARTING PAPERS


1. Navigate to the Writing Center via the Write tab (or use the Write a New Paper button on the Academic Writer homepage).
2. Pick a template or blank paper.
3. Enter a title.

WRITE PAPERS

Select a template *to get started*

Empirical Paper

- Reports original research
- Presents data from a single experiment

 View sample paper


Multixperiment Paper

- Reports original research
- Presents data from multiple linked experiments

 View sample paper


Literature Review Paper

- Critically evaluates previously published works
- Analyzes research and draws new conclusions

 View sample paper


Theoretical Paper

- Presents a new theory or analyzes existing theory
- Applies the theory to an identified problem

 View sample paper


Case Study Paper

- Reports case material from an individual, group, community, or organization
- Implements qualitative, quantitative, or mixed-method approaches

 View sample paper


Methodological Paper

- Presents a new methodology or analyzes existing methodology
- Applies the methodology to an identified problem

 View sample paper

Meta-Analysis Paper

- Synthesizes the results of multiple studies of a phenomenon
- Summarizes a body of literature in terms of its impact, limitations, and implications

 View sample paper

Reaction Paper

- Presents personal opinions, reactions, or critique of one or more sources
- Develops writers' critical thinking skills

 View sample paper

Basic Paper

- Provides a blank template
- Compatible with any type of APA Style paper



You have selected the Literature Review Paper Template

The literature review paper template is available in both student and professional versions that offer targeted instructional guidance for each audience. Specific differences are noted below.

[»Learn more about the literature review paper template](#)

How do you intend to use this paper?

- Student assignment
Does not include author note, abstract, or keywords. These sections can be added if needed.
- Professional manuscript
Includes the following manuscript elements by default: author note, abstract, and keywords.

Cancel

SUBMIT



Enter a Paper Title

To get started, please enter a paper title. Once you have provided the title, select **Start Writing** to begin by writing your text or using research planning tools, or select **Add References** to begin by creating your reference list. Once you enter a title, your paper will be automatically saved in **My Papers**, which you can access from **My File Cabinet** in the top navigation bar. You can change your paper title at any time by updating it in the Title section of the Title Page menu in the online editor.

B *I* U x^2 x_2

PSYC 210 Assignment 1|

Start Writing

Add References

WRITE PAPERS

Home > Writing Center > My Papers > PSYC 210 Assignment 1

Main Menu

RESEARCH LAB BO

WRITE

Title Page

Body + New Section

You have not added any sections to your paper body. Select **New Section** to create a new section with a Level 1 heading.

References

Tables

Figures

Appendices

CHECK

SETTINGS

EXPORT

Edit Preview Collaborate

File Edit Insert Format View Navigation

Times New Roman 12pt

Headings Personal Communication SPELL

Use these tabs to **Preview** your paper or **Collaborate** on group projects.

Use the **Main Menu** to navigate through your paper and paper elements.

Use these icons to control paper elements, view comments, and get contextual help with your paper.

Export your paper as a .docx or PDF file.

A woman with long brown hair, wearing a plaid shirt and jeans, is sitting cross-legged on the floor in a library or study area. She is using a laptop. To her right is a grey backpack and a stack of books with a yellow notebook on top. The background shows bookshelves and a window with trees outside. The entire image has an orange tint.

**Use Academic Writer tools
to cite references.**

DEFINITIONS AND TERMINOLOGY

Definitions

Reference – Bibliographic information for a resource included at the end of your paper

Citation – Specifically formatted mention of a resource included in the text or body of your paper

Academic Writer Terminology

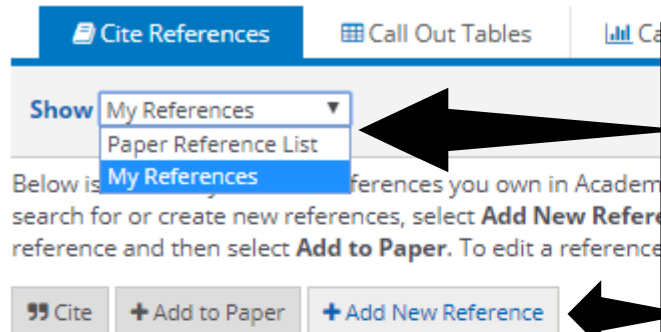
My References – Your personal collection of references saved to your account, you can use and reuse these in as many papers as you like.

Paper Reference List – References you've associated with a specific paper. You can view these below the paper editor, along with other paper elements such as tables and figures.

Find and Cite Reference – The Academic Writer tool that allows you to search My References, the Paper Reference List, or add a new reference, to help you format your in-text citation.

WRITE PAPERS

Add references to your paper from the **Cite References** tab below the paper editor.



Cite References Call Out Tables

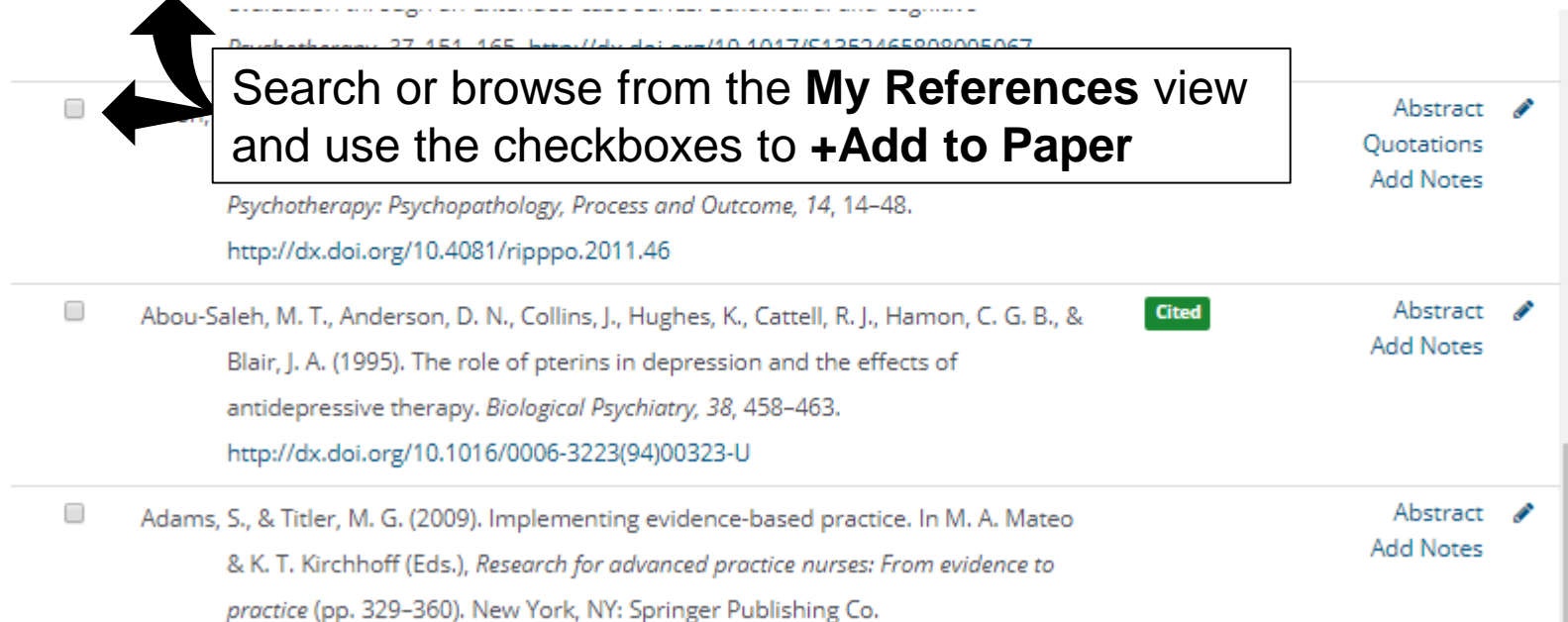
Show My References Paper Reference List My References

Below is My References references you own in Academ search for or create new references, select **Add New Refer** reference and then select **Add to Paper**. To edit a referenc

Cite + Add to Paper + Add New Reference

Toggle between your **Paper Reference List** (references you've already added to that specific paper) and **My References** (your entire collection of references) from the drop-down menu.
Or **+Add New Reference** if needed.

Search or browse from the **My References** view and use the checkboxes to **+Add to Paper**



Psychotherapy: Psychopathology, Process and Outcome, 14, 14-48.
<http://dx.doi.org/10.4081/ripppo.2011.46>

Abou-Saleh, M. T., Anderson, D. N., Collins, J., Hughes, K., Cattell, R. J., Hamon, C. G. B., & Blair, J. A. (1995). The role of pterins in depression and the effects of antidepressive therapy. *Biological Psychiatry*, 38, 458-463.
[http://dx.doi.org/10.1016/0006-3223\(94\)00323-U](http://dx.doi.org/10.1016/0006-3223(94)00323-U) **Cited**

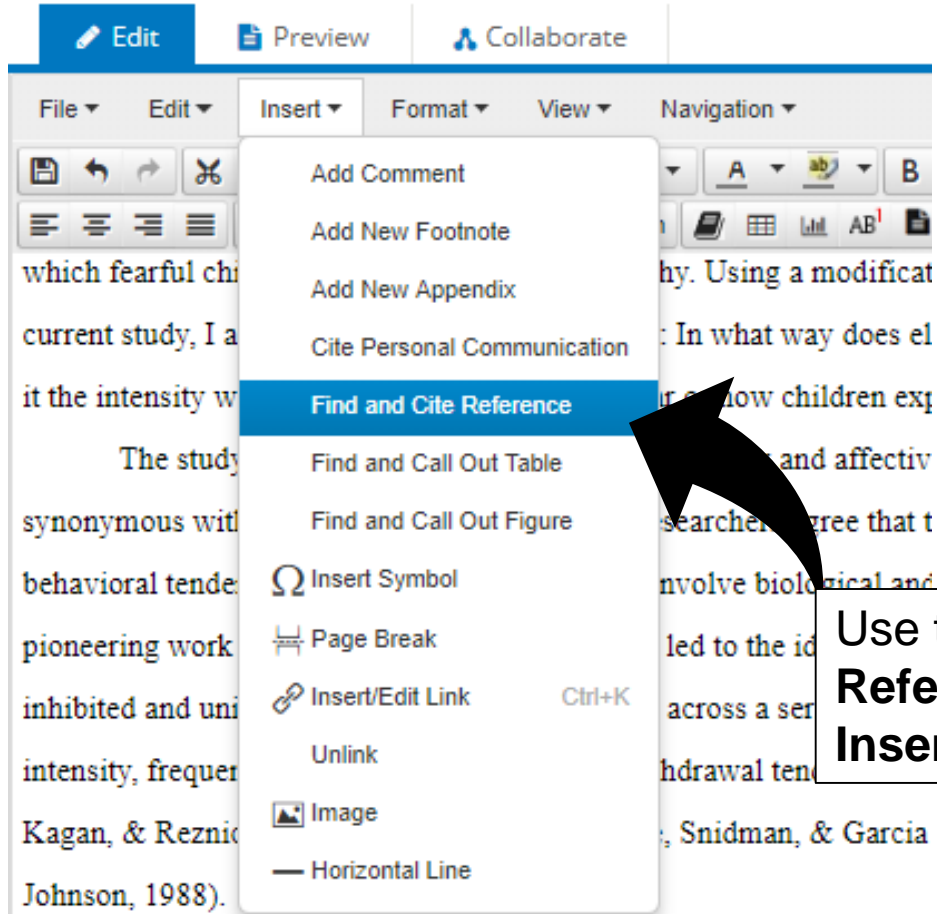
Adams, S., & Titler, M. G. (2009). Implementing evidence-based practice. In M. A. Mateo & K. T. Kirchhoff (Eds.), *Research for advanced practice nurses: From evidence to practice* (pp. 329-360). New York, NY: Springer Publishing Co.

Abstract Quotations Add Notes

Abstract Add Notes

Abstract Add Notes

WRITE PAPERS



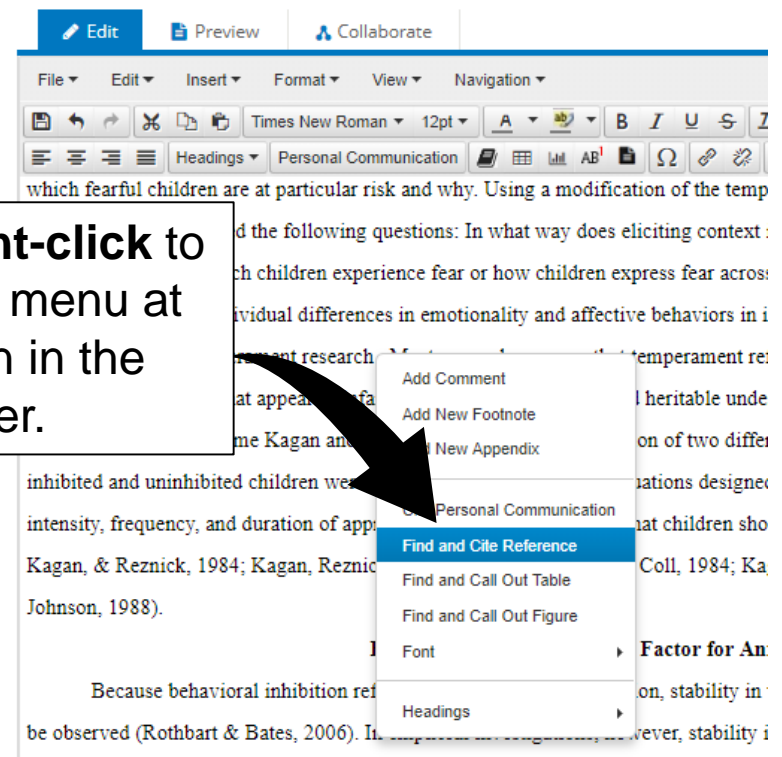
The screenshot shows the 'Insert' menu in the Academic Writer software. The 'Find and Cite Reference' option is highlighted in blue. A black arrow points from this option to a text box. The background text is partially visible, showing a paragraph about fearful children.

Use the Find and Cite Reference option from the Insert menu to add a citation.

Fearful Temperament a Risk

Because behavioral inhibition reflects a temperamental dimension that can be observed (Rothbart & Bates, 2006). In empirical investigations, how

You can also **right-click** to access the same menu at a specific location in the body of your paper.



The screenshot shows a right-click context menu in the Academic Writer software. The 'Find and Cite Reference' option is highlighted in blue. A black arrow points from this option to the text box on the left. The background text is partially visible, showing a paragraph about fearful children.

WRITE PAPERS

Reference Citation

Is your citation parenthetical or narrative?

Parenthetical
 Narrative

Is this a quotation?

No
 Yes

Location of the quoted text within the document:

Page Paragraph

Page number This quotation spans multiple pages.

Provide the page number(s) for the quotation. If the source has no page numbers, select "Paragraph" from the options above.

Quotation: (optional)

Enter the quotation from this source exactly as it appears in the original work.

Cancel Submit

A quotation reproduces material from a source word for word. Provide the page number or page range for a quotation from material with page numbers or the section name and/or paragraph number for a quotation from material without page numbers. Examples: p. 802; pp. 12-15; para. 4; "Health Objectives," para. 2

When you cite a reference, answer a few questions that will affect the formatting in the text of your paper.

Is the citation

- Parenthetical or
- Narrative, meaning you've incorporated parts of the citation into your own writing?
- A direct quotation? If so, make sure to include the page number.

If you're not sure, hover over each choice to see an example.

of funding: To receive government dollars for the program, we
However, our thrice-daily meal checks underscored a more imp
constituted healthy eating habits (Abou-Saleh et al., 1995).

Your formatted citation will be inserted and formatted correctly in the location you selected.

This issue is underscored in Weir's (2012) article "Big Kids," which provides an overview of current research on interventions

GET STARTED

LEARN ABOUT RESEARCH, WRITING, AND APA STYLE

LEARN ABOUT ACADEMIC WRITING TOPICS

Search and browse the Academic Writer Learning Center to view

- Quick Guides – Short (2-3 minute) videos, related to specific APA Style guidelines
- Tutorials – Longer (15-20 minute) videos, related to the research and writing process
- Samples – See examples of papers, tables, figures, and references to help you format your own

HOME LEARN REFERENCE WRITE

Home > Learning Center > Browse

Search the Learning Center

Quick Guides (66) Tutorials (16) Self-Quizzes (10) Sample Papers (17) Sample References (152) Sample Tables (0) Sample Figures (7) My Favorites (0)

Browse by topic Browse by size

Publishing

Research

Writing

- Getting Started With APA Style Showing Details
- Welcome and Overview
- Manuscript Format
- Manuscript Structure and Content
- Writing Principles
- Mechanics of Style
- Displaying Results
- Citing Sources in Text
- Reference List
- Review and Additional Resources
- How to Avoid Plagiarism and Self-Plagiarism Showing Details
- How to Reduce Bias in Language: Writing About Individuals With Respect and Objectivity Showing Details
- How to Title Your Work Showing Details

DETAILS: Getting Started With APA Style

DESCRIPTION

Learn the basics of APA Style, including how to format a manuscript, understand the form and function of common manuscript parts, organize and express your thoughts clearly and precisely, employ the mechanics of style, use graphic elements effectively, credit sources and acknowledge the contributions of others, and construct a comprehensive and reliable reference list.

THUMBNAIL

Select the tutorial thumbnail to view this tutorial.

60% PUNCTUATION 5 years ago

DESCRIPTIVE TEXT TRANSCRIPT

Read transcript

Download transcript (Word)

HOME LEARN REFERENCE WRITE

Home > Learning Center > Browse

Show all items e-book

Quick Guides (2) Tutorials (0) Self-Quizzes (0) Sample Papers (0) Sample References (7) Sample Tables (0) Sample Figures (0) My Favorites (0)

Authoried book (Kindle, iBook, or other proprietary e-book version), with DOI

Schiraldi, G. R. (2001). *The post-traumatic stress disorder sourcebook: A guide to healing, recovery, and growth* [Adobe Digital Editions version]. New York, NY: McGraw-Hill. <http://dx.doi.org/10.1036/0071393722>

+ More like this

Authoried book (Kindle, iBook, or other proprietary e-book version), with URL instead of DOI

Shotton, M. A. (1989). *Computer addiction? A study of computer dependency* [Book version]. London, England: Taylor & Francis. Retrieved from <http://www.taylorandfrancis.com/books/details/9780203210635/>

+ More like this

Chapter in an edited book (Kindle, iBook, or other proprietary e-book version), with DOI

Steger, M. F., Shin, J. Y., Shim, Y., & Fitch-Martin, A. (2013). Is meaning in life a flagship indicator of well-being? In A. S. Waterman (Ed.), *The best within us: Positive psychology perspectives on eudaimonia* (pp. 159-182) [Kindle version]. Washington, DC: American Psychological Association. <http://dx.doi.org/10.1037/14092-009>


+ More like this

Chapter in an edited book (Kindle, iBook, or other proprietary e-book version), with URL instead of DOI

Walser, R. D. (2013). Love and the human condition. In T. S. Kashdan & J. Gierrochi (Eds.), *Mindfulness, acceptance, and positive psychology: The seven foundations of well-being* (pp. 68-77) [Kindle version]. Oakland, CA: New Harbinger Publications. Retrieved from <http://www.amazon.com>

+ More like this

GET STARTED



NEED HELP?

NEED HELP ACCESSING ACADEMIC WRITER?

If you can't access Academic Writer

- Check with your library or instructor to see how you should be accessing Academic Writer at your institution or in your course.
- Contact academicwriter@apa.org to ensure your access is active. Please include the full name of your school, and if you've previously accessed Academic Writer, the email address you used.

NEED HELP USING ACADEMIC WRITER?

If you need help using Academic Writer

- Use the **Site Help** link in the **Welcome** menu or footer of every page.

APA Customer Engagement provides training and support for Academic Writer:

- Webinars - <https://on.apa.org/aw-webinars>
- Site help - <https://on.apa.org/aw-site-help>

NEED MORE HELP?

If you need more help with your assignment

- Check with your professor, instructor, or librarian.

If you have specific APA Style questions

- Check the APA Style Blog at <https://blog.apastyle.org>
- Email the APA Style Experts at StyleExpert@apa.org



Academic Writer

Questions?

academicwriter@apa.org