



Academic Writer®

GETTING STARTED WITH ACADEMIC WRITER

A Student's Guide to Using Academic Writer

American Psychological Association
<https://on.apa.org/aw-support>

GETTING STARTED

WHAT IS ACADEMIC WRITER?

WHAT IS ACADEMIC WRITER?

Academic Writer is APA's platform for

- Writing and citing in APA Style,
- Creating a formatted collection of references,
- Learning about the scholarly research and writing process, and
- Accessing information from the *Publication Manual of the American Psychological Association* (7th ed.).

YOUR ACADEMIC WRITER ACCOUNT

You are required to create an account to

- Access Academic Writer through your course management system (such as Blackboard, Brightspace, Canvas, or Moodle).
- Create and save references and papers.
- Save lessons and samples to a list of favorites.

An Academic Writer account is not automatically created for you; you must create your own account. (You are not required to use your institutional email address, but it is recommended that you use an email account that you check regularly.)

NAVIGATING ACADEMIC WRITER

Academic Writer Home

Access center descriptions and links.

- Access the Learning Center, Reference Center, and Writing Center.
- Access quick links to your collection of references, papers, and favorites.

Learning Center

Learn more about APA Style guidelines and scholarly research and writing through lessons and samples.

- Quick guides (APA Style guidelines)
- Tutorials (Scholarly research and writing)
- Samples (Papers, tables, figures, and references)

Reference Center

Create a personal library of APA Style-formatted references.

- Create references using forms, importing RIS files, and searching adapted APA PsycInfo references.
- Add notes and specific quotations to your saved references to help you easily search your collection.

Writing Center

Write and collaborate on papers and use tools to help you format your paper, citations, and reference list.

- Paper templates
- Research Lab Book tools to help you select a research topic, plan your research, create an annotated bibliography, and track original research.

GETTING STARTED

WRITING PAPERS

STARTING PAPERS

1. Navigate to the Writing Center or use the **Write a New Paper** button from the Academic Writer homepage.
2. Select a template based on your assignment instructions or other requirements.
3. Enter a title.
4. Start writing! (Or add some references you already know you'll use in your paper.)

STARTING PAPERS

Select a template to get started

Empirical Paper

- Reports original research
- Presents data from a single experiment

[View sample paper](#)

Multiexperiment Paper

- Reports original research
- Presents data from multiple linked experiments

[View sample paper](#)

Literature Review Paper

- Critically evaluates previously published works
- Analyzes research and draws new conclusions

[View sample paper](#)

Theoretical Paper

- Presents a new theory or analyzes existing theory
- Applies the theory to an identified problem

[View sample paper](#)

Case Study Paper

- Reports case material from an individual, group, community, or organization
- Implements qualitative, quantitative, or mixed-method approaches

[View sample paper](#)

Methodological Paper

- Presents a new methodology or analyzes existing methodology
- Applies the methodology to an identified problem

[View sample paper](#)

Meta-Analysis Paper

- Synthesizes the results of multiple studies of a phenomenon
- Summarizes a body of literature in terms of its impact, limitations, and implications

[View sample paper](#)


Reaction Paper

- Presents personal opinions, reactions, or critique of one or more sources
- Develops writers' critical thinking skills

[View sample paper](#)

Basic Paper

- Provides a blank template
- Compatible with any type of APA Style paper



You have selected the Literature Review Paper Template

The literature review paper template is available in both student and professional versions that offer targeted instructional guidance for each audience. Specific differences are noted below.

[»Learn more about the literature review paper template](#)


How do you intend to use this paper?

Student assignment
Does not include a running head, author note, abstract, or keywords. These sections can be added if needed.

Professional manuscript
Includes a running head, author note, abstract, and keywords by default.

[Cancel](#) [SUBMIT](#)

[View sample paper](#)



Enter a Paper Title

To get started, please enter a paper title. Once you have provided the title, select **Start Writing** to begin by writing your text or using research planning tools, or select **Add References** to begin by creating your reference list. Once you enter a title, your paper will be automatically saved in **My Papers**, which you can access from **My File Cabinet** in the top navigation bar. You can change your paper title at any time by updating it in the Title section of the Title Page menu in the online editor.

I U ^{x²} _{x₂} Ω

PSY210 Assignment 2

[Start Writing](#)

[Add References](#)

WRITING PAPERS

The screenshot shows a web-based writing application interface. At the top, there are four navigation tabs: HOME (blue), LEARN (green), REFERENCE (green), and WRITE (orange). Below the tabs is a breadcrumb trail: Home > Writing Center > My Papers > PSY210 Assignment 2. On the left side, there is a 'Main Menu' with a close button (x). Below it are sections for 'RESEARCH LAB B' and 'WRITE'. Under 'WRITE', there are options for 'Title Page', 'Body' (with a '+ New Section' button), 'References', 'Tables', 'Figures', and 'Appendices'. At the bottom of the left sidebar are 'CHECK', 'SETTINGS', and 'EXPORT' buttons. The main editing area has a top bar with 'Edit', 'Preview', and 'Collaborate' buttons. Below this is a rich text editor toolbar with menus for 'File', 'Edit', 'Insert', 'Format', 'View', and 'Navigation'. The toolbar includes icons for undo, redo, cut, copy, paste, font color, background color, bold, italic, underline, strikethrough, link, unlink, list, and indent. A 'SPELL' checker is also visible. On the right side of the editing area, there are icons for a document, a comment bubble, and a question mark. Four callout boxes with arrows point to these features: 1. A box pointing to the 'Main Menu' says 'Use the **Main Menu** to navigate through your paper and paper elements.' 2. A box pointing to the 'Edit', 'Preview', and 'Collaborate' buttons says 'Use these tabs to **Preview** your paper or **Collaborate** on group projects.' 3. A box pointing to the document, comment, and help icons says 'Use these icons to control paper elements, view comments, and get contextual help with your paper.' 4. A box pointing to the 'EXPORT' button says 'Export your paper as a .docx or PDF file.'

Use these tabs to **Preview** your paper or **Collaborate** on group projects.

Use the **Main Menu** to navigate through your paper and paper elements.

Use these icons to control paper elements, view comments, and get contextual help with your paper.

Export your paper as a .docx or PDF file.

A woman with long brown hair, wearing a plaid shirt and jeans, is sitting cross-legged on the floor. She is looking down at a laptop computer that is open on her lap. To her right, there is a grey messenger bag and a stack of books. The background shows a building with large windows and some trees. The entire image has a warm, orange-toned overlay.

**Use Academic Writer tools
to format citations.**

DEFINITIONS & TERMINOLOGY

Definitions

Reference – Bibliographic information for a resource included at the end of your paper

Citation – Specifically formatted mention of a resource in the text or body of your paper

Academic Writer Terminology

My References – References you've saved to your account; you can use and reuse these in as many papers as you like.

Paper Reference List – References you've added to a specific paper. You can view these below the paper editor, along with other paper elements such as tables and figures.

Find and Cite Reference – The Academic Writer tool that allows you to search **My References**, the **Paper Reference List**, or add a new reference, to help you format your in-text citations.

ADDING REFERENCES

Toggle between your **Paper Reference List** (references you've already added to that specific paper) and **My References** (your entire collection of references) from the drop-down menu.

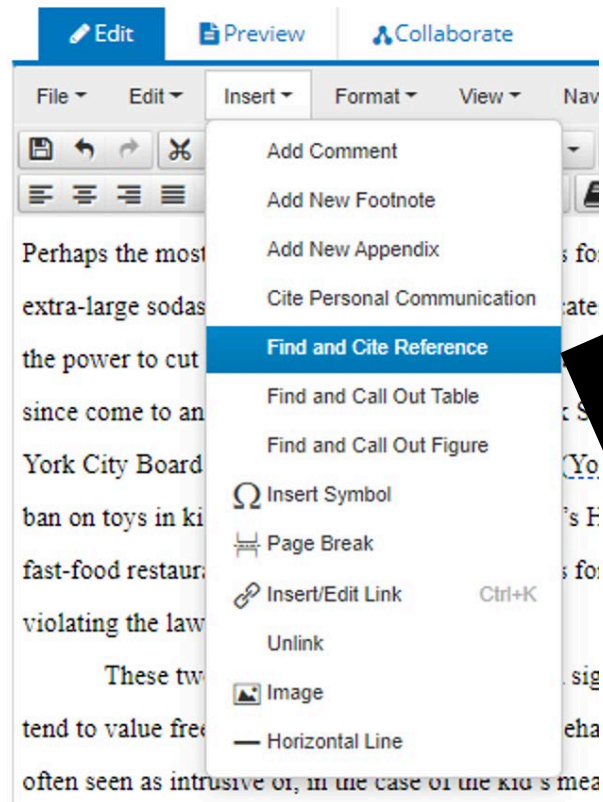
Below is the list of references that have been added to this paper. To cite a reference in the text, choose the reference and then select **Cite**. To search for or create new references, select **Add New Reference**. To delete a reference from your Paper Reference List, choose the reference and then select **Delete**. To edit a reference, select **Edit Reference** (✎) for that reference. If you create an annotated bibliography, all the references in Paper Reference List

Search or browse from the **My References** view and use the checkboxes to **+Add to Paper**

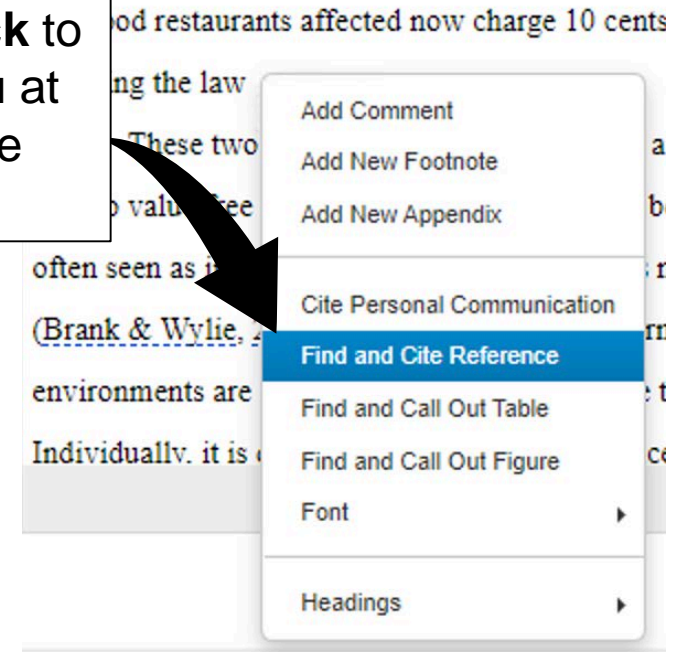
Results per page 10

- Anderson, C., & Petrie, T. A. (2012). Prevalence of disordered eating and pathogenic weight control behaviors among NCAA Division I female collegiate gymnasts and swimmers. *Research Quarterly for Exercise and Sport*, 83(1), 120–124. <https://doi.org/10.1080/02701367.2012.10599833> Add Notes
- D.C. Central Kitchen. (n.d.). *Eliminating food deserts and improving food access*. <http://www.dccentralkitchen.org/eliminatingfooddeserts> Cited Notes
- Weir, K. (2012, December). Big kids. *Monitor on Psychology*, 43(11). <http://www.apa.org/monitor/2012/12/cover-obesity.aspx> Notes

CITING REFERENCES



You can also **right-click** to access the same menu at a specific location in the body of your paper.



Use the **Find and Cite Reference** option from the **Insert** menu to add a citation.

CITING REFERENCES

Reference Citation

Is your citation parenthetical or narrative?

Parenthetical
 Narrative

Is this a quotation?

No
 Yes

Location of the quoted text within the document:

Page Paragraph

Page number This quotation spans multiple pages.

Provide the page number(s) for the quotation. If the source has no page numbers, select "Paragraph" from the options above.

Quotation: (optional)

Ω B I U × ×'

Cancel Submit

A quotation reproduces material from a source word for word. Provide the page number or page range for a quotation from material with page numbers or the section name and/or paragraph number for a quotation from material without page numbers. Examples: p. 802; pp. 12-15; para. 4; "Health Objectives," para. 2

Indicate whether your citation is parenthetical or narrative; if you're unsure what that means, the box to the right will explain and show an example.

Also indicate if your citation includes a direct quotation of the reference.

fast-food restaurants affected now charge 10 cents for a toy, helping to maintain the allure of the kid's meal without technically violating the law ("San Francisco Happy Meal Toy Ban Takes Effect," 2011).

These two cases in particular underscore a significant barrier to obesity-prevention legislation. These cases tend to value free speech, free markets, and free behavior. Government involvement in advertisement, sales, and menu options is

Your citation will be inserted and formatted correctly in the location you selected.

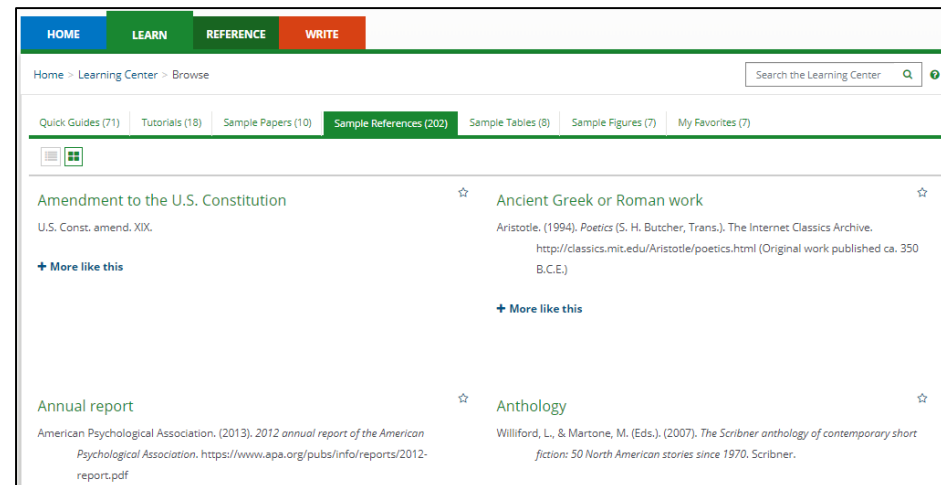
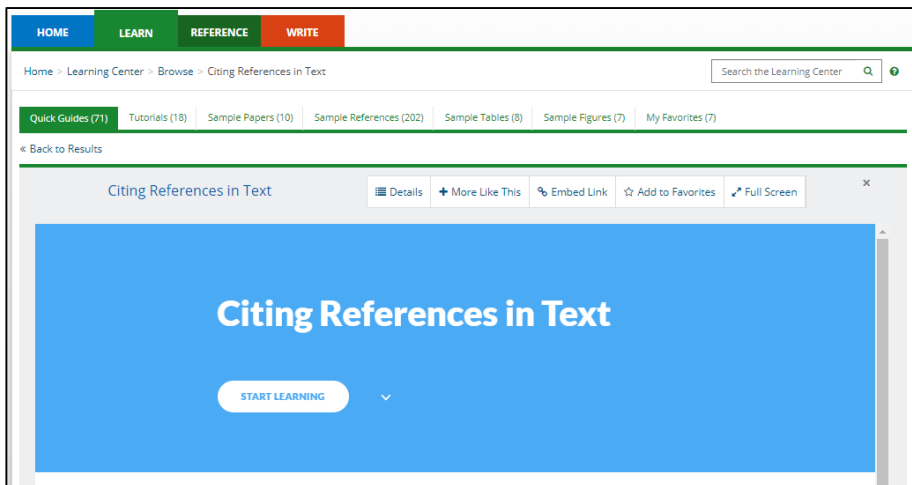
GETTING STARTED

LEARNING ABOUT APA STYLE, SCHOLARLY RESEARCH AND WRITING

LEARNING MORE

Search and browse the Academic Writer Learning Center to view

- Quick guides – Short lessons on specific APA Style (7th ed.) guidelines
- Tutorials – Longer lessons on scholarly research and writing topics
- Samples – Properly formatted tables, figures, and references to help you format your own work.



GETTING STARTED



QUESTIONS?

NEED HELP ACCESSING ACADEMIC WRITER?

If you can't access Academic Writer

- Check with your instructor or library to see how you should be accessing Academic Writer in your course or at your school.
- Contact academicwriter@apa.org to ensure your access is active. Include your school, course, and email address you used to create your account (if applicable).

NEED HELP USING ACADEMIC WRITER?

If you have questions as you're using Academic Writer

- Use the **Site Help** link in the Welcome menu and footer of every page.

If you need more help with your assignment

- Check the requirements with your professor or instructor or
- Ask your librarian for help finding resources.

If you have specific APA Style questions

- Check the APA Style Blog at <https://apastyle.apa.org/blog> or
- Email the APA Style Experts at StyleExpert@apa.org



Academic Writer[®]

**For more information, visit
digitallearning.apa.org/academic-writer**