



# moDel Portal

## Release Notes – v1.10

Document v1.0



---

**AMENDMENT RECORD**

Version No	Date of Amendment	By	Change Description
1.0	12.02.2018	Stuart Hunt	Initial document

---

## CONTENTS

Introduction .....	3
Group View .....	4
Expenses Report.....	4
Special Notes.....	5
Mobile App Changes .....	6
General Changes .....	7
What's Next?.....	8
Feedback .....	8
Appendix – Full Change List .....	9

## INTRODUCTION

As part of efforts to continually improve system stability and functionality, this document explains changes made to the system included with the 1.10 release – February 2018. Nearly every change we've made is included here – we just leave out ones that never reached live so you don't need to dig through them. All the important ones are below.

In our last release (1.9, December 2017), we informed you of several items that we were working on – and we're pleased to announce that several of them are being included in this release.

The v1.10 release is a summary of all relevant changes made during sprints 5.8 – 6.6, completed between November 2017 and early February 2018.

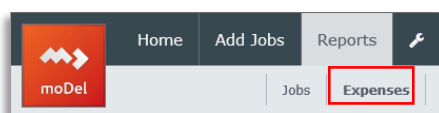
## GROUP VIEW

The largest change contained in release 1.10 is the introduction of a Group View to the moDel Portal. This view allows users to see and report upon jobs offered across multiple different portal accounts, subject to relationships between accounts and job types.

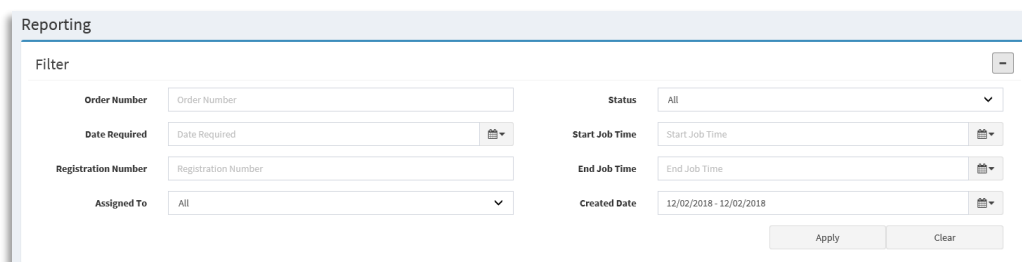
Access to the Group View is managed by Ebbon-Dacs – please contact your account manager for a conversation if you feel that access to this new functionality would benefit your business.

## EXPENSES REPORT

We have added a second report into the system, this time to allow you to view the details of Expenses entered against jobs. You'll be able to access this from the Reports menu – a new option is there labelled 'Expenses'.



When you access this new menu option, you'll be taken to the Expenses report. The system will automatically compile the report for any jobs that have been created today – you can change the date range or look for the expenses values on a specific job by using the Filter section that appears at the top of the page:



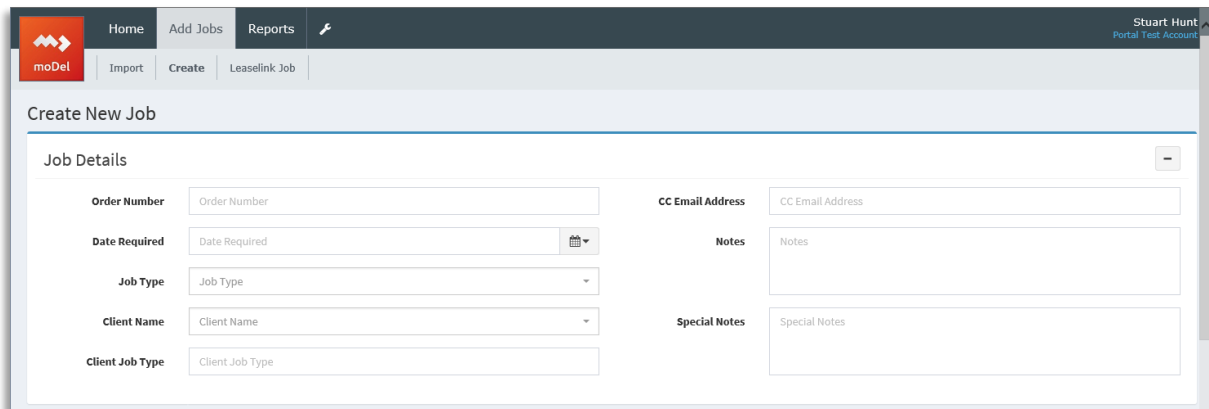
Once you've entered the data you want, click on the Apply button to generate the report in the results grid at the bottom of the screen. The Clear button is used to remove all of the search filters entered previously.

Jobs matching the search criteria will be displayed as normal. The report can be exported into an excel file (.xls or .csv) or to a .pdf – the report can also be sent to you via email.

Portal Expenses report																
Account Name: Portal Test Account																
Filtered by: Status: All, Created Date: 12/02/2018 - 12/02/2018																
Order Number	Registration Number	Date Required	Assigned To	Status	Car Wash	Tolls	Fuel - Vehicle	Fuel - Hire Car	Train	Bus	Taxi	Other	Total	Start Job Time	End Job Time	Created Date
101	MMM247	28/02/2018		Completed	0.00	0.00	0.00	0.00	0.00	0.00	0.00	0.00	0.00	12/03/2018 11:28:00	13/04/2018 09:32:58	12/02/2018
moDelTest017	RETURN923	29/12/2017		Completed	0.00	0.00	0.00	0.00	0.00	0.00	0.00	0.00	0.00	12/03/2018 12:21:00	12/04/2018 10:21:23	12/02/2018
moDelTest017	DTEST923	29/12/2017		Completed	0.00	0.00	0.00	0.00	0.00	0.00	0.00	0.00	0.00	12/03/2018 12:08:00	12/04/2018 10:08:11	12/02/2018
222568	CAR127a	12/02/2018		Completed	0.00	0.00	0.00	0.00	0.00	0.00	0.00	0.00	0.00	12/02/2018 11:31:00	12/02/2018 11:33:35	12/02/2018

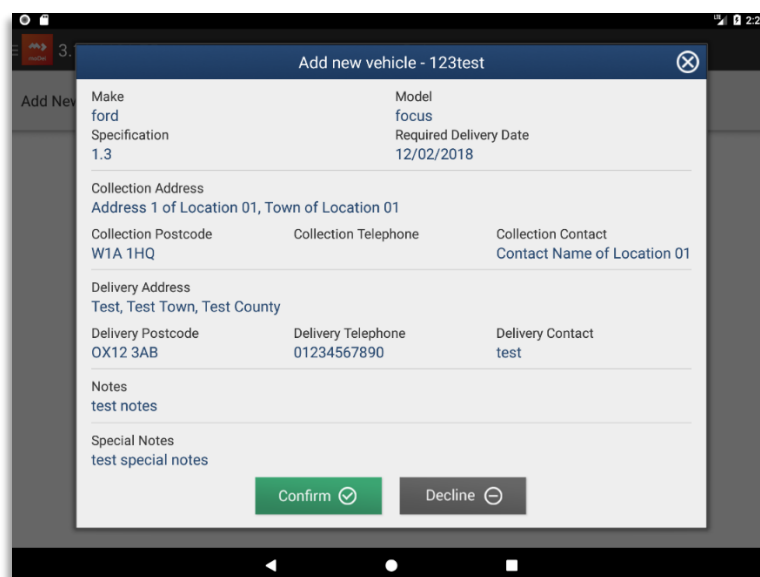
## SPECIAL NOTES

At the request of one of our integration partners, an additional field has been added to the system. This field is called 'Special Notes' – jobs sent via an integration message will be able to include this value; in addition we've added this field to the import spreadsheet format and to the Create Job page to make sure that data in the system can be sent/created consistently regardless of source.



The screenshot shows the 'Create New Job' form in the moDel system. The form is titled 'Create New Job' and has a 'Job Details' section. It includes fields for Order Number, Date Required, Job Type, Client Name, Client Job Type, CC Email Address, Notes, and Special Notes. The Special Notes field is highlighted.

The Special Notes field allows you to include additional notes on the job – these notes are visible against the job on the Portal but they are deliberately NOT shown on the .pdf of the collection or delivery forms. These Special Notes are also shown in the mobile app, on the page shown to drivers when they download the job onto their device.



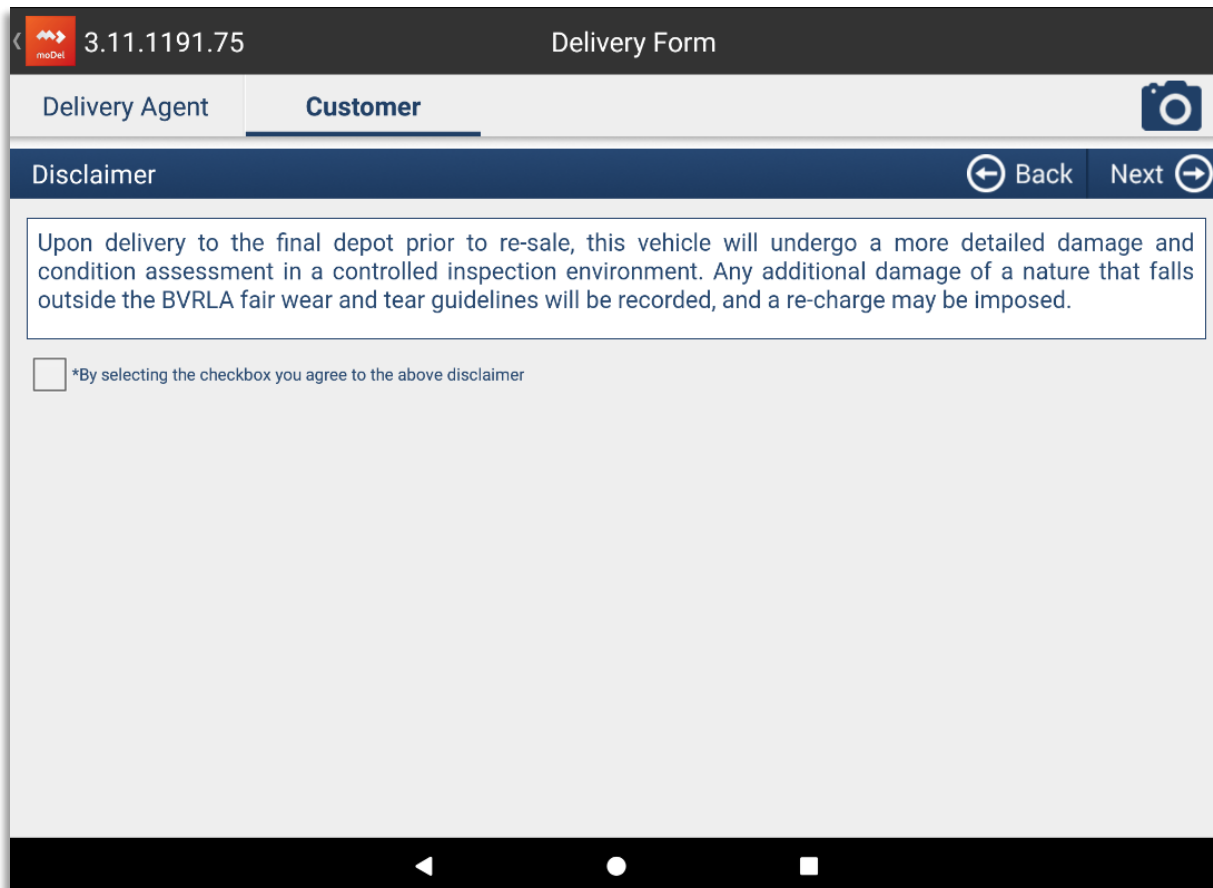
The screenshot shows the 'Add new vehicle - 123test' form in the mobile app. The form displays vehicle details (Make: ford, Model: focus, Specification: 1.3, Required Delivery Date: 12/02/2018), Collection Address (Address 1 of Location 01, Town of Location 01, W1A 1HQ), Collection Telephone (01234567890), Collection Contact (Contact Name of Location 01), Delivery Address (Test, Test Town, Test County, OX12 3AB), Delivery Telephone (01234567890), Delivery Contact (test), Notes (test notes), and Special Notes (test special notes). The form has 'Confirm' and 'Decline' buttons at the bottom.

If you want to import a job that includes a set of Special Notes using the import of a .csv file, just add a new column into the spreadsheet with a column heading of 'SpecialNotes'. Please note, there is a 500 character limit on the field.

## MOBILE APP CHANGES

We've received feedback from users regarding the Disclaimer displayed on the .pdf version of the form and the requirement to explicitly display them within the mobile application.

A new change due to go live shortly after the deployment of v1.10 will display the Disclaimer from the form prominently within the mobile app as the driver progresses through the process. The Disclaimer is displayed at a point in the process where the mobile device is in the hand of the customer, and they will need to agree to the information in order to be able to continue.



The screenshot shows a mobile application interface for a 'Delivery Form'. At the top, there is a dark header bar with a back arrow, a logo, the text '3.11.1191.75', and the title 'Delivery Form'. Below the header is a light gray bar with two tabs: 'Delivery Agent' and 'Customer', with the 'Customer' tab selected. A camera icon is visible on the right. The main content area has a dark blue header with the word 'Disclaimer' and navigation buttons 'Back' and 'Next'. A text box contains the following disclaimer: 'Upon delivery to the final depot prior to re-sale, this vehicle will undergo a more detailed damage and condition assessment in a controlled inspection environment. Any additional damage of a nature that falls outside the BVRLA fair wear and tear guidelines will be recorded, and a re-charge may be imposed.' Below the text box is a checkbox and the text '\*By selecting the checkbox you agree to the above disclaimer'. The bottom of the screen shows a black navigation bar with three icons: a back arrow, a circle, and a square.

## GENERAL CHANGES

We've made several other changes to moDel Portal after receiving feedback from users over the course of the last few months.

The single biggest change being introduced as a result of this feedback in release 1.10 is the ability to change the registration number for a vehicle held against a job. Prior to this release, if the registration number needed to be changed, the only viable option was to cancel the job with the incorrect details and then create it with the correct, updated values.

This change has taken a little longer to deliver than we expected – mainly because of the combination of data that the system uses to identify a unique job. This made the change (and subsequent testing) more complex than the initial analysis suggested that it would. However, the change has been successfully implemented and will become available with release 1.10. The usual rules around update/removal of jobs subject to their status remain in place and are entirely unchanged.

The screenshot shows the 'moDel' portal interface. At the top, there's a navigation bar with 'Home', 'Add Jobs', and 'Reports'. The user is logged in as 'Stuart Hunt' with a 'Portal Test Account'. The main heading is 'Edit Job : CAR126, 222568'. Below this, there are four expandable sections: 'Job Details' (expanded), 'Item Details' (expanded), 'Collection Details' (collapsed), and 'Delivery Details' (collapsed). The 'Item Details' section contains several input fields: 'Registration Number' (highlighted with a red border and containing 'CAR126'), 'Make' (containing 'BMW'), 'Model' (containing '3 Series'), 'Derivative' (containing '330 D Si Coupe'), and 'Colour' (containing 'Silver'). At the bottom, there are three buttons: 'View Map', 'Save', and 'Cancel'.

Recent months have seen the addition of a large number of users and accounts to the moDel Portal – we're working hard to ensure that the performance of the system is not adversely impacted by the increase in demand for data. This release contains several performance enhancements that will make sure that the main pages of the system perform better – ongoing effort to maintain the system is planned.

## WHAT'S NEXT?

At Ebbon-Dacs, work on the moDel system is constant and ongoing. We're currently looking at ways of making our list of development items visible to the user base, but while we figure out the best way to do that we thought that adding this section to the release notes would be a good starting point to let you see what we'll be looking at over the coming months.

In no particular order, we're looking at the following enhancements to the system:

- Localisation – *this work is now in progress*
- Billing and Invoicing – *we held a session with users in January, and plan to hold a follow up session shortly as our design stage nears completion*
- Attach Documents
- Additional Field maintenance, and inclusion in manual job creation
- Improvements to data maintenance
- Access to jobs across multiple accounts
- Job tracking and location display

Our priorities change with community demands and business requirements – so please note that the order above is not necessarily the order in which the functionality above will be included in releases.

## FEEDBACK

If you have any feedback or suggestions for the system, please feel free to contact us – preferably via email in the first instance.

Stuart Hunt  
Product Manager, moDel & Stocklink  
[stuart.hunt@ebbon-dacs.com](mailto:stuart.hunt@ebbon-dacs.com)  
(07976) 337 622

Michael Terry  
Commercial Manager  
[michael.terry@ebbon-dacs.com](mailto:michael.terry@ebbon-dacs.com)  
(07976) 337 640

Chris Rouse  
Junior Business Analyst – moDel  
[Chris.rouse@ebbon-dacs.com](mailto:Chris.rouse@ebbon-dacs.com)



## APPENDIX – FULL CHANGE LIST

<i>Change Description</i>
Group view for moDel Portal
Create Group – Tab and link in Support Console
Create new Group Maintenance Page
Add Group Page
Edit Group Page
Manage Relations Page
Group View. Search Section
Group View. UI Changes - Initial homepage
Group View. Results Grid
Group User Maintenance - Menu Item
Group View. Jobs Report Filters
Group View Jobs Report. Results Grid
Export Jobs Reports - Group view
Email Jobs Reports - Group View
Group User Maintenance Screen
Group User - New Login
Jobs report. Reports results grid not expanded after close notification message about successfully sent report
Limit count of displayed/exported Jobs in Results page for both views: Group View and Portal Account view
Expenses Changes
Group User - Edit Login
Expenses Report. Expenses Data Grid Results
Expenses Report. Export Data
Expenses Report. Email Report
moDel App - Email selection
Portal - Edit Registration
Add Disclaimer Page to moDel App
TEST01. moDel Portal. Expenses report. Maximise/Minimise button is not changing it's picture depending on state
Allow nightly csv file content to be included on report from group view
MTD Requirement - Special Notes
Add new field to Send Jobs message and to related tables in moDel database
Add validation of Send Jobs and handle error in response related
Add new column 'Special Notes' in results grid for data uploading from CSV and Third Party integration (non-mandatory field)
Add tooltip as per 'Notes' and crop display to approx. 250 characters
Handle validation error for data importing from CSV related to exceeded limit
Handle Import from CSV and Third party integration
Job Details page. Hide "Special Notes" section for Leaselink Jobs only
Job Details page. Display as separate collapsible section if 'Special Notes' exists for a Job
Add 'Special Notes' field and related validation to 'Create New Job' page
Edit 'Special Notes' possibility for Jobs created manually or imported from CSV until the status of the Job is not 'In Progress' or 'Completed'
Job History page. Add 'Special Notes' field to display on Created Job section for non-Leaselink Jobs if value exists
Job History page. Include 'Special Notes' field to display in update related section for non-Leaselink Jobs
Add 'Special Notes' to email template related to allocated Jobs, updated Jobs, cancelled Jobs
Display new field with value on both screens of a Job ('Add new Vehicle' and 'Vehicle Details Screen') only for non-Leaselink Jobs
Handle display on different screen sizes of devices (5"-11")
Group View. Develop Group/Branch relationship concept
Group View. Job Details Screen

TEST01. 'No data found' message is displayed even there is already completed expenses Form which corresponds to applied filters

moDel app. Implement to display Signature box in read-only on Form review when not possible to edit completed Form

Data entered during Form filling is displayed incorrectly on Expenses Report results grid

UI. Expenses Report. Results grid does not fill available space in section on monitor 23" and screen resolution 1920x1080

Emailed expenses Report contains invalid text in body, subject of email and invalid subject for attached report file

Expenses Report. Notification message about sent or about error is not dismissable

Exported Expenses Report. 'Date Required' contains date&time values instead of date value only

Statuses are displayed without spaces on exported Expenses report

Not possible to create a Job manually through the moDel Portal, error code 500 is displayed

Jobs Report. Notification message not displayed after email another report without refreshing the page

Numbers displayed on expenses report results grid is rounded differently for each value

moDel Portal. Search is not working by 'Start Job Time' or 'End Job Time' criteria on Reports Expenses screen

moDel Portal. UI. Line break in a rendered pdf file works incorrectly

moDel Portal. The order of columns is incorrect in exported csv file of Expenses Report

Invalid value of Start Job Time and End Job Time is displayed on Expenses Results grid for a Job

Data sorting by Start Job Time and End Job Time is incorrect on Expenses Report results grid

Fix Importing issue

moDel App. Disclaimer field is not scroll able for Android versions 4.4 and below

moDel Portal. Sorting function works incorrectly for 'Date Required' column on Expenses Reports results grid

moDel Portal. UI. Tool-tip of the 'Date Required' field is displayed incorrectly in case of invalid date range value

moDel Portal. Job can't be created in case if Portal account is linked with Group in tGroupLink

moDel Portal. Group view account shows all the created jobs with different types in case if record in tGroupLink table contains only one JobType

moDel Portal. Order number column's text is aligned by centre in Group view Homepage result's grid

moDel Portal. Not possible to create new user of Portal account through Maintenance

Start Job Time and Job Time displayed as '01/01/0001 00:00:00' in Expenses Report results grid for older Jobs where theses values are NULL

Expenses Report Export. Display of 'Filtered by' parameters is cropped on Excel report, but in PDF report don't fit in one line even there is enough space

'No Data Found' in Expenses Report if add space before OrderNo or/and RegNo value in filter

Rename label 'Agent Assigned' to 'Assigned To' on Home page Search section for standard Portal account view

Not all available Clients of Account are displayed in combo of Search section for Group View

'Please fill in the required field' not displayed for mandatory control on Disclaimer step of moDel app

LL. moDel app. Not possible to get Return Vehicle on device, message appears that it is already delivered

moDel stop working after try to navigate to Disclaimer step

Possible to choose HTML file for Disclaimer when navigate to Disclaimer control in read-only mode

moDel Portal. Names from several words of Portal Accounts are displayed without spaces in Tabs with sorted jobs after 'Group By Account' enabled

moDel Portal. 500 Error is displayed in Group View Account on access to Job Details page of jobs which were created before record in tGroupLink appeared

Remove customer signature if user selects 'Back' option in app AFTER a value has been entered

Amend the selected 'Group By account' font style

There are no records in Home page results grid after navigate back using browser from Job Details page with selected 'Group by account' feature

Search preferences not saved if search by 'Date Required' with enabled 'Group by Account' feature

Pagination works incorrectly after select/deselect 'Group by Account' feature

Jobs with unrelated types of Portal account are displayed for Group

moDel Portal. Search preferences of Account and Type are not saved after closing 'Job Details' page

moDel Portal. User is always redirected to 1st account tab after closing 'Job Details' page in case if 2nd tab was selected (Group by Account)

moDel Portal. Account and Type are not set as default after click 'Clear' button in search section of 'Jobs Reports' screen of Group View

Invalid data is displayed in results grid after search by Account and unrelated Job Type from Group View account

Error displayed 'There was an error while loading vehicles' in Home page results grid if Search with deselected Type or/and Account check boxes

moDel Portal. Is possible to edit Job through Group account in case of having direct link for editing

moDel Portal. Results in tabs in IE are not displayed straight after search for types and group by account

Optimisation of QProcessor service

moDel Portal. Job Details of Group View do not display button 'More Vehicles'

moDel Portal. Duplicates of Forms are displayed in Group View in case of Job cancellation

moDel Portal. Search is not working straight after navigation to reports screen in Group View

moDel Portal. Job count show value from the tab instead of sum of all found jobs for Group View in case of 'Group by Account' checked in

Count of found Jobs on Jobs Reports screen differs from displayed on Home page if use the same search/filter parameters

moDel Portal. CSV file of Jobs Reports Names of the columns and order is incorrect

moDel Portal. Possible to import the same LL Job to 2 different Portal accounts in case of same time import

Portal Jobs PDF Report. Display of 'Filtered by' and grouped Jobs is moved to next page so that there is a lot of free space after Account Name

moDel Portal. Last updated field is displayed with time offset for jobs before autumn time-shift in jobs reports

Group Report Excel Export

moDel Portal. 'Filtered by' displays only Accounts and Types which appears in a results grid even if filter was set for more Accounts or Types on Group Jobs Reports screen

moDel Portal. Sorting by Last Updated parameter on Reports Jobs screen is working incorrect in Group View Account

Leaselink Import Validation - Agent Name should not be mandatory

moDel Portal. Last Updated filter option is not on Reports screen working for Group account.

moDel Portal. Created date on Expenses report screen differs from the Uploaded date on the job details Expenses section by 2 hours

moDel Portal. Start Job Time, End Job Time, Created Date field are displayed with time offset for jobs before autumn time-shift in Expenses reports

Resolve overcomplicated code relating to filters and vehicle cache when Leaselink Return Car is imported into moDel Portal

moDel Portal. Exported Group xls document misses 'Documents' column and some consistency issues are discovered

moDel Portal. 'Fuel-Vehicle' column on the Job Expenses screen is empty even value is displayed on job's details screen

Leaselink Jobs. Time is displayed in 'Date Required' field on Edit Job page

Leaselink Job. Record about updated Notes is displayed on Job History page after change Client Name or CC Email through Edit Job page

UAT01.TEST01.moDel Admin Console. Can't login to moDel admin console via windows or form authentication

moDel Portal. Group View generated xls reports Account field doesn't fit all content of the name

moDel Nightly CSV config. 'Place-After' attribute of element is not working in column placement order

Possible to get already completed Job on moDel app with no available documents if get on device updated version of the completed Job

Invalid status is displayed on Job Details page if complete not the last version of a Job on moDel app

Two identical Hand over vehicle forms are attached to Tcard in Leaselink

moDel Portal Support Console. Error related with processing request occurs during navigation to Group Maintenance screen

Performance. Get Filtered Vehicle Method fails, error message displayed 'There was an error while loading vehicles' and apply fix

moDel Portal Support Console. Group name search field do not fit in a small screen on a 'Group Maintenance' screen

moDel Portal support console. Pagination of results grid of 'Group Maintenance' screen works incorrectly

moDel Nightly CSV report. Jobs with not related type linked with account are displayed in reports

Base Vehicle Id is filled with the same Job's Id for version 0 after 'Edit' Job through Job Details page

Additional changes to Lex - Return Vehicle form types

moDel Portal support console. County and Address line 2 fields do not contain validation for character limits on 'Add Group' and 'Edit Group' page

"Manage user" button to 'Group Maintenance' Support Console

"Add Group/Standard User" Page Within support console

"Manage User" Maintenance screen within support console

"Edit Group/Standard User" Page within support console

Change logic of information display related to the same Job through the moDel Portal

Add option to select 'Unknown' on date picker control

moDel app stopped working on FlatCar damages steps after tap twice on 'Next' before popup message occurred with confirmation

moDel Portal. Invalid value of Start Job Time and End Job Time (with tie offset) is displayed on Expenses Report

moDel Reports CSV console hangs and do not create a CSV Extract, no any errors are displayed

'Export' and 'Email' not disabled on Expenses and Jobs Report screens if 'No data found' message is displayed in results grid

Notification message about email sending status and report creation after export does not disappear on other event on Reports screens

'Export' and 'Email' buttons not disabled after group by accounts even found results exceeds the limit of export

moDel app. InfoLabel displays not appropriate value for DateBox in case if 'Unknown' option was selected

Improve 'Copy Damages' option handling between different versions of the same Form

moDel App. 'Unknown' option is not available to select on versions of android 7.0, 4.2.

moDel app. 'Unknown' option for DateBox is not working for jobs after app update

moDel Portal. Disclaimer control is displayed on Job Details screen

moDel app. Problems with Get Vehicle popup UI

Extend Manage Accounts for Standard Portal Account Creation (Support Console)

moDel App. Signature is not removed in case damage without photo is added

moDel app. Signature is not removed in case 'copy damages' function is selected

moDel app. InfoLabel of DateBox displays only Date even if 'Date and Time' option was selected

Create new 'Users' button under 'Maintenance' in Support Console

moDel Support Console. Not possible to remove all relations on 'Manage Relations' page

moDel Support Console. Empty type could be linked with Linked account

Ticket #245071. Add additional filter to Nightly CSV Extract creation to exclude Jobs by Vehicle Type

Confirmation check box displayed on disclaimer step on device not in read-only mode after Form is already completed

moDel Support Console. Results grid display all accounts within tUser table

moDel Support Console UI. Consistency of the label names is not kept. Button arrow from dropdown is badly displayed

moDel Portal and Support Console. Filtering by IsLocked works incorrectly on User maintenance screen for Portal and Support Console

moDel Support console. Not possible to Reset password of a recently created Account/Group user through Support console

moDel Support Console. No limit for maximum characters count is displayed on Create New user screen

moDel Portal. Message about limit exceeding is not displayed for Location Name, Address 2, County, Country and Contact Telephone fields in 'Edit Location' screen

moDel Support Console. Validation error displays unrecognisable error for user

Release 1.10

Release preparations

Code review before release to master branch

Release to UAT\_01 environment

GS ETE Testing

1st run of functional tests

Regression tests

Pre-release activities

Release packages creation

Required merges completion

MoDel Release Deployment Plan creation

Prepare database update script

## Live Deployment

Pre-deployment activities

Live deployment on TBA

Post Release activities

Upload new version of moDel .apk to Google Play and run short walkthrough tests after

Add required form changes through moDel Administration Console and run short tests

moDel Support Console. Count of Users in result grid are divided incorrectly in case if select limit 25, 50, or 10 users per page

moDel Support Console. Error do not show details about error in case if user use not unique username in a process of creation new account

Nightly CSV Report for Group View accounts. Service error occurs if run report with period= Monthly or with explicit period which is one month long or longer

moDel Portal Support Console. It's possible to create Account with the existing name

Nightly CSV Report. Display date value depending on selected date type (DateOnly, TimeOnly and etc.)

Details of previous version of Job are displayed on Expenses Report instead of the last one after update and etc.

Invalid status of the Job (RankedPortalStatus) is displayed in moDel Portal after assign Agent or update Job through CSV

moDel Support Console. No possible navigate to Manage relations page - error occurs

moDel Support Console. Email is not displayed during account creation or editing

'Date Required' is NULL in tVehicleCache after update Job Details through 'Edit Job' page and as result Job not displayed on 'Jobs Reports' screen

Ticket #250742: Jobs of different Accounts uploaded from Third Party are possible to import from one account in case if Jobs for different Accounts are placed near each other (order id) in tVehicleIncubator

moDel Support Console. Group after edit becomes simple account and not possible to create new Group account

moDel Admin Console. After new Form import with correct RDLC file and publish, filled values are not displayed in rendered PDF after document completion on a device

Group Users submenu button is displayed for admin user of standard Portal account after edit current account details

'Created' value is NULL after link MTD Job Provider with Portal account through moDel Support Console

moDel Support Console. All Group became accounts and created Groups are created as accounts

Status of the Job is remaining as was after Cancel Job or Cancel By Job Provider

moDel Portal. Not possible reimport cancelled Leaselink Jobs, error is displayed that Job is already imported