



4501 Gateway Boulevard
Springfield, Ohio 45502
Toll Free: 1-800-955-9967
Fax: 937-325-5319
www.rmhoist.com

PRODUCT LINE

Innovation...Performance...Reliability

SPACEMASTER® SX WIRE ROPE HOISTS 1/2 - 80 TON CAPACITY

Normal Headroom



Monorail and jib crane applications

Low Headroom



Best solution for single girder cranes

Double Girder Trolley



Superior clearance and headroom

High Capacity Hoists



Space-saving, compact designs

EX Hazardous Location Hoists



Class I, Group C&D, (Division 2 only)
Up to 20 tons

Special Application Hoists



Customized to fit your needs

LOADMATE® ELECTRIC CHAIN HOISTS 1/8 - 5 TON CAPACITY

Fixed Suspensions



Top hook or lug suspensions available

Manual Trolleys



Push or hand geared trolleys available

Motorized Trolleys



Two speed or variable speed available

Low Headroom



Most economical low headroom chain hoist in the industry

Variable Speed



Wind Turbine Application



Digichain



Work station control application

CRANE PACKAGES

QX® Modular Crane Packages 1/2 - 80 Ton



- Plug-in festoon system

NRGmaster Electrification System - 1/2 - 80 Ton



- Increase hook coverage on floor
- Decrease maintenance pitfalls associated with traditional C-track festoons
- Radio control comes standard

QLP Push Crane Packages 1/2 - 2 Ton



- Available on LM05 & LM10 models
- Single speed, or two-speed hoist controls
- Plug-in push button pendant
- Standard crane spans up to 30ft

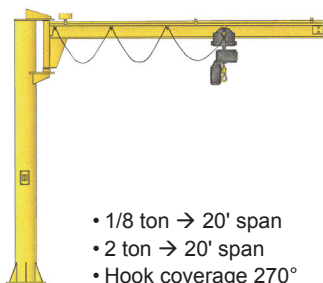
QL Modular Crane Packages 1/8 - 5 Ton



- Single girder top running/single girder under running crane configurations
- Loadmate® Electric chain hoist with motorized trolley
- Standard crane spans up to 62ft

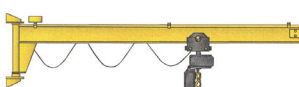
SPACEMASTER® JC JIB CRANES 1/8 TO 2 TON

JUPI - Under Braced Free-Standing Jib With Traditional W Beam



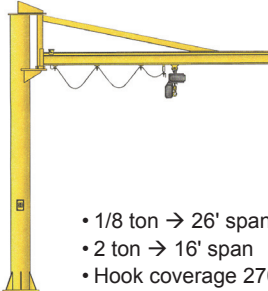
- 1/8 ton → 20' span
- 2 ton → 20' span
- Hook coverage 270°

JUWI - Under Braced Wall Mounted Jib With Traditional W Beam



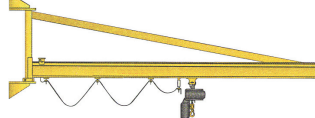
- 1/8 ton → 20' span
- 2 ton → 20' span
- Hook coverage 180°

JOPU - Over Braced Free-Standing Jib With R&M's UKA Profile Beam



- 1/8 ton → 26' span
- 2 ton → 16' span
- Hook coverage 270°

JOWU - Over Braced Wall Mounted Jib R&M's UKA Profile Beam



- 1/8 ton → 26' span
- 2 ton → 12' span
- Hook coverage 180°

CONTROLMASTER™, HOISTMONITOR®, RACON® SERIES II & CRANE COMPONENTS

ControlMaster™ Crane Inverter Control System



An economical, variable frequency drive (VFD) solution for controlling hoist, trolley and bridge motions

HoistMonitor®



HoistMonitor® can be added to the Spacemaster® SX hoist controls to assist in the safe operation, maintenance and performance of the hoist and crane.

Racon® Series II Radio Control



- Easy and safe crane control
- LCD display unit and / or selector switch option available

Crane Components



- Top running and under running
- Rotating axle end trucks
- Fabricated or tubular framing
- Bolted connection plates

EZ-LIFT MANUAL CHAIN PRODUCTS & R&M GENUINE REPLACEMENT PARTS®

RM Series II 1/4 - 10 Ton



- Grade 80 alloy steel load chain with galvanized finish

RLP Premium 3/4 - 6 Ton



RL Manual 1/4 - 3 Ton

RBC Beam Clamp 1 - 5 Ton



RPT Push Trolley 1/4 - 5 Ton



RPTC Hand Geared Trolley 1 - 10 Ton



R&M Genuine Replacement Parts®



- Extend the life of your equipment
- Protect your warranty