BreezeWay
Patio Screen Enclosures

ENCLOSURE MEASURE SHEET

TRI-STATE
Wholesale Building Supplies

513-381-1231
888-381-1231
513-381-8706 fax
sales@tri-statewholesale.com

Customer Name	Job Name
Phone or Cell Number	Address
Order Date	City/State/Zip

Opening Infomation	☐-Rough Opening	☐-Tip-to-Tip[1]	[1]Tip-to-Tip units will be manufactured as close as possible. Please note that when multiple panels are snapped together it is possible for the overall width to increase.	
Color	☐-White	☐-Clay	☐-Desert Sand	☐-Bronze
Style	☐-Plain Screen ☐-Glass Enclosure	☐-36” Chair Rail ☐-18” Kick Panel	☐-36” Railing[2] ☐-24” Kick Panel[3]	☐-42” Railing[2] [2]Extra painting charge for Bronze railing. [3]Not available in Tan.
Screen Cloth	☐-Std. Black Alum.	☐-Pet Screening		
Doors	☐-36 x 80	☐-32 x 80	☐-Other _____	
Door Swing	☐-Std. Outswing	☐-Inswing Hardware		
Aluminum Angle	☐-¾”x1¼”-TBS2	☐-1”x1½”-A1380	☐-1”x2¼”-TBS3	
Angle Sides 1	☐-All 4-Sides	☐-Top/Bottom/End	☐-Top/Bottom	
Angle Sides 2	☐-Inside & Outside	☐-Outside		
Screws etc.	☐-#8x1” Zip ☐-#8x2” Hex Head	☐-#8x¾” Zip ☐-#6x1”	☐-#7x½” Zip ☐-Long Pop Rivets	
Post Cover	☐-4” 2-Piece	☐-4” Solid	☐-6” 2-Piece	
Post Skirts	☐-4” 2-Piece	☐-6” 2-Piece		

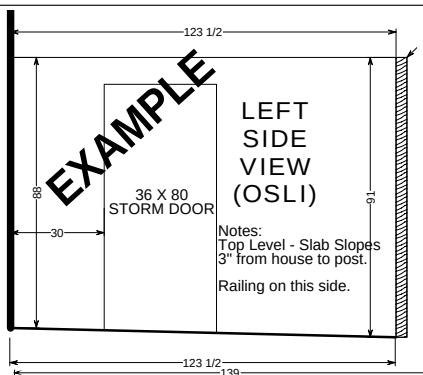

Screen Room Measuring Instructions

The three diagrams to the left and below are for the same enclosure as the diagram to the right. Using the diagrams on the left and below is called the **SIDE VIEW** measuring method. Using the diagrams to the right is called the **TOP VIEW** measuring method. Either measuring method can be used when placing an order. The **TOP VIEW** method is the easiest for enclosures on decks or level patios. For enclosures on concrete slabs or where there needs to be more information, the **SIDE VIEW** method may be preferred.

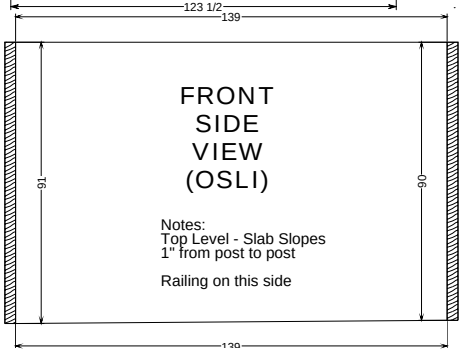

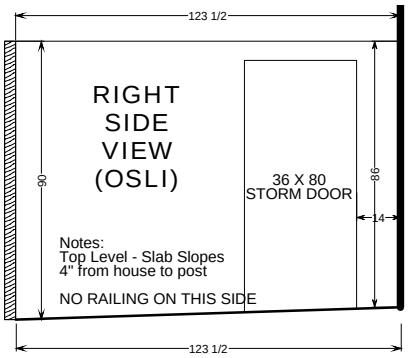

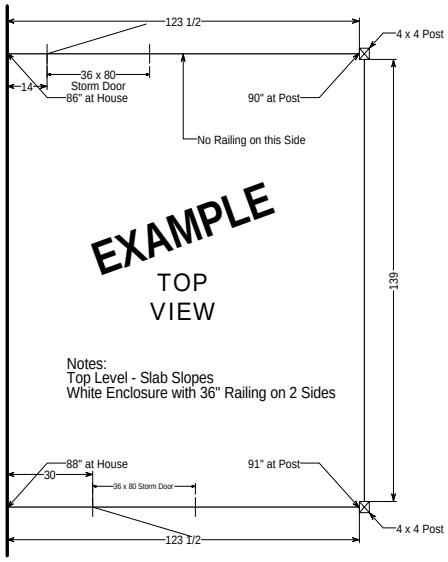

BREEZE-WAY - ENCLOSURE MEASURE SHEET

BreezeWay
Patio Screen Enclosures

by TRI-STATE
513-381-1231 513-381-8706-Fax

BREEZEWAY MEASURE SHEET

www.breeze-way.com