



# Conservatories made simple







# A brighter way to **extend your home**

Most of us would love more space and light in our homes  
– and there's no better way than a quality conservatory.



Conservatories offer more benefits than you might think. They don't just provide lots of extra room – our insulation means your new conservatory will retain heat in the winter, and won't be too hot in the summer. So it's a comfortable space for you to enjoy all year round.

With a variety of styles to choose from – ranging from contemporary to more classic designs – you're sure to find just the right way to bring the garden into your home...and your home into the garden!

/// A conservatory you can relax in and enjoy all year round. ///



# The changing face of conservatories

Forget everything you think you already know. Advanced conservatory technology and materials from Safechoice change everything. Prepare to be inspired...

Want a room you can genuinely use all year round – through the hottest summer or the coldest winter? Set your mind on creating something really different? Facing a challenging or unusual footprint to create your new space? Keen to exploit the lifetime savings available from thermally efficient glass? Look no further than Safechoice.

From innovative roofline pelmets, to distinctive moulded architraves and solid in-fills, to soaring engineering with glass, the ranges in this brochure redefine what a conservatory can be.



A



E

Through our five distinctive conservatory pathways – each with unparalleled possibilities for customisation – create a stylish, truly individual structure that precisely meets your needs.



**Classic**

Dwarf walls and traditional perimeter glazing. The versatile, affordable solution for any home.



**Classic Plus**

Take a Classic Conservatory to the next level. Explore full-height walls and bespoke roof designs.



**Loggia**

Bring in solid in-fill panels, feature surrounds, and architraves to create a classic Italian theme.



**Glass Extension**

Minimalist, contemporary, spacious and light. Be adventurous with bespoke construction and glazing.



**Orangery**

Renaissance grandeur, recreated for you. Beautiful detailing, high, ornate glazed roofs and full-height walls.



B



C



D



F

- A. Classic
- B. Glass Extension
- C. Loggia
- D. Orangery
- E. Orangery interior
- F. Classic Plus
- G. Classic interior



G

There's nothing to beat that feeling of clear blue skies.

Make the most of your views. Come rain or shine, let your new conservatory bring the natural beauty inside.

// The design flexibility you need to create the look you want. //



# Choose your style and shape

Our five conservatory pathways are just the start. Once you've selected the broad look you're after, the Safechoice style and shape options bring the detail to life.

From classic traditional styles like Victorian and Georgian to cutting-edge constructions like Glass Extension, you have complete control of the fine detail. Your advisor will help you get the most from your plot, proposing the shapes that best lend themselves to space. For the ultimate freedom, ask about custom design.



## Style options

Once you have a conservatory pathway in mind, it's time to think about the style and shape.



### Victorian

A popular style distinguished by a faceted front, giving a curved appearance. A particular favourite with period properties, however it's clean lines make this a winner on any type of home.



### Georgian

A flat-fronted style that offers excellent use of floor space due to the square or rectangular internal shape. Its sloping roof and contemporary style is suited to the majority of properties.



### Gable

A gable-fronted conservatory adds a sense of grandeur to any home. Featuring the same rectangular floor space as a Georgian, a gable offers excellent use of internal space.



### Lean-To

For properties with little room under the eaves or for those homeowners that prefer a clean simple look, a Lean-To conservatory is the ideal choice. The roof pitch can be varied offering versatility and flexibility.



### Lantern

The 'original' conservatory style offering a feel of drama and grandeur. Distinguished by the two-tiered feature roof, the height within a Lantern adds an extra dimension to the feeling of light and space.

## Shape options



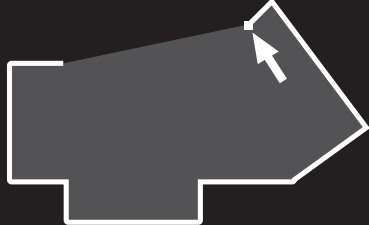
### T-Shape

A combination style distinguished by a central projection that can either be a Victorian, Gable or Georgian. Offers a large and versatile floor space, an impressive addition to any home.



### P-Shape

A P-Shape can combine a Lean-To and Victorian to create a versatile and visually stunning open space. This style is better suited to larger properties, giving an impressive result.



### Custom

Although the shapes and designs shown are all bespoke, you may have your own 'one-off', exceptional or unique idea. The doors, windows and roof systems in this brochure combined with our expertise should allow you to achieve that dream.

// Stylish details that make the difference - whatever your taste. //



# Classic

## Timeless and stylish

The key to the Classic is practical simplicity. With a timeless appearance and infinitely variable footprint, door and window configuration, the Classic suits properties large and small, old and new.

For more about popular Classic conservatory styles, talk to your advisor.



# Classic Plus

## Exclusive refinement

Classic Plus takes the Classic Conservatory to the next level. An ingenious perimeter roof pelmet accommodates downlighters, providing a focal anchor around the entire perimeter of the conservatory. The system can also accommodate brick columns and dwarf walls. To enhance the roof space, adding tie bars can create the appearance of a traditional Orangery – at a fraction of the cost.

What's more, the Classic Plus roof is available to upgrade an existing conservatory. Most conservatory types are suitable, and the upgrade transforms an existing structure with minimum disruption and cost. Ask your advisor for details.

### CLASSIC PLUS STYLES AND SHAPES

- Victorian ☒
- Georgian ☒
- Gable ☐
- Lean-To ☐
- Lantern ☒
- P-Shape ☒
- T-Shape ☒
- Custom ☒

## Personalise your conservatory

Tailor any conservatory to your needs with our range of doors and windows. See images on page 13.

- Bi-fold doors
- Patio doors
- Double and single doors
- Casement, vertical sliders and tilt and turn windows

## Optional extras (see images on page 13)

Select from our great value options. For example...

- Aluminium cornice
- Aluminium crestring detailing
- Roof vents
- Aluminium top caps
- Tie bars
- Utopia solid roof
- Glazing upgrades
- Loggia sidewalls (see page 9)

### CLASSIC CONSERVATORY STYLES AND SHAPES

- Victorian ☒
- Georgian ☒
- Gable ☒
- Lean-To ☒
- Lantern ☒
- P-Shape ☒
- T-Shape ☒
- Custom ☒

## Personalise your conservatory

Tailor any conservatory to your needs with our range of doors and windows. See images on page 13.

- Bi-fold doors
- Patio doors
- Double and single doors
- Casement, vertical sliders and tilt and turn windows

## Optional extras (see images on page 13)

Create the conservatory of your dreams by selecting our great value options. For example...

- Full height brick walls and columns
- Aluminium crestring detailing
- Aluminium top caps
- Utopia solid roof
- Glazing upgrades
- Loggia sidewalls (see page 9)
- Downlighters
- Roof vents
- Tie bars



A. Perimeter pelmet  
B. Full height brick column  
C. Tie Bar

// Innovative systems that set Safechoice quality apart. //



# Loggia

## Italian charm

Loggia provides a contemporary Italian take on your new conservatory. The Loggia wall system provides detailed, aluminium in-fill panels coupled with dwarf wall panels. The effect is distinctly European, with the option of coloured panel areas further uniting the structure.

The walling system allows the incorporation of stylish fully integrated radiators, creating a crisp, clean uncluttered interior. The range of roofing options includes the Classic Plus pelmet system.

A. Aluminium cornice  
B. Solid column upright



Perhaps you need a dedicated area – a study or a playroom? Or maybe you just want a bit more space to relax? When it comes to what you want, you're the expert!

Once you've given thought to your lifestyle and how a new room can reflect it, simply turn the page - you're sure to be able to find a conservatory that fits your needs.

# Glass extension

## Contemporary space

Creating a dynamic contemporary veranda glass extension, this conservatory achieves a great combination of spacious indoor and outdoor living. Full-height glazed sidewalls coupled with a wide choice of doors, including bi-fold, patio, double and single door options lets you create your perfect room.

### GLASS EXTENSION STYLES AND SHAPES

- Victorian ☐
- Georgian ☐
- Gable ☐
- Lean-To ☒
- Lantern ☐
- P-Shape ☐
- T-Shape ☐
- Custom ☒



## Personalise your Loggia

Tailor Loggia to your needs with our range of doors and windows. See images on page 13.

- Bi-fold doors
- Patio doors
- Double and single doors
- Casement, vertical sliders and tilt and turn windows

## Optional extras (see images on page 13)

Select from our great value options. For example...

- Aluminium cornice
- Aluminium cresting detailing
- Roof vents
- Aluminium top caps
- Utopia solid roof
- Glazing upgrades
- Integrated radiators

### LOGGIA EXTENSION STYLES AND SHAPES

- Victorian ☐
- Georgian ☒
- Gable ☒
- Lean-To ☒
- Lantern ☒
- P-Shape ☒
- T-Shape ☒
- Custom ☒



## Personalise your glass extension

Tailor any extension to your needs with our range of doors and windows. See images on page 13.

- Bi-fold doors
- Patio doors
- Double and single doors
- Casement, vertical sliders and tilt and turn windows

## Optional extras (see images on page 13)

Create the conservatory of your dreams by selecting our great value options. For example...

- Roof vents
- Glazing upgrades
- Solid side walls



// Let your imagination bring the outside in. //



# Orangery

## Renaissance grandeur

For Centuries seen as the ultimate conservatory structure for a home, today's Safechoice Orangery system will not disappoint. Celebrating the scale of larger spaces, the ornate roofing detail in Orangery is a triumph. Once again, the pelmet system offers the ability to feature sophisticated perimeter lighting, and custom tailoring can realise shapes suitable for most plots.



### Personalise your orangery

Tailor any orangery to your needs with our range of doors and windows. See images on page 13

- Bi-fold doors
- Patio doors
- Double and single doors
- Casement, vertical sliders and tilt and turn windows

### Optional extras (see images on page 13)

Create the conservatory of your dreams by selecting our great value options. For example...

- Aluminium cornice
- Aluminium cresting detailing
- Roof vents
- Aluminium top caps
- Tie bars
- Utopia solid roof
- Glazing upgrades

### ORANGERY STYLES AND SHAPES

- |           |                                  |
|-----------|----------------------------------|
| Victorian | <input type="radio"/>            |
| Georgian  | <input checked="" type="radio"/> |
| Gable     | <input type="radio"/>            |
| Lean-To   | <input type="radio"/>            |
| Lantern   | <input type="radio"/>            |
| P-Shape   | <input checked="" type="radio"/> |
| T-Shape   | <input checked="" type="radio"/> |
| Custom    | <input checked="" type="radio"/> |




// Standard to fully bespoke structures – quickly and cost-effectively. //



# Personalise your conservatory

Why shouldn't your conservatory reflect... you? We've hundreds of ways to make your new space your own.

## Door and window options



**Casement window**



**Vertical slider window**




**Tilt and turn window**



**Double or single door**



**Patio door**



**Bi-fold door**



**Lighting** - integrated downlighting in the roof ridge space and pelmet surround.



**Glass units** - reduce solar gain in summer and minimise heat loss in winter with treated glass.




**Opening vents** - keep cool with manual or electrically operated roof vents.




**Aluminium enhanced cresting suite** - add the finishing touch.



**Aluminium Cornice** - enhance the aesthetic of any conservatory perimeter.




**Polycarbonate glazing** - choice of colours and performance characteristics.




**Decking**

High performance anti-slip wood/composite decking. Enhance your living experience with our natural-look range.



**Aluminium top cap** - add the finishing touch with a colour co-ordinated top cap.



**Utopia roof** - exceptional thermal efficiency. Compatible with most conservatories.



**Tie bars** - create the classic Orangery roof space with ornate, non-structural tie bars.



## Whatever the weather

When planning how to make the most of your conservatory, there's a lot to consider - its size, shape, and of course, how much sun it gets.



The unique coating reflects about 69% of total solar energy. Almost twice as much as standard glass.



Reduce potentially expensive heating bills. Our product outperforms standard glass by more than 50%.



Warm edge spacer technology increases the edge temperature by up to 65%.




This product is a true self-cleaning glass that never stops working.



Glare is reduced by 44% all year round compared to standard units.

## Top tips for choosing your conservatory



### 1. Use

What do you hope to get out of your new room? Will it be a study perhaps? Or a playroom? An office? Or maybe just an extra space to relax in.



### 2. Materials

Your new space should fit seamlessly with your lifestyle. Materials such as PVC-u are incredibly hard-wearing and low maintenance.



### 3. Positioning

Think about the position of your conservatory. Those that face the South will receive the most sun during the day.



### 4. Size

Once you've made a decision on your design, it might be best to check the dimensions of both your house and your garden.



### 5. Glazing

New advancements have been made to ensure the glass used in conservatories works its hardest for the homeowner.



### 6. Planning permission

If you're building a conservatory in England or Wales, you will not usually need planning permission. However, always check with your local council or installer for advice.

// The ability to engineer the space of your dreams. //





### **St. Neots Windows & Conservatories**

#### **Factory & Showroom**

1 Little End Road  
Eaton Socon, St Neots  
Cambridgeshire PE19 8JH

**Tel: 01480 407711**

### **Concept Windows (Herts)**

#### **Showroom**

19 Station Road  
Letchworth  
Hertfordshire SG6 3BB

**Tel: 01462 484100**

# **Visit us: [www.stneotswindows.co.uk](http://www.stneotswindows.co.uk)**

To see how Safechoice conservatories can extend and add value to your property.

Correct at time of going to press March 2014.  
We reserve the right to make changes to  
specification, system or product details.

