

AVISTA[®]

EXTERIOR



Designed to bring
surfaces to life



be
inspired

Finish: Resurfacing and Stencil
Stencil Pattern: Large Tile
Base Colour: Cream
Fleck Colours: Lite Mocha and White

TRANSFORMATION STARTS AT THE SURFACE

The world of surfaces has changed forever. With solutions for new and existing concrete surfaces, Avista offers the best in design options to reinvigorate your home environment.

New Surface

Your options are endless with new concrete. Decorative concrete can assume any shape, design, texture and pattern. With new concrete, you are starting from a clean slate and have a wide range of options to create the perfect finish for your home. For external projects, the main applications are Stamped Impression, Stencil Pattern and Coloured Concrete.

Existing Surface

If you have an existing concrete space which needs rejuvenating, concrete resurfacing is a flexible and cost effective option, with a range of colours and finishes to choose from. Resurfacing is ideal for restoring tired looking concrete areas, driveways and paths, or complementing your new space with a fresh, contemporary look.



WHAT'S YOUR STYLE?



Tips

▲ Look at driveways in your neighbourhood to get an idea of the style that appeals to you. You can mix and match colours and patterns to create your own unique look.

▲ Choose colours to complement the existing colours around your home such as the bricks, roofing, garage door or fencing.



Call our
Customer
Service Team on
1800 801 108
for more information.
www.avista.com.au

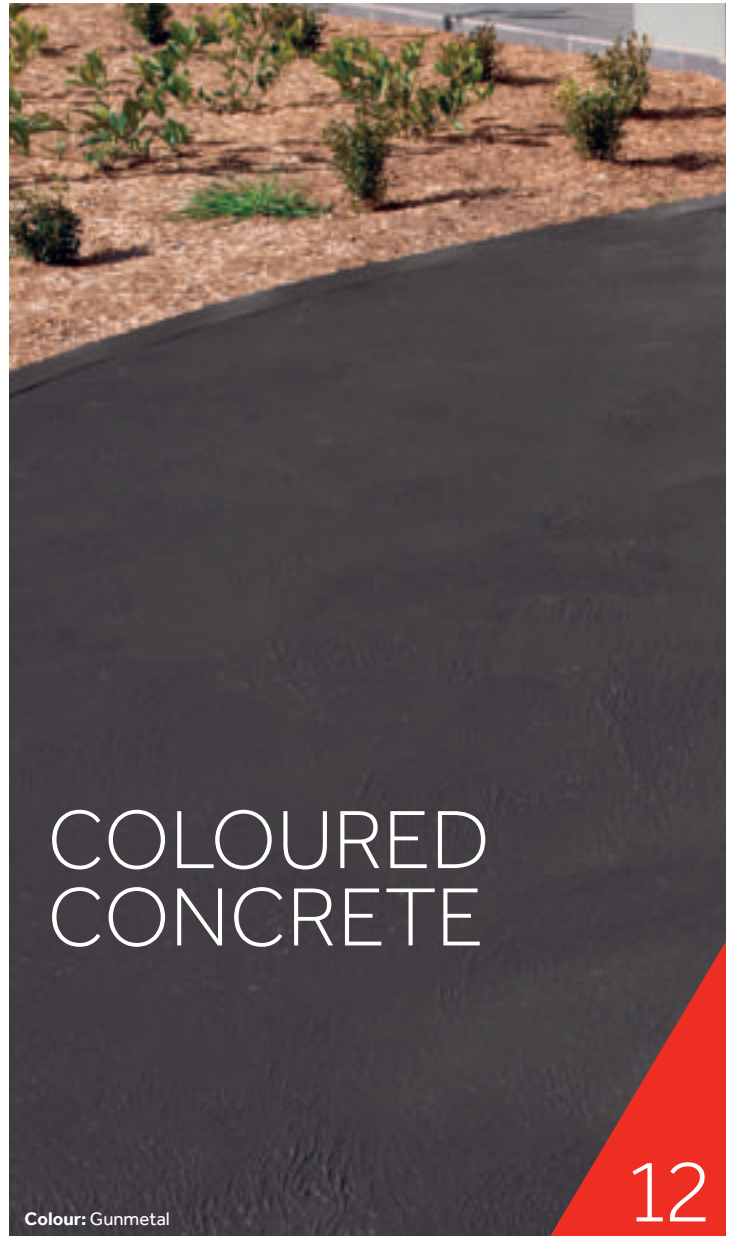


STAMPED IMPRESSION

Pattern: Walkway Slate
Colour: Sandy Belge

10

▲ Consider the position or direction your home faces. North facing areas will have strong sunlight throughout the day whilst south facing areas will be dimly lit.



COLOURED CONCRETE

Colour: Gunmetal

12

▲ Remember that colours under direct sunlight will always appear lighter. Don't be afraid to choose darker tones.

RESURFACING

Changing the face of concrete

Transform your existing concrete surfaces to a designer finish. With concrete resurfacing you can add colour, patterns and detailed designs to your existing concrete surfaces. It is ideal for rejuvenating your driveway, outdoor entertaining areas, steps, paths and patios. There is a huge variety of colour combinations and patterns available including the popular fleck spray which allows you to customise the colour and finish to suit your home.



Finish: Resurfacing
Colour: Cream
Border Colour: Charcoal

Resurfacing at a glance

Resurfacing can be used over existing or new concrete but is ideal for rejuvenating old tired grey concrete for a fraction of the cost of concrete removal and replacement. Avista's resurfacing system is a spray on or trowel applied cement-based compound around 3mm thick which bonds to existing concrete and provides a durable and abrasion-resistant textured finish. The concrete being resurfaced must be structurally sound and at least 28 days old. Resurfacing is a fast and effective way to add appeal to your home.



▲ Complement the look of your home by using a base colour and then applying a different coloured fleck coat on top to create a stylish and unique look.



STENCIL PATTERN

Create your own look

Stencil Pattern concrete is a hard-wearing and practical option which allows you to create a range of finishes through applying colours and patterns to freshly laid wet concrete or resurfaced concrete. The finished job has the attractive look of pavers, cobblestone or brick for a fraction of the price. There are a multitude of colour and pattern options which allow you to create just the right look for your home.



▲ Laying the stencil at a 45 degree angle allows you to achieve a different look. Ask your applicator about your options with the various patterns available.



EUROPEAN FAN
GUNMETAL




BRICK
CHESTNUT



ANTIQUE TILE
FRENCH GREY



BUSHROCK
SANDY BEIGE

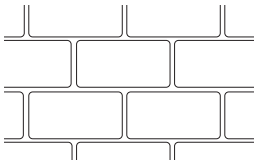


ASHLAR SLATE
CHARCOAL




RUSTIC BRICK
LIGHT TERRACOTTA

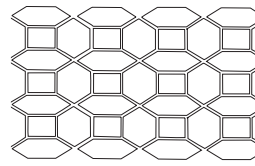
Stencil Patterns



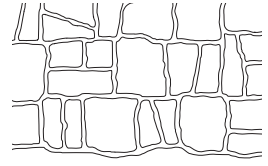
BLOCK
Brick Size 398 x 192mm




RUSTIC BRICK
*Brick Size 230 x 140mm



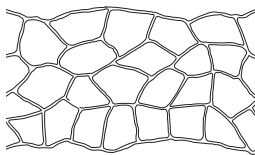
MEDITERRANEAN
Rectangle 172 x 116mm



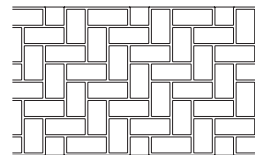
CONVICT BRICK
*Brick Size 240 x 237mm



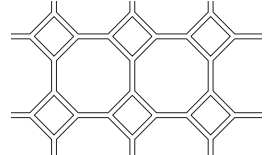
BRICK
Brick Size 226 x 105mm



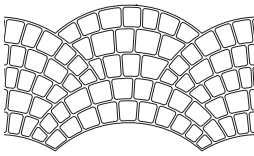
BUSHROCK
*Brick Size 230 x 225mm



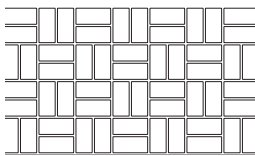
CLASSIC HERRINGBONE
*Brick Size 195 x 90mm




10" DIAMOND TILE
Tile Size 262 x 262mm,
Diamond Size 100 x 100mm



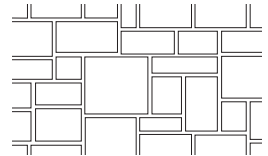
EUROPEAN FAN
*Brick Size 130 x 100mm



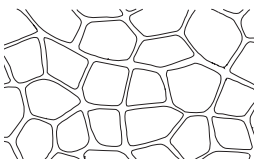
BASKET WEAVE
Brick Size 195 x 90mm



8" QUARRY TILE
Tile Size 195 x 195mm



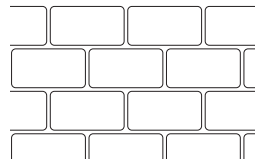
ASHLAR SLATE
*Brick Size 257 x 155mm



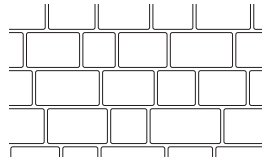
FLAGSTONE
*Brick Size 250 x 180mm



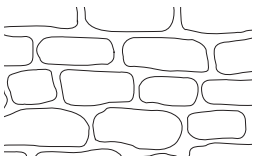
KEYSTONE
*Brick Size 200 x 150mm




REGAL TILE
Tile Size 267 x 138mm



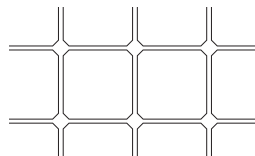
RANDOM BLUESTONE
*Brick Size 197 x 140mm



ENGLISH COBBLE
*Brick Size 300 x 100mm



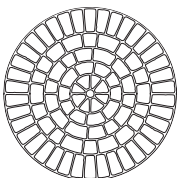
COBBLESTONE
*Brick Size 235 x 126mm




ANTIQUÉ TILE
Tile Size 264 x 264mm



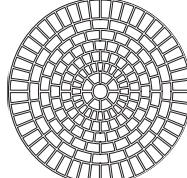
LARGE TILE
Tile Size 264 x 264mm



COBBLE ROSETTE
Diameter 1.6m
*Brick Size 165 x 78mm



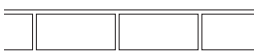
STAR COMPASS
Diameter 1.6m (N.S.E.W
Letters Available)



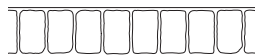
ROSETTE
Diameter 0.9m/1.6m



KEYSTONE HEADER
*Brick Size 180 x 100mm



EDGE BRICK HEADER
Brick Size 225 x 105mm



COBBLE HEADER
Brick Size 195 x 130mm



**BRICK HEADER
(SOLDIER COURSE)**
*Brick Size 195mm x 105mm



LARGE TILE HEADER
Brick Size 265 x 265mm

(*) = sizes within the stencil pattern may vary, therefore the average size is an indication only.

STAMPED IMPRESSION


Makes an impression that lasts

Stamped Impression concrete allows you to recreate the distinctive effect of slate, stone, tiles or even timber around your home. The patterns are stamped into the wet concrete when it is poured and colour is also added. Choose from a range of contemporary and traditional patterns combined with a wide range of colours to create that stylish finish for your home. Add that extra wow factor by combining colours to create a two toned appearance.




▲ Create a two-toned appearance by combining colours. Select a base colour and different colour release agent to achieve a greater depth of colour to the finish.

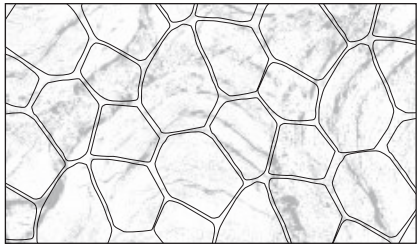
Stamped Impression Patterns



REGAL



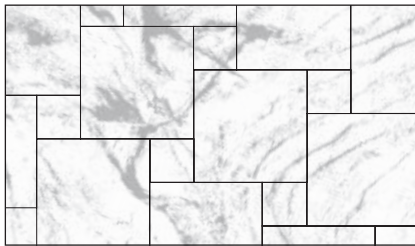
WALKWAY SLATE




BUSHROCK
(CRAZY STONE)



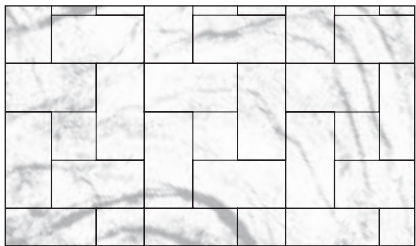
LONDON COBBLE



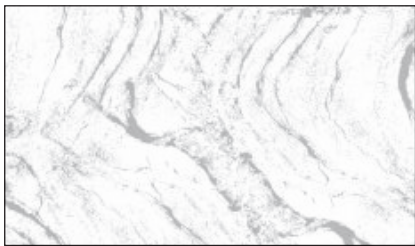
FLAGSTONE




TIMBER DECK




FLEMISH




SEAMLESS




ASHLAR SLATE



BRINDABELLA



ANTIQUE BRICK STRAIGHT BORDER



ANTIQUE BRICK CURVED BORDER

COLOURED CONCRETE

Attractive, durable and simple

Coloured Concrete is an economical and practical way to blend your concrete surfaces with the colours around your home. The range of natural colours can be used in stencilled, stamped and plain concrete surfaces. The colour is achieved by working an oxide hardener into the surface of freshly laid wet concrete. This not only provides a strong even colour but also strengthens the surface to provide more resistance to chipping and scratching than plain uncoloured concrete.



Colour: Charcoal

SEALERS & MAINTENANCE

Protecting your new or existing surface

Your new or resurfaced concrete surface is coated with a sealer to help produce an attractive surface that is easier to clean and maintain. The sealer works by blocking the pores of the concrete and providing a protective layer that helps stop dirt becoming ingrained and reduces colour fading. However, sealers will wear over time and so to keep your concrete surfaces looking great, they should be resealed every 2 years. Avista has a range of concrete sealers to meet your needs.



Sealer Primer

- Primer for solvent based concrete sealers
- High penetration and adhesion
- Solvent-based
- Clear primer
- Sizes 4L, 20L

Slip Reducing Additive

- Add to sealers to reduce slip resistance on sealed surfaces
- Disperses evenly though sealer



General Purpose Sealer

- Durable protective clear coating for driveways and paved areas
- Enhances the natural colour of the surface
- Good marking resistance
- Solvent-based
- Available in Matt and Semi Gloss finishes
- Sizes 4L, 20L



Extended Wear Sealer

- Highly durable protective clear coating for driveways and paved areas
- Protects from dirt, oil and fuel
- Excellent marking resistance
- Solvent-based
- Semi Gloss finish
- Sizes 4L, 20L



Waterbased Sealer

- Durable protective clear coating for driveways and paved areas
- Low odour and water wash up
- Fast drying
- Water-based
- Semi Gloss finish
- Sizes 4L, 20L



Tintable Sealer

- Tintable protective coloured coating for driveways and paved areas
- Must be mixed with 1 litre of Avista Sealer Colour Tint
- To recolour or refresh concrete surfaces
- Solvent-based
- Semi Gloss finish
- Size 20L (Base 19L and Tint 1L)

Maintenance Tips

To keep your sealed surface looking good for longer

- ▲ Sweep regularly to avoid excessive dirt ingress.
- ▲ Keep surface clean by using a general purpose cleaner. Avoid acid, solvent and chlorine-based cleaners.
- ▲ If an oil spill occurs, stop spreading by quickly covering with absorbent material.
- ▲ Tyre marks can be removed using Avista Tyre Mark Remover.

Caution: It is NOT recommended to use sealers on smooth concrete surfaces as it may cause the surface to become slippery when wet.

COLOURS


Available in Resurfacing and Coloured Hardener.



WHITE ▲



SANDY BEIGE



MERINO




LATTE




CREAM



SANDSTONE



LITE MOCHA



CHESTNUT



DESERT SAND



COFFEE



LIGHT TERRACOTTA



DARK TERRACOTTA



BRICK RED



BURGUNDY



CHOCOLATE



OUTBACK RED



BRAZIL NUT



BLUEGUM ▲



SILVER SANDS ▲



PEARL LUSTRE ▲




FRENCH GREY



BLUESTONE



GUNMETAL




CHARCOAL



GRANITE



DARK CHARCOAL



SLATE GREY




JET BLACK

▲ Not available in Colour Hardener


Approximate matches for these colours are available in Coloured Sealer. Please refer to the separate Avista Colour Sealer colour chart.

Flecks for resurfacing

These are just a few of the colour combinations available. Speak to your contractor about a colour scheme to suit your home.



CREAM WITH LITE MOCHA
AND WHITE FLECKS



MERINO WITH CHARCOAL
AND BLUEGUM FLECKS




FRENCH GREY WITH GUNMETAL
AND WHITE FLECKS



SILVER SANDS WITH CHARCOAL
AND WHITE FLECKS



LITE MOCHA WITH SLATE GREY
AND CHARCOAL FLECKS



CHESTNUT WITH GUNMETAL
AND SILVER SANDS FLECKS



BLUESTONE WITH BLACK
AND SILVER SANDS FLECKS



GUNMETAL WITH FRENCH
GREY FLECKS

Release Agents for Stamped Concrete



COFFEE



LIGHT TERRACOTTA



CHOCOLATE



CLEAR
Only available in liquid



BLUESTONE



CHARCOAL



BLACK

FAQ

How do I find a contractor for my job?

Call our Customer Service team on 1800 801 108 to find a contractor in your area.

Can I resurface a new concrete slab?

Yes, as long as it has cured for at least 28 days.

Is Resurfacing expensive?

Resurfacing an existing concrete surface is usually more cost-effective than replacing it with new concrete. Rates generally vary from \$40-\$60 per square metre depending on preparation required and style/design specified.

How long does Resurfacing take?

It will normally take 2 days to resurface and seal an average size driveway.

How do I know when my driveway needs to be resealed?

If your pavement looks faded, patchy or dull when dry but appears ok when wet, it is time to reseal. Apply the appropriate Avista sealer to properly prepared and dry surfaces as per the label instructions.

Colours shown in this brochure are intended as a guide only. As the ingredients within the products are derived from natural sources, colours may vary from batch to batch. Variations in colour and shading may also occur depending on the job conditions, chosen texture and finishing practices employed by your concrete contractor.

Call our Customer Service Team
on 1800 801 108 to get more
information on Avista products
or to find a contractor in your area
www.avista.com.au



Front Cover
Finish: Resurfacing
Base Colour: Bluestone
Fleck Colours: Black and Silver Sands

©Avista is a registered trade mark.

Avista
1956 Dandenong Rd.,
Clayton VIC 3168
ABN 80 069 961 968

Distributed in New Zealand by: Concrete Plus Limited
23 Watts Rd Sockburn 8042 Telephone: 03 343 0090

Colours shown in this brochure are intended as a guide only. As the ingredients within the products are derived from natural sources, colours may vary from batch to batch. Variations in colour and shading may also occur depending on the job conditions, chosen texture and finishing practices employed by your concrete contractor.