

# FIBERCRAFT®

Premium & Pro Composite Entry Doors



GLASS★CRAFT®  
DOOR COMPANY

# AWARD-WINNING, PATENTED FIBERCRAFT DOORS

## How To Use This Catalog

This catalog offers pictures and descriptions of GlassCraft's entire offering of our award-winning FiberCraft series doors. To quickly and easily find additional information for individual doors, such as pricing or door options, scan the QR Code at the bottom of each page with your phone or tablet. This action will take you directly to the on-line catalog page that you scanned, and this page has additional product information. Alternatively, you can access this catalog page on our web site with your computer.

Either way, as you access the on-line version of this catalog, you may click any individual door image, which will then open additional windows listing pricing, door options, available colors and sizes, prehang information, etc. for each door.

## Why Choose a FiberCraft Composite Door

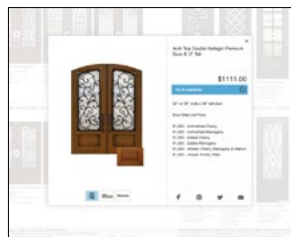
The primary reason is appearance. GlassCraft's composite doors look like real wood. No other fiberglass composite door has a more distinguished detail, a more refined tactile surface, or simply a more carefully crafted appearance than GlassCraft's Artisan and Estate finished fiberglass doors. Plus it is an environmentally friendly product and offers many options for customization to suit customer requirements. FiberCraft also offers an extensive selection of designs, including many unique options. See the multiple benefits of a FiberCraft entry door below.

## Accessing The Catalog



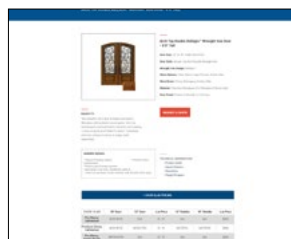
### Step 1

Scan the QR Code at the bottom of the catalog page with your Mobile device. The online version of that page pops up.



### Step 2

Click on the + sign to get a quick pricing overview. From this page, click on More Details button to view the details page.



### Step 3

View the detailed product page with info on options, pre-finishing, door slab and prehung pricing.

## The Benefits of GlassCraft's FiberCraft Doors

- Authentic and Realistic wood grains
- Patented CFC-Free "green" polyurethane BioFoam® core
- Patented Award-Winning Low VOC and HAP-free finishing process
- Patented Artisan door distressing process
- Patented real handmade external wrought iron grille options
- Patented GBG grille options
- High resistance to extreme temperature fluctuations
- Doors and sidelite frames will not rot, warp, split or crack
- Full-size doors for replacement in your current home
- Limited lifetime warranty for Premium Series
- Impact tested and approved entry configurations
- Energy Star® qualified for a variety of door configurations
- Composite pre-hung entry options with transoms and sidelites
- Rustic door options with speakeasies, straps and clavos
- Solid reinforced stiles from top to bottom eliminating thermal deflection for Premium Series doors
- Unique Composite Dutch Door options available

All photos, drawings, and product designs are copyright ©1982–2019 GlassCraft Door Company, Houston, Texas. Designs including the Barcelona, Bellagio, Brazos, Cantania, Casablanca, Charleston, Courtlandt, La Salle, Marsala, Marbella, Renaissance, St. Charles, Valencia, Versailles, Warwick are all registered copyright designs. Barcelona, Brazos, Cantania, Casablanca, Courtlandt, La Salle, Portobello, Charleston, Remington, Marsala, St. Charles, GlassCraft, GlassCraft Door, GlassCraft.net, and the GlassCraft logo are all registered trademarks. Any duplication without specific written authorization from GlassCraft Door Company is strictly prohibited. © 2019 GlassCraft Door Company. All rights reserved.

# The FIBERCRAFT PRO SERIES AND PREMIUM SERIES


## Two Series of FiberCraft Doors to Choose From

Available are two different FiberCraft Door Series: the PRO-SERIES and the PREMIUM-SERIES. The **FiberCraft Pro Series** includes a 5-year warranty on both the door and the finish performance. This door features a high-definition Cherry wood grain on both 6'8" and 8'0" tall doors with a rot-free composite bottom rail, and lock-blocks on both door edges. The Pro Series is available with all Estate wood finish options. The Pro Series cherry doors look virtually identical to the Premium Series cherry wood grained doors, but at a lower price.

**FiberCraft Premium Series** doors are the strongest, best-built fiberglass composite doors available. These doors include a lifetime warranty on the door slab and a 5-year warranty on the door finish. They are constructed with full length, full width door stiles built into BOTH long side edges of the door to virtually eliminate thermal warping and deflection in cold weather. Plus this method adds significant strength to the door. These door stiles are produced using an LSL Laminated Strand Lumber beam made from sustainable Aspen timber, and they use our patented BioFoam door core — both are green innovations that provide a strong, high-performance door. This Premium Series is available with all Estate and Artisan door finish colors and wood grains.

Visit [www.glasscraft.com](http://www.glasscraft.com) for warranty details.

BENEFITS	GlassCraft Premium Series	GlassCraft Pro Series	Other Door Brands
High-Definition wood grains	✓	✓	?
Plant-based 3 lb. density urethane bio-foam	✓	no	no
Standard 2-pound density urethane foam	not needed	✓	✓
Water-blown foam	✓	✓	?
Reinforced Stiles on both door edges	✓	no	no
Lock blocks on both door sides	not needed	✓	no
Composite rails to eliminate moisture	top and bottom	bottom only	no
Solvent-free finishing system	✓	✓	no
Very low VOC finishing process	✓	✓	no
No HAPs emitted in finishing	✓	✓	no
Low toxicity MDI used in production	✓	✓	no
No Styrenes in foam or finishing	✓	✓	no
Dutch doors available	✓	no	no




### Pro Series

- A** Bottom Rail is made from composite material and is rot-resistant and waterproof.
- B** Wood stiles with lock-blocks used on BOTH door edges for strong mounting of door hardware on either right or left side of door. Top rail is made of wood.
- C** The core of the door is filled with a 2-pound density urethane foam for good insulation performance.
- D** Award-winning Estate prefinish options provide the most authentic wood grains. These prefinish options utilize a water-based process that emits zero hazardous air pollutants.
- E** The fiberglass reinforced door skin exactly imitates highly detailed wood door grains for a high-definition wood appearance.

### Premium Series

- A** Top and Bottom Rail utilizes 100% recycled composite content and is completely rot-resistant and waterproof.
- B** LSL Laminated Strand Lumber stiles used on BOTH door edges virtually eliminate the potential for warping, and provide a secure mounting for door hardware on either door edge.
- C** The core of the door is filled with patented BioFoam®, a unique insulating foam produced utilizing plant-based oil sources. This 3-pound foam is 50% more dense than Pro-Series.
- D** Award-winning Estate & Artisan prefinish options provide beautiful authentic wood grains. These prefinish options utilize a water-based process that emits zero hazardous air pollutants.
- E** Both door edges are constructed using hard-rock maple for screw holding strength and beauty.
- F** The fiberglass reinforced door skin exactly imitates highly detailed wood door grains for a high-definition wood appearance.



## FiberCraft Door Sizes and Heights

FiberCraft Premium and Pro doors are made to the full-size widths as listed in this catalog, and are constructed to industry standard heights of **79-1/4" for 6'8" doors and 95-1/4" for 8'0" doors**. Full height doors are available for most Premium Series door styles at an extra charge — please inquire.

# 12 FIBERCRAFT WOOD GRAIN TEXTURES

## Select from different wood grain textures and door panel profiles

Choose from one of the following 4 wood grains, each available in 3 finish-texture levels — for a total of 12 unique options. Different door profiles offer different wood grain choices and different panel profiles — these options are shown below. Premium Artisan Collection wood grains are available with a factory prefinish only. Estate Collection wood grains are available unfinished or with a factory prefinish.


### CHERRY



Estate Cherry wood grain and panel profile available unfinished or prefinished




Artisan Antique Cherry grain and panel profile available prefinished only




Artisan Distressed Cherry grain and panel profile available prefinished only


### KNOTTY ALDER



Estate Knotty Alder wood grain and panel profile available unfinished or prefinished




Artisan Antique Knotty Alder grain and panel profile available prefinished only




Artisan Distressed Knotty Alder grain and panel profile available prefinished only


### MAHOGANY



Estate Mahogany wood grain and panel profile available unfinished or prefinished




Artisan Antique Mahogany (shown with Craftsman Door panel) available prefinished only



Artisan Distressed Mahogany wood grain and panel available prefinished only

### FIR



Estate Fir Craftsman/Shaker panel and wood grain available unfinished or prefinished



Artisan Antique Fir panel and wood grain available prefinished only



Artisan Distressed Fir wood grain and panel available prefinished only

# AESTHETICS, SECURITY, SUSTAINABILITY

## Solid and Strong Patented PLUGLESS FRAMES

The Door Lite Frame is the molding assembly that holds the glass in the door. GlassCraft's patented door lite frames are produced using an extruded solid WPC wood-polymer-composite material and are solid (not hollow) for super strength. These frames do not use external fasteners that require frame plugs to hide the screws, but rather incorporate a multi-patented clip system that does not require external screws or frame plugs. This unique frame system allows for the replacement of your door glass should it be damaged or broken. No need to replace the entire door as with other "plugless" frame systems. Plus they are impervious to moisture, and resist damage due to rot and mildew. Strong and secure, these frames are also tested and approved for our Impact-Rated doors and entryways.



Door molding shown at left above does not use unsightly screws to mount the frame on the door. Photo at right shows the patented design of the frame to create a strong and moisture-proof barrier.

## Sustainability and Energy Efficiency - Patented BioFoam

GlassCraft Door Company has taken its product innovation further by incorporating environmentally friendly materials and processes in the production of its fiberglass doors and frames. GlassCraft has been awarded multiple industry honors in recognition of its DuraFinish™ fiberglass finishing system and BioFoam® premium core, both patented technologies that produce better doors in terms of appearance, performance and environmental benefits.



### AWARD-WINNING INNOVATION:

- 1) The DuraFinish™ Fiberglass Finishing System — this patented technology involves the use of water-based finishing instead of solvent-based finishing. Benefits include 100% reduction in Hazardous Air Pollutants, very low VOC, improved air quality in the workspace, superior weatherability and authentic woodgrain appearance.
- 2) BioFoam® Premium Foam Core — an alternative to polyurethane foam that contributes to green building efforts and reduced fossil fuel usage. BioFoam® is a plant-based, formaldehyde-free, water-blown, rigid, closed-cell foam formulated by GlassCraft for use in its FiberCraft® Premium Composite doors. This foam is a giant leap forward in regard to environmental and health benefits, while contributing to the superior performance of GlassCraft's fiberglass doors.

### ENERGY SAVINGS with ENERGY STAR

FiberCraft® composite doors are available with Energy Star Rated options which include solid doors, contemporary doors, speakeasy doors and Craftsman-style doors. U-Value ranges from 0.18 to 0.26 and an SHGC Value ranging from 0.01 to 0.10. These energy efficient doors can help save on energy consumption while providing your home with beautiful door options.

Visit [www.glasscraft.com](http://www.glasscraft.com) for more details.

# THE DIFFERENCE IS IN THE FINISHING: ESTATE & ARTISAN

## Award-winning Premium Composite

Looks so good, you'll think it's wood.®

GlassCraft's Estate and Artisan Finish Collection features the most authentic wood grains and wood appearance unlike any other fiberglass doors in the market. Estate Finish Collection is available on Pro Series and Premium Series doors in all four wood grains. The Artisan Finish is offered on all Premium Series doors in all four wood grains in Antique and Distressed options. Each finish features the beautiful details, warmth and color like that of real wood even up close.

GlassCraft Door Co. has developed an exclusive patented finishing system that applies multiple layers of beautifully colored stains and protective crystal clear UV finish coats while making the process environmentally friendly. Each coat is steeped with ultraviolet UV-inhibitors and enhanced by additional technology to keep your door looking beautiful. This system produces a finish that is unmatched by any other fiberglass door.

GlassCraft Door Company's Estate & Artisan Finishing Process was awarded the Texas Environmental Excellence Award in 2014. In addition, these composite doors won the Window & Door 2014 Crystal Achievement Award for Unique Innovation and the 2014 National Manufacturing Leadership Award for Sustainability.

GlassCraft's factory finish includes a 5-year finish warranty. Visit [www.glasscraft.com](http://www.glasscraft.com) for details.

### Environmentally Excellent prefinishing options with 5-Year Finish Warranty



### Awards, Patents, and Recognition Exceptional Prefinishing

GlassCraft has 18 patents covering our fiberglass composite doors, frames, inserts, wrought iron, GBG grilles, and finishes. GlassCraft uses a unique technology process that authentically reproduces the natural wood grain into a fiberglass door skin. This produces the most authentic fiberglass door skin that "looks so good, you'll think it's wood®".

The unique processes used to create these doors have won several industry and governmental awards, including the 2012 Window and Door Industry's Crystal Achievement Award for Most Innovative Door, the 2014 Texas Environmental Excellence Award by the State of Texas, the 2014 National Manufacturers Award for Sustainability, and the 2014 and 2015 Window and Door Industry's Crystal Achievement Award for Unique Innovation and Most Unique Door Component respectively.



**CRYSTAL  
ACHIEVEMENT  
AWARD  
WINNER**




# THE ESTATE FINISH COLLECTION


## Estate Collection® Finish Options For Pro-Series or Premium-Series Doors

The Estate Collection® Factory Finish options are available for both the Pro-Series and Premium-Series, and maximize the beauty and richness of our real Mahogany, Knotty Alder, Fir and Cherry woodgrains by utilizing a long-lasting, multi-layered and multi-colored UV Finish process. This 10-step finish process combines multiple coats of stains and a clear Ultra Violet UV topcoat to preserve the beautiful appearance of your door. This process provides natural and authentic wood grain and color finish on a fiberglass/composite door that has been designed to last.

Any of these four Estate Collection finish colors (shown at right), is available on any wood-grained door listed in this catalog. These colors are not available on smooth doors without a wood grain.




Close up of Knotty Alder wood grain with Estate Mocha finish.




MOCHA



SMOKE GREY



CRANBERRY



CHESTNUT

Use your cell phone camera  
or QRC scan app to **SCAN**  
for **Finish Pricing**>



# ARTISAN ANTIQUE FINISH COLLECTION for Premium-Series

Enjoy all the charm and character of real wood doors without all the maintenance. With GlassCraft's award-winning finish system, the Artisan Antique Collection of finishes are not only beautiful, but also long-lasting, with the most authentic wood grains that look like real wood. The Artisan Antique Finish options feature specially formulated antique patinas with depth and richness of color, enhanced with beautiful wood grain patterns.

GlassCraft's patented finish process enhances the stains with long-lasting, multi-layered, and multi-colored UV Finish. This 12-step finish process combines multiple coats of stains and clear UV topcoats with ultraviolet inhibitors to preserve the beautiful appearance of the door.

All colors shown on these pages are available on all Premium composite doors with a wood grain. Not available on smooth doors without a wood grain or on any Pro-Series doors.

Available on Premium-Series doors in four wood grains: Antique Mahogany, Antique Knotty Alder, Antique Fir, and Antique Cherry. Please note: the photos on this page and throughout this catalog offer an indication of the actual appearance of the colors, but due to variations in the texture, grain pattern, and colors used in this hand-finished process, the actual appearance may vary.



Shown with Artisan Antique finish with Knotty Alder wood grain. Features nuanced wood colors and rich undertones produced by GlassCraft's award-winning prefinishing system.



Close-up of Artisan Antique Laurel Grey finish.

## Artisan Antique Finishes & Color Description:



- Pecan Antique - Lighter than Weathered Saddle and darker than Gunstock, features rich caramel undertones.
- Gunstock Antique - Features warm golds and browns, deep umber and ochres.
- Weathered Saddle Antique - Deep rich ambers with warm honey highlights and dark umber streaks.
- Rosewood Antique - A deep mocha with subtle ruby streaks and a black glaze.
- Espresso Antique - A dark grey/black with coffee undertones.
- Onyx Antique - Very dark grey with a hint of a cool brown.
- Midnight Grey Antique - True dark; lighter than Espresso without the coffee highlights.
- Sable Grey Antique - A medium/dark grey with a sable brown tint.
- Laurel Grey Antique - A medium/dark grey with slight cool green undertones. Shown at left.



“Looks so good, you’ll think it’s wood.”®

## Artisan Collection® Antique Finishes for Premium-Series Doors

---



Use your cell phone camera  
or QRC scan app to **SCAN**  
for Finish Pricing >



# ARTISAN DISTRESSED FINISH COLECTION for Premium-Series

A GlassCraft exclusive — the Artisan Distressed Finish options feature a patented process to beautifully create high-definition distress marks and enhanced wood grain patterns to simulate old, antique doors. Scuffs and scratches, wood checks and cracks, worm holes and wear marks at randomly applied to the surface of the door. These marks are then enhanced with our patented finish process to create the perfect shabby-chic entryway statement!


This finish process enhances the stains, grains, and distress marks with long-lasting, multi-layered, and multi-colored UV Finish. This 12-step finish process combines multiple coats of stains and clear UV topcoats with ultraviolet inhibitors to preserve the beautiful appearance of the door.

All colors shown on these pages are available on all Premium Series composite doors with a wood grain. Not available on smooth doors without a wood grain or on any Pro-Series doors.

Available on Premium-Series doors in 4 wood grains: Artisan Distressed Mahogany, Artisan Distressed Knotty Alder, Artisan Distressed Fir, and Artisan Distressed Cherry. Please note: the photos on this page and throughout this catalog offer an indication of the actual appearance of the colors, but due to variations in the texture, grain pattern, and colors used in this hand-finished process, the actual appearance will vary.



Artisan prefinishing with Distress marks is perfect for achieving authentic rustic details. The faux mortise and tenon pegs are standard on Artisan Distressed Craftsman doors, as shown in the inset photo above.



Close-up of Artisan Distressed Pecan finish.







- A** Patented Artisan finish with richness and depth of color similar to the nuanced colors of real wood. Looks and feels like real wood!
- B** Realistic wood patterns to mimic the natural characteristics of Cherry, Fir, Knotty Alder, and Mahogany wood.
- C** Optional V-Grooved detail for an authentic rustic look.
- D** Authentic Distress marks using patented laser technology.



“Looks so good, you’ll think it’s wood.”®

## Artisan Collection® Distressed Finishes for Premium-Series Doors

---



Use your cell phone camera  
or QRC scan app to **SCAN**  
for Finish Pricing>



# DECORATIVE IRON DOOR STRAPS & CLAVOS

## Wrought Iron Straps Series



28" Williamsburg Hinge Strap **HS3** Antique Black




28" Canterbury Hinge Strap **HS4** Antique Black



28" Madrid Hinge Strap **HS1** Antique Black



28" Florentine Hinge Strap **HS2** Antique Black



- |   |  |   |
|---|--|---|
| A | 6" L Strap - <b>CS1</b> Antique Black      | (use for top or bottom rail on R or L side of door) |
| B | 6" L Strap - <b>CS4</b> Antique Black      | (use for top or bottom rail on R or L side of door) |
| C | 6" Arched Strap - <b>CS2</b> Antique Black | (use on the top cross rail of 2 panel door)         |
| D | 6" Arched Strap - <b>CS5</b> Antique Black | (use on the top cross rail of 2 panel door)         |
| E | 12" T Strap - <b>CS6</b> Antique Black     | (use on a door mid rail)                            |
| F | 12" T Strap - <b>CS3</b> Antique Black     | (use on a door mid rail)                            |

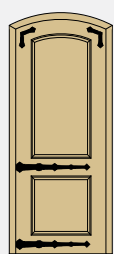
### Sample Combinations of Straps



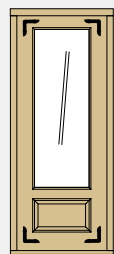
**3 Door Straps**  
Fits 2-panel and plank doors.



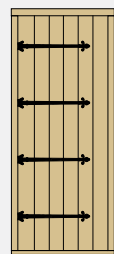
**2 Door Straps + 1 T Strap**  
Fits 2-panel or plank doors. (Latch mounts opposite T-Strap)




**2 Door Straps + 2 Arched Corner Straps**  
For 2-panel arch top or plank arch top doors.



**4 Corner L Straps**  
For use on all square top doors.



**4 Door Straps**  
For plank doors only.



## Decorative Clavos Series

Use these decorative "clavos" or door nails for installation onto the face of the door to give it a rustic or antique look. Clavos can be mounted on the interior or exterior or both sides of a door, and they may be used with or without the door straps shown at left. These are hand-cast and handmade and therefore vary slightly.



**1 1/2" Square**  
**CLS15BL** Antique Black



**1 1/8" Square**  
**CLS1BL** Antique Black



**1 1/2" Round**  
**CLR15BL** Antique Black



**1 1/8" Round**  
**CLR1BL** Antique Black



**1 1/2" Square**  
**CLSB15BL** Antique Black



**1 1/2" Square**  
**CLSD15BL** Antique Black



**2" Star**  
**CLST2BL** Antique Black



**1 1/2" Flower**  
**CLF15BL** Antique Black



**1 1/2" Round**  
**CLRD15BL** Antique Black



**1 3/4" Triangle**  
**CLT175BL** Antique Black



Use your cell phone camera or QRC scan app to **SCAN** for More Information >

# PRE-HUNG OPTION & ADVANTAGES

## PRE-HUNG ALL-COMPOSITE ENTRYWAYS WITH CONTINUOUS SILL



### PRE-HANG OPTION

GlassCraft doors in this catalog can be ordered as pre-hung door units. Drawings and part numbers for available configurations of pre-hung doors are shown via our online catalog.

All entryway configurations (except Impact rated units) available for FiberCraft doors include "continuous" one-piece sills. This means that the bottom sill or threshold is made from one continuous piece of threshold material which adds strength and prevents leaking under the entryway. This assembly design is especially important with configurations that include 1 or 2 sidelights. Other manufacturers may produce this entry configuration using a "boxed" construction method with separate sills for each sidelight.

GlassCraft uses a 1-piece sill construction method for reinforced strength and enhanced appearance.

## PRE-HUNG COMPONENTS

Standard Pre-hung entryways include the following:

- 4-9/16" Jamb Legs
- Header
- Standard Sill
- Hinges
- Weatherstrip
- T-Astragal (where applicable)
- Flush Bolt (where applicable)
- Mull Posts (where applicable)

Optional Pre-hung components at extra charge:

- 6-9/16" Jamb Legs
- Brick Mold
- Endura Sill
- Door Sweep
- Door Bore
- Strikejamb Reinforcement
- Construction Doors

Use your cell phone camera  
or QRC scan app to **SCAN**  
for More Information>



# FIBERCRAFT PRE-HUNG DOOR OPTIONS

## All-Composite Components

GlassCraft Premium Series and Pro Series Fiberglass Composite Doors in this catalog can be ordered as a pre-hung door unit. Configuration drawings and pricing for pre-hung doors are available via our online catalog. GlassCraft uses our exclusive all-composite material in all FiberCraft pre-hung entryways. This WPC (wood polymer composite) material resists decay and rot, is impervious to weather, and will not crack or split like wood jamb legs. All jamb legs, headers, brick mold and sills utilize composite materials and no wood parts are used in the pre-hang components.

Standard pre-hung units include 4-9/16" wide jamb legs, jamb header, adjustable threshold, weatherstripping, plus 3 ball-bearing hinges on 6'-8" tall doors and 4 ball-bearing hinges on 8'-0" tall doors, brick mold, plus T-astragal (for double doors), and mull post and flush bolts (where needed and applicable). Pre-hung unit options include door sweep, brick mold, 6-9/16" wide jamb, Endura or ADA sills, StrikeJamb reinforcement, and door boring for hardware.



Unfinished in tan color. Easily paintable and stainable composite jamb material.



Prefinished and shown with detailed wood grains. Composite jamb material will not rot, warp, split or crack.

## Composite Transom Options

Transoms are available with Decorative Glass, GBG, Divided Lite, and Clear & Privacy glass options. Transoms are available in direct-set configurations only (no sash around the glass). Each transom is available in varying widths, depending upon the door or door and sidelite configuration below the transom. Transoms are made with GlassCraft composite jamb system and can be stained or painted.

## Composite Door Frames with STRIKEJAMB™

All FiberCraft pre-hung doors are available with a steel-reinforcement StrikeJamb™ as an option. Pre-hung units include jamb legs, T-astragal (for double doors), standard sill, header, weatherstripping, and adjustable threshold, plus 3 ball-bearing hinges on 6'-8" tall doors and 4 ball-bearing hinges on 8'-0" tall doors.

The StrikeJamb™ reinforcement can be installed on the lock side jamb leg for safety and security. This plate reinforces the jamb leg, and allows the dead bolt and the handleset bolt to throw so that the bolts extend through the corresponding holes in the steel reinforcement plates. In addition, long mounting screws should be used with this StrikeJamb, these screws extending through the jamb leg, then through the steel plate, and finally into the wall studs.




Image at right shows the reinforcing plate from the back jamb leg side. This metal plate is hidden from view after installation.



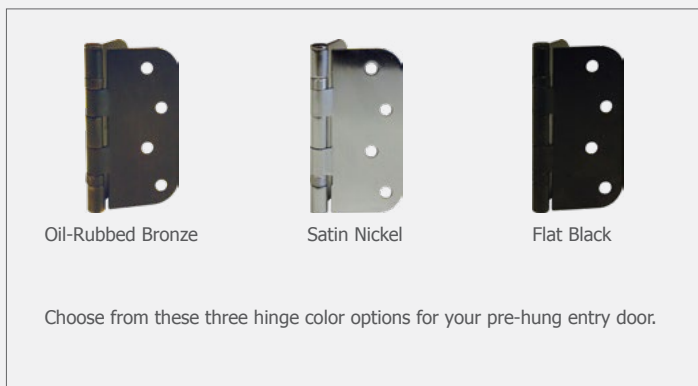
# PRE-HUNG OPTION & ADVANTAGES

## Sill and Sill Color Options

All standard pre-hung exterior door units use adjustable composite sills that help prevent water penetration, rotting, warping, and discoloration. Our standard adjustable composite sill includes a peel-off protection film which protects the sill during the house construction, and is made from 100% composite and aluminum materials. The "adjustable" feature allows the top of the sill to be adjusted with a screwdriver to match the correct height required for the bottom of the door. Optionally, you may select the Endura® Brand adjustable composite threshold or an ADA threshold. The ADA threshold is approved for use with wheelchairs. ADA sills are 5" x 1/2" or 7" x 1/2". The Endura Z-Series Sill System (for an extra charge) provides a walnut colored sill cap, the adjustable feature, and a hard plastic protective construction cover.



## Hinge Color Options



All pre-hung 6'-8" tall units use three 4-inch ball-bearing hinges, while 8'-0" tall units use four hinges. Choose from the three hinge color options shown at left for your pre-hung entry door unit: Oil Rubbed Bronze, Satin Nickel or Flat Black.

# PRE-HUNG IMPACT and WINDSTORM RATED DOORS

## Impact Rated and Coastal Windstorm Approved

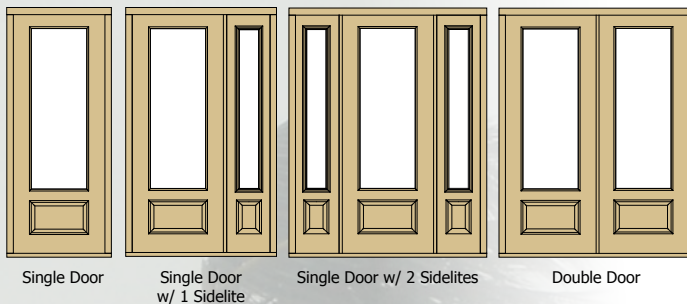
Protect your family and your home with GlassCraft's Impact Rated and tested doors. Look for doors and entryways with the Impact logo shown below to ensure a high level of safety and security against break-ins and weather related impacts. Doors and entryways with this designation are available at an additional cost. To be approved by building inspectors for use in coastal areas, the unit must be ordered from GlassCraft as an assembled Windstorm-Impact Approved entryway.

GlassCraft Premium Fiberglass Composite doors and entryways have been evaluated for compliance and are approved for installation in designated catastrophe areas along the Florida and Texas coastal areas when installed as required and as specified in the International Residential Code (IRC) and the International Building Code (IBC). Both 6'8" tall and 8'0" tall entryways have been certified in a variety of entryway configurations, including single doors, double doors, single doors with 1 or 2 sidelites. Solid doors, Speakeasy doors, and doors with glass have been approved with in-swing configurations.

### 50 DP Rating Available for Select Impact & Windstorm Tested Composite Doors.

Visit [www.glasscraft.com](http://www.glasscraft.com) for complete information on DP Ratings, approval numbers and availability for Impact tested product configurations.

### Available Impact Configurations



Available Impact products include the Impact Logo at the bottom of the individual catalog page. All pre-hung units shown include the use of composite jamb materials — no wood parts are used. We also use double jamb legs (no mull posts) between sidelites and the door, and a continuous sill.

**Prefinished Composite Pre-hang Entryways:** The 4 entry configurations shown are available professionally prefinished to match our fiberglass doors. Refer to pages 7-11 for factory finish color options.

**Composite Components:** Jamb legs, brick mold, "fat boy" mull posts, outside mullion, quarter-round and T-astragals are available. Over 90% of the material used to produce our composite components are produced from recycled plastic and wood. It accepts nails, staples, and screws within 1/2" of edge, and it has a low linear expansion from high or low temperature. Non-splintering, it will not twist and has excellent screw and nail retention. Cuts with any fine-tooth miter saw, and routes out beautifully with little or no chipping or ragged edges. Accepts paint and stain like real wood, and does not need priming.



**Solid Composite Frames:** Offered with Windstorm rated Impact pre-hung units. The composite material used in the door frames and trim is a wood-plastic composite with a wood grain. These "no-rot, no-warp" frames may be stained or painted, and the pre-hung units are available factory finished to match a prefinished fiberglass door. "Impact" rated pre-hung units are approved by the states of Florida and Texas.

**IMPACT Pre-hung "Inswing" and "Outswing" Units:** We can pre-hang the four entryway configurations shown at left using our 3'0" or 2'8" wide and 6'8" or 8'0" tall fiberglass doors and sidelites. These four units are available as both "inswing" and "outswing" units. Pre-hung units include brick mold, door sweep, weatherstripping, and adjustable threshold, plus 4 hinges on both 6'8" and 8'0" doors, and astragals where applicable. IMPACT pre-hung units also include all door lock set and handle set hardware and a multi-point lock system. Please note that the multi-point handleset must include a lever-action model, not a thumb latch.



# MULTI-POINT LOCK SYSTEM

## Added Strength and Security

Increase security and peace of mind with GlassCraft's multi-point lock option with deadlocking tongues built to work with traditional grip hardware. Choose from any of the multi-point handleset trim options shown on the next 2 pages. This multi-point system is activated turning the dead-bolt lock. All 3 locking points are engaged only when the dead bolt is locked by turning the thumb latch.

Our multi-point lock set includes an anti-saw and kick-proof center dead bolt for maximum security and a 90-degree consumer friendly locking operation, so you visually know the door is locked when the dead bolt knob is in the horizontal position. In addition, these multi-point assemblies are produced using heavy-gauge steel with a zinc dichromate finish per ATSM-8633 testing standard. Stainless steel models are available for both 6-8 and 8-0 sizes for coastal installation.

Multi-point lock systems use our standard GlassCraft flush bolts installed on the passive door of a pre-hung double door, which gives the homeowner the option to include dummy handle sets on the passive door with all multi-point lock sets.

Precision-engineered components reduce the need for service calls, providing years of trouble-free service. These multi-point assemblies have been cycle-tested to exceed 300,000 locking cycles. Adjustable strike plates allow for field adjustment during and after installation. The design of these multi point systems allow for right hand or left hand installation with the same part.

GlassCraft provides installation of the 3-point lock mechanism into the door, and installation charges are included in the cost of these lock sets. Installation involves machining of the edge of the door slab, which is performed with CNC machines to ensure precision.

Certain handle sets shown on the next two pages may also be used as traditional one-point systems. One-point lock option includes a standard double bore latch and dead bolt. All hardware is included.

When ordering for double doors, only 1 multi-point lock set is required. You may choose to include a "dummy" handle set on the inactive door for appearance purposes.

### Available options are:


- Standard multi-point assembly for 6-8 door
- Standard multi-point assembly for 8-0 door
- Stainless steel multi-point assembly for 6-8 door
- Stainless steel multi-point assembly for 8-0 door
- Standard 1-point assembly for 6-8 or 8-0 door



Door shown above is a 6-8 premium fiberglass in Cherry wood grain, V-grooves, round clavos and multi-point lock set.



Adjustable Strike Plates in Antique Nickel, Satin Nickel, Stainless Steel, or Oil Rubbed Bronze are included with each handle set.



Close up image of the Multi-point Lock Set with Windsor Handle. Also shown is the multi-point center dead bolt.


# SOLID BRASS HANDLESETS - LEVER LATCH ACTION

## Features & Benefits

- Solid brass, heavy gauge construction with precision-engineered mechanism
- Compatible with multi-point lock system (page 17)
- Available with one-point lock sets for 6'8" and 8'0" (for Windsor, Savoy, and San Jose)
- Dummy lock sets available for inactive door in a double door entryway (no internal mechanism).
- Special PVD coating option on multi-point and dummy locksets (for Satin Nickel Sapphire and Verano)



Multi-point Lever Latch Action Handlesets [on this page](#) are available with Impact Series for use with Impact Rated Doors. (Only Sapphire Satin Nickel handle can be ordered with special coalstal coating for Impact Units.)



Use your cell phone camera or QRC scan app to **SCAN for More Information**



# SOLID BRASS HANDLESETS - THUMB LATCH ACTION

**SAVOY**  
SATIN NICKEL

Exterior Interior

17.0" nominal

Savoyn available in multipoint or a 2-point and a dummy set

**SAVOY**  
ANTIQUÉ NICKEL

Exterior Interior

Trim Plate (top): 3.875" x 2.75"  
Trim Plate (middle): 5" x 2.75"  
Trim Plate (bottom): 3.875" x 2.75"

**SAVOY**  
ORB / BLACK

Exterior Interior

Trim Plate (top): 3.875" x 2.75"  
Trim Plate (middle): 5" x 2.75"  
Trim Plate (bottom): 3.875" x 2.75"

**ZENIA**  
SATIN NICKEL

Exterior Interior

17.5" nominal

Zenias available in multipoint and a dummy set

**ZENIA**  
ORB/BLACK

Exterior Interior

Trim Plate (deadbolt): 3.94" x 2.75"  
Trim Plate (top): 5" x 2.75"  
Trim Plate (bottom): 3.94" x 2.75"  
Total nominal height: 17.5"

**WINDSOR**  
SATIN NICKEL

Exterior Interior

16.25" nominal

Windsor available in multipoint or a 2-point and a dummy set

**WINDSOR**  
ANTIQUÉ NICKEL

Exterior Interior

Trim Plate (top): 3.5" x 2.375"  
Trim Plate (middle): 4.25" x 2.75"  
Trim Plate (bottom): 2.25" x 1.5"

**WINDSOR**  
ORB/BLACK

Exterior Interior

Trim Plate (top): 3.5" x 2.375"  
Trim Plate (middle): 4.25" x 2.75"  
Trim Plate (bottom): 2.25" x 1.5"

**CARMEL**  
SATIN NICKEL

Exterior Interior

18.375"

Carmel available in multipoint and a dummy set

**CARMEL**  
ORB / BLACK

Exterior Interior

Trim Plate: 18.375" x 2.5"

**SAN JOSE**  
ANTIQUÉ NICKEL

Interior Exterior

18.25"

San Jose available in multipoint or 2-point and a dummy set

**SAN JOSE**  
ORB / BLACK

Interior Exterior

Trim Plate (top): 11.125" x 2.5"  
Trim Plate (bottom): 3.5" x 2.5"

**LUMINA**  
SATIN NICKEL

Interior Exterior

18.375"

Lumina available in multipoint and a dummy set

**LUMINA**  
ORB / BLACK

Interior Exterior

Trim Plate: 18.375" x 2.5"

Use your cell phone camera or QRC scan app to **SCAN** for **More Information**






Image: Shown with 2 Panel Square with V-Grooves, Estate Smoke Grey finish, Madrid speakeasy with Granite glass, and San Jose handleset.

# SOLID PANEL / PLANK ENTRY DOORS

FIBERCRAFT COLLECTION

# The FIBERCRAFT SOLID PANEL & PLANK DOORS

## Premium & Pro Series Solid Panel Doors

The Solid Panel Premium Series and Pro Series of solid doors provide an impressive range of options and finishes that fit a wide range of home styles.

## Impact Approved Entryways for Security

This Solid Section includes "Impact Approved" door options. Look for the Impact Resistant logo, and refer to page 16 for more information. Please note that all entryways that feature our real exterior wrought iron speakeasy grilles include a special coating on the wrought iron parts. This coating is applied to metal parts to resist rusting and corrosion. While this coating significantly enhances the durability of these decorative wrought iron grilles, we do not warrant the grilles or hardware finish against corrosion.



## Factory Finish Options

Choose from 22 color finish options and 4 wood grains in Estate and Artisan collection finish options. See pages 7-11 for photos of GlassCraft's available factory finish options.

## Decorative Iron Straps & Clavos

Use decorative door straps (see page 12) for installation onto the face of a door to give it a rustic, or craftsman, or antique look. Door straps can be mounted on the interior, the exterior, or both sides. Straps may be used with or without the clavos shown on page 12. These door straps and clavos are hand-made and therefore vary slightly.

Door straps and clavos can be added to almost any door in any configuration.

## V-Grooved Plank Panel Option

GlassCraft's Premium and Pro Series 2-panel fiberglass doors are available with V-Grooved door panels. This popular detail adds a more rustic appearance to the door. These 2-panel doors may also be ordered without this V-Grooved option. Both doors are the same price.

## Peephole Viewer Option

Add a peephole to your solid entry door and get a 180 degree view of your outside perimeter. Available in 2 colors — Satin Nickel and Oil Rubbed Bronze.




Use your cell phone camera or QRC scan app to **SCAN for More Information** about the Peephole Viewer.



Antique Cherry 2 Panel door with V-Grooved option, Impact speakeasy, Florentine hinge straps and round clavos.



With Canterbury straps and square clavos.




Cherry door panel with V-Groove option.

# The FIBERCRAFT SOLID & PLANK DOORS

## Speakeasy Grille Options

Most of our solid panel doors shown in this section may be ordered with our "speakeasy" option installed (see photo below). With this option a small, operable rectangular door is installed in the upper door panel at an approximate height of 5'-6". This small door is hinged and latched from the interior side of the door. The speakeasy grilles are made of real wrought iron and are available in four designs, plus one "Impact rated" grille for use in coastal installations. All 8 glass options below are available. Impact speakeasy entryways must include the Impact Florentine speakeasy grille option.



Operable Seville speakeasy grille with Water glass



WR15 Madrid

WR103 Seville


WR105 Star

WR16 Florentine

WR100 IMPACT Florentine


## Speakeasy Glass Options

Choose from 8 glass texture options to complement your speakeasy and door. Glass textures shown are produced using a double insulated glass unit to provide safety, security, and energy efficiency. The capacity to see through the glass panel varies depending upon the glass texture chosen. The Water texture option offers a light obscured view or level of privacy. The Reeds texture option offers a moderate level of obscured view. Rain gives the highest level of privacy.




CLEAR

1 - PRIVACY RATING




WATER

3 - PRIVACY RATING



LARGE FLEMISH

5 - PRIVACY RATING




ICE FLOWER

7 - PRIVACY RATING



REEDS

7 - PRIVACY RATING




GRANITE

8 - PRIVACY RATING



OCEAN

8 - PRIVACY RATING



RAIN

9 - PRIVACY RATING

## Plank Arch Top Double Mahogany Door · 8'0" Tall



**Plank Arch Top Double with Clavos**

Shown here as 36" wide door pair, with these options:


- Artisan Sable Grey Distressed finish
- Star clavos
- Peephole option
- Lumina handlesets - Nickel



**Plank Arch Top Double with Speakeasy**

Shown here as 36" wide door pair, with these options:

- Estate Smoke Grey finish
- Florentine Speakeasy grille
- Rain glass texture
- Carmel handlesets - Oil Rubbed Bronze



**Plank Arch Top Dbl w/Speakeasy & Clavos**

Shown here as 36" wide door pair, with these options:

- Artisan Pecan Distressed finish
- Madrid Speakeasy grille
- Large Flemish glass texture
- Round clavos
- San Jose handlesets - Black


## Plank Mahogany Door · 8'0" Tall



**Plank**

Shown as 36" wide door, with:


- Artisan Midnight Grey Distressed finish
- Peephole option
- Lumina handleset



**Plank with Clavos**

Shown as 36" wide door, with:


- Estate Mocha finish
- Round clavos
- Savoy handleset
- Peephole option



**Plank with Straps**

Shown as 36" wide door, with:


- Artisan Sable Grey Antique
- Florentine straps
- San Jose handleset
- Peephole option



**Plank with Speakeasy**

Shown as 36" wide door, with:

- Artisan Laurel Grey Antique
- Seville speakeasy grille
- Rain glass texture
- Lumina handleset



**Plank with Speakeasy and Clavos**

Shown as 36" wide door, with:

- Artisan Pecan Antique finish
- Florentine speakeasy grille
- Water glass texture
- San Jose handleset


### Available Options for Plank FiberCraft 8'0" tall Doors above:

- Arch Top Doubles available in 36" width doors. Single doors available in 42", 36", and 32" widths.
- Decorative Clavos & Straps. See page 12
- Multipoint Lock Sets. See pages 17-19
- Factory Pre-finished options. See pages 6-11
- Mahogany wood texture only for these doors above
- Speakeasies available with 8 Glass textures. See page 22
- Impact option available
- Peephole option available for solid doors

Use your cell phone camera or QRC scan app to **SCAN for More Information**>



## Shaker Panel Fir Door · 8'0" Tall



**Shaker 1 Panel**

- Shown as 36" wide door, with:
- Artisan Midnight Grey Antique
  - San Jose handleset



**Shaker 2 Panel**

- Shown as 36" wide door, with:
- Artisan Smoke Grey finish
  - Peep hole option
  - Carmel handleset




**Shaker 3 Panel**

- Shown as 36" wide door, with:
- Artisan Laurel Grey finish
  - San Jose handleset



**Shaker 4 Panel**


- Shown as 36" wide door, with:
- Artisan Sable Grey finish
  - Craftsman handleset
  - Peep hole option



**Shaker X Panel**

- Shown as 36" wide door, with:
- Estate Cranberry finish
  - Carmel handleset

## Craftsman Panel Fir Door · 8'0" Tall



**Craftsman 3 Panel**

- Shown as 36" wide door, with:
- Estate Chestnut finish
  - San Jose handleset



**Craftsman 5 Panel**

- Shown as 36" wide door, with:
- Artisan Smoke Grey finish
  - Carmel handleset



**Craftsman 7 Panel**

- Shown as 36" wide door, with:
- Artisan Laurel Grey finish
  - Craftsman handleset

### Available Options for FiberCraft Craftsman and Shaker 8'0" tall Doors above:

- 1 door width: 36" only
- Factory Pre-finished options. See pages 6-11
- Fir wood grain only
- Impact option available
- Peephole option available for solid doors



Use your cell phone camera or QRC scan app to **SCAN for More Information**>





## 2 Panel Arch Knotty Alder Door · 8'0" Tall


All Doors on this page are available with Dutch Door option – See pages 46-50



### 2 Panel Arch

Shown as 36" wide door, with:


- Smooth panel option
- Estate Mocha finish
- Peep hole option
- Sapphire handleset



### 2 Panel Arch V-Groove

Shown as 36" wide door, with:

- V-Groove panel option
- Artisan Laurel Grey Distressed
- Peep hole option
- Carmel handleset



### 2 Panel Arch w/Clavos

Shown as 36" wide door, with:

- V-Groove panel option
- Artisan Gunstock finish
- Square Clavos
- Dutch Door option



### 2 Panel Arch Speakeasy

Shown as 36" wide door, with:

- V-Groove panel option
- Estate Smoke finish
- Clear glass
- Optional Straps



### 2 Pnl Arch Speakeasy/Clavos

Shown as 36" wide door, with:

- V-Groove panel option
- Artisan Sable Grey Antique
- Seville Speakeasy / Water glass
- Square clavos

## 2 Panel Arch 42" wide Mahogany Door · 8'0" Tall



### 2 Panel Arch

42" wide door, shown here with:

- V-Groove panel only
- Estate Smoke finish
- Peep hole option
- San Jose handleset



### 2 Panel Arch with Clavos

42" wide door, shown here with:

- V-Groove panel only
- Estate Cranberry finish
- Square clavos
- Sapphire handleset



### 2 Panel Arch Speakeasy

42" wide door, shown here with:

- V-Groove panel only
- Artisan Gunstock Antique finish
- Star Speakeasy grille / Flemish glass
- Dutch Door option
- Zenia handleset



### 2 Pnl Arch Speakeasy/Clavos

42" wide door, shown here with:

- V-Groove panel only
- Artisan Pecan Antique finish
- Seville Speakeasy grille / Rain glass
- Round clavos
- Optional straps

### Available Options for 2 Panel FiberCraft 8'0" tall Doors above:

- 2 door widths for Knotty Alder 2 Panel: 36" and 32"
- Dutch Door option available pre-hung only in all widths. See pages 46-50
- Decorative Clavos & Straps. See page 12
- Factory Pre-finished options. See pages 6-11
- Speakeasies available with 8 Glass textures. See page 22
- Impact option available (Not for Dutch Doors, or 42"-wide doors)
- 2 panel options for doors on top row: Smooth or V-Groove
- Peephole option available for solid doors

Use your cell phone camera or QRC scan app to **SCAN** for More Information >



## 2 Panel Arch Cherry or Knotty Alder Door · 8'0" Tall



**2 Panel Arch**  
Shown as 36" wide Cherry, with:

- Smooth panel option
- Estate Smoke finish
- San Jose handleset



**2 Panel Arch**  
Shown as 36" wide Cherry, with:

- V-Groove panel option
- Artisan Sable Grey Antique
- Peep hole option
- Lumina handleset




**2 Panel Arch w/Clavos**  
Shown as 36" wide Cherry, with:

- V-Groove panel option
- Artisan Gunstock finish
- Square Clavos
- Peep hole option
- Verano handleset



**2 Panel Arch Speakeasy**  
Shown as 36" wide Alder, with:

- Smooth panel option
- Artisan Pecan Distressed
- Madrid Speakeasy grille
- Flemish glass texture
- Lumina handleset



**2 Pnl Arch Speakeasy/Clavos**  
Shown as 36" wide Cherry, with:

- V-Groove panel option
- Artisan Laurel Grey Antique
- Florentine Speakeasy / Clear glass
- Square clavos
- Carmel handleset

## 2 Panel Square Mahogany Door · 8'0" Tall



**2 Panel Square**  
Shown as 36" wide door, with:

- Smooth panel option
- Artisan Espresso Distressed
- Peep hole option
- Lumina handleset




**2 Panel Square**  
Shown as 36" wide door, with:

- V-Groove panel option
- Artisan Laurel Grey Antique
- Peep hole option
- San Jose handleset




**2 Panel Sq. w/Clavos**  
Shown as 36" wide door, with:

- V-Groove panel option
- Estate Smoke finish
- Round Clavos
- Carmel handleset



**2 Panel Sq. Speakeasy**  
Shown as 36" wide door, with:

- V-Groove panel option
- Artisan Gunstock Distressed
- Seville Speakeasy / Reeds glass
- Carmel handleset



**2 Panel Sq. Speakeasy/Clavos**  
Shown as 36" wide door, with:

- V-Groove panel option
- Estate Mocha finish
- Star Speakeasy / Rain glass
- Square clavos
- Craftsman handleset

**Available Options for 2 Panel FiberCraft 8'0" tall Doors above:**

- 2 door widths: 36" and 32"
- For 2 Panel Arch (top row), Knotty Alder available only in Artisan prefinished doors
- Decorative Clavos & Straps. See page 12
- Factory Pre-finished options. See pages 6-11
- Speakeasies available with 8 Glass textures. See page 22
- Impact option available
- 2 panel options: Smooth or V-Groove for all doors above
- Peephole option available for solid doors



Use your cell phone camera or QRC scan app to **SCAN for More Information>**



## 2 Panel Arch Knotty Alder Door · 6'8" Tall

2 Panel Arch Knotty Alder doors are available with Dutch Door option – See pages 46-50



### 2 Panel Arch

Shown as 36" wide door, with:

- Smooth panel option
- Estate Smoke finish
- Lumina handleset



### 2 Panel Arch

Shown as 36" wide door, with:


- V-Groove panel option
- Artisan Laurel Grey finish
- Dutch Door option
- Peep hole option
- Zenia handleset



### 2 Panel Arch w/Clavos

Shown as 36" wide door, with:

- V-Groove panel option
- Artisan Sable Grey finish
- Square Clavos
- Peep hole option
- Carmel handleset



### 2 Panel Arch Speakeasy

Shown as 36" wide door, with:

- Smooth panel option
- Estate Mocha finish
- Madrid Speakeasy grille
- Clear glass
- Carmel handleset



### 2 Pnl Arch Speakeasy/Clavos

Shown as 36" wide door, with:

- V-Groove panel option
- Artisan Gunstock Antique finish
- Star Speakeasy / Flemish glass
- Dutch Door option
- Round clavos
- Zenia handleset

## 2 Panel Square Mahogany Door · 6'8" Tall



### 2 Panel Square

Shown as 36" wide door, with:

- Smooth panel option
- Estate Cranberry finish
- Peep hole option
- Lumina handleset



### 2 Panel Square

Shown as 36" wide door, with:

- V-Groove panel option
- Estate Smoke finish
- Peep hole option
- San Jose handleset



### 2 Panel Sq. w/Clavos

Shown as 36" wide door, with:

- Smooth panel option
- Artisan Laurel Grey Antique
- Square Clavos
- San Jose handleset



### 2 Panel Sq. Speakeasy

Shown as 36" wide door, with:

- Smooth panel option
- Artisan Sable Grey Antique
- Madrid Speakeasy grille
- Rain glass texture
- Lumina handleset



### 2 Pnl Sq. Speakeasy/Clavos


Shown as 36" wide door, with:

- V-Groove panel option
- Artisan Laurel Grey Distressed
- Seville Speakeasy grille
- Water glass texture
- Square clavos
- Carmel handleset

### Available Options for 2 Panel FiberCraft 6'8" tall Doors above:

- 2 door widths available: 36" and 32"
- Dutch Door option available for doors on top row prehung only in both widths. See pages 46-50
- Decorative Clavos & Straps. See page 12
- Factory Pre-finished options. See pages 6-11
- Speakeasies available with 8 Glass textures. See page 22
- Impact option available (not on Dutch Doors)
- 2 panel options: Smooth or V-Groove for all doors above
- Peephole option available for solid doors

Use your cell phone camera  
or QRC scan app to **SCAN**  
for **More Information**>




## Shaker Panel Fir Door · 6'8" Tall



**Shaker 1 Panel**

Shown as 36" wide door, with:

- Estate Cranberry finish
- Lumina handleset



**Shaker 2 Panel**

Shown as 36" wide door, with:

- Artisan Midnight Grey finish
- Peep hole option
- San Jose handleset



**Shaker 3 Panel**

Shown as 36" wide door, with:

- Estate Smoke finish
- Lumina handleset



**Shaker 4 Panel**

Shown as 36" wide door, with:

- Artisan Laurel Grey finish
- Zenia handleset



**Shaker X Panel**

Shown as 36" wide door, with:

- Artisan Sable Grey finish
- Zenia handleset


## Craftsman Panel Fir Door · 6'8" Tall



**Craftsman 3 Panel**

Shown as 36" wide door, with:

- Estate Chestnut finish
- San Jose handleset



**Craftsman 5 Panel**

Shown as 36" wide door, with:

- Estate Cranberry finish
- Carmel handleset



**Craftsman 7 Panel**

Shown as 36" wide door, with:

- Estate Smoke finish
- Zenia handleset

### Available Options for FiberCraft Craftsman and Shaker 6'8" tall Doors above:

- 1 door width: 36" only
- Factory Pre-finished options. See pages 6-11
- Fir wood grain only
- Impact option available
- Peephole option available for solid doors



Use your cell phone camera or QRC scan app to **SCAN for More Information**>



## 2 Panel Arch Cherry or Knotty Alder Door · 6'8" Tall



**2 Panel Arch**

Shown as 36" wide Cherry, with:


- Smooth panel option
- Estate Smoke finish
- Peep hole option
- San Jose handleset



**2 Panel Arch**

Shown as 36" wide Alder, with:


- V-Groove panel option
- Artisan Sable Grey Distressed
- Peep hole option
- Savoy handleset



**2 Panel Arch w/Clavos**

Shown as 36" wide Cherry, with:

- V-Groove panel option
- Artisan Gunstock finish
- Square clavos
- Peep hole option
- Verano handleset



**2 Panel Arch Speakeasy**

Shown as 36" wide Cherry, with:

- V-Groove panel option
- Artisan Pecan Antique finish
- Seville Speakeasy grille
- Clear glass
- San Jose handleset



**2 Pnl Arch Speakeasy/Clavos**

Shown as 36" wide Cherry, with:

- V-Groove panel option
- Artisan Laurel Grey Distressed
- Star Speakeasy grille
- Clear glass
- Square clavos
- Carmel handleset


## Plank Mahogany, and 6 Panel Cherry Doors · 6'8" Tall



**Plank**

Mahogany wood grain door, shown as 36" wide, with these options:

- Artisan Laurel Grey finish
- Peep hole option
- Lumina handleset



**Plank with Speakeasy**

Mahogany wood grain door, shown as 36" wide, with these options:

- Estate Mocha finish
- Madrid Speakeasy grille
- Water glass texture
- San Jose handleset



**Plank Speakeasy/Clavos**

Mahogany wood grain door, shown as 36" wide, with these options:

- Estate Smoke finish
- Florentine Speakeasy grille
- Water glass texture
- Square clavos
- Carmel handleset



**6 Panel**

Cherry wood grain door, shown as 36" wide, with these options:

- Artisan Pecan Antique finish
- Verano handleset
- Door knocker by others
- Dutch door option available (see page 50)

### Available Options for FiberCraft 6'8" tall Doors above:

- 2 door widths available: 36" and 32"
- For 2 panel doors on top row, Knotty Alder available only in Artisan prefinished doors
- Decorative Clavos & Straps. See page 12
- Factory Pre-finished options. See pages 6-11
- Speakeasies available with 8 Glass textures. See page 22
- Impact option available
- 2 panel options: Smooth or V-Groove for 2 Panel doors above
- Peephole option available for solid doors

Use your cell phone camera or QRC scan app to **SCAN** for **More Information**>





Image: Shown with 6'0" x 8'0" Double Square Top Arch Lite door finished in Artisan Gunstock Antique, with V-Grooved panels, Square clavos, Reeds glass and San Jose handlesets.

# PRIVACY & PATTERNS ENTRY DOORS

FIBERCRAFT COLLECTION

# THE FIBERCRAFT PRIVACY & PATTERNS COLLECTION

## Clear & Texture Patterned Glass Entry Door Series

GlassCraft's Privacy and Clear Glass Entry Door Collection features a range of design options that can complement various architectural home styles such as Transitional, Coastal, Cottage, Farmhouse, New American and more.

Many premium options are available, including 7 glass options, 4 wood grains and 4 impact unit configurations. Check this section of the catalog to preview which door styles come with these 4 available impact rated configurations.

## Wood Grain Options

Choose from four wood grain options depending upon the door profile, including:

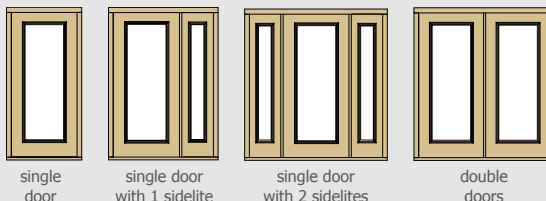
- Mahogany
- Cherry
- Knotty Alder
- Fir

## Impact Doors

All Privacy & Patterns Glass entry doors on the next page are available as Impact Rated doors, except for Dutch doors, Craftsman doors, and the 8'0" tall Full Lite doors. Impact doors have been tested and approved for use in Windstorm and Impact areas. Please refer to our web site for specific Design Pressure ratings of select Windstorm/Impact approved doors. Impact units come fully assembled and with a coastal hardware package consisting of installation screws, Sapphire Satin Nickel handleset and stainless steel multipoint lock set and hinges. Protective coastal film is applied to handlesets and iron grilles. The package price does not include a dummy handle set on double doors.


A pre-hung impact entryway includes 4 1/2" or 6 1/2" full composite jamb and exterior brick mold. The composite jamb can be stained or painted.

### Available Impact Unit Configurations




## Textured Glass Options

Choose from 7 different glass options to complement your FiberCraft Privacy Glass entry door. The glass textures shown here are produced using a tempered double IG (insulated glass) unit to provide safety, security, and energy efficiency. The capacity to see through the glass panel varies depending upon the glass texture chosen. The Water texture option offers a light obscured view or level of privacy. Large Flemish and Reeds glass options offer a moderate level of obscured view. Rain and Cloud offer the highest level of privacy. LowE coated clear glass is available in a few sizes.




3 - PRIVACY RATING




5 - PRIVACY RATING




7 - PRIVACY RATING




1 - PRIVACY RATING



1 - PRIVACY RATING



9 - PRIVACY RATING



9 - PRIVACY RATING

## Arch Lite Double Cherry, Knotty Alder, Mahogany Doors · 8'0" Tall



### Arch Top

Shown as 36" wide door pair, with these options:

- Smooth panel option
- Estate Smoke finish
- Reeds glass texture
- San Jose handlesets

V-Groove panel option with Round clavos option



### Square Top

Shown as 36" wide door pair, with these options:

- Smooth panel option
- Artisan Pecan Distressed finish
- Rain glass texture
- Carmel handlesets

V-Groove panel option with Round clavos option



## Cherry, Knotty Alder, Fir and Mahogany Door Options · 8'0" & 6'8" Tall

8'0" Tall:



### Full Lite

Available in Cherry or Knotty Alder wood grain.  
Shown as 36" wide door, with:

- Clear or Low-E glass option only
- Estate Smoke Grey finish



### 3/4 Lite

Available in Cherry, Mahogany, or Knotty Alder wood grain.  
Shown as 36" wide door, with:

- V-Groove panel / Rain glass
- Artisan Rosewood Distressed
- LowE glass option available



### 2/3 Lite (Alder only)

Shown as 36" wide door, with:

- Smooth panel / Cloud glass
- Artisan Laurel Grey Distressed
- Dutch Door option available
- LowE glass available



### Arch Lite (Alder only)

Shown as 36" wide door, with:

- V-Groove panel / Water glass
- Artisan Sable Grey Distressed
- Dutch Door option
- Zenia handleset



### Craftsman (Fir only)

Shown as 36" wide door, with:

- Estate Smoke finish
- Reeds glass texture
- Dentil Shelf option
- Craftsman handkeset

6'8" Tall:



### Full Lite

Available in Knotty Alder or Cherry wood grain.  
Shown as 36" wide door, with:

- Estate Chestnut finish
- Clear LowE glass option



### Arch Lite

Available in Cherry or Knotty Alder wood grain. Shown as 36" wide door, with:

- Smooth panel / Rain glass
- Estate Mocha finish



### 3/4 Lite

Available in Cherry, Mahogany, or Knotty Alder wood grain.  
Shown as 36" wide door, with:

- V-Groove panel / Water glass
- Round clavos
- LowE glass available



### 1/2 Lite (Alder only)

Shown as 36" wide door, with:

- V-Groove panel option
- Artisan Laurel Grey finish
- Flemish glass texture
- Dutch Door option
- LowE glass option



### Craftsman (Fir only)

Shown as 36" wide door, with:

- Estate Smoke finish
- Reeds glass texture
- Zenia handleset

### Available Options FiberCraft Doors above:

- 2 door widths: 36" and 32"
- Pre-hung Dutch Door option available for 8-0 2/3 and Arch Lite and 6-8 1/2 Lite only. See pages 46-50
- For Full, 3/4, Arch, and Double doors, Knotty Alder available only in Artisan prefinished doors
- Available with up to 7 Glass textures. See page 31
- Cloud glass texture only available in 6-8 Full, Arch Lite, 3/4 Lite, and 8-0 3/4, Arch Lite, 2/3 Lite
- Decorative Clavos & Straps. See page 12
- Factory Pre-finished options. See pages 6-11
- Impact option available (Not on Dutch Doors, or 8-0 Full Lite, or Craftsman)
- 2 lower panel options: Smooth or V-Groove
- LowE clear glass panel option available as noted above

Use your cell phone camera or QRC scan app to **SCAN** for More Information>








Image: Shown with 3'0" x 8'0" Santa Barbara contemporary door with wood-grained mahogany in Artisan Midnight Grey finish, with Cloud glass and Lumina handleset.


# CONTEMPORARY ENTRY DOORS

FIBERCRAFT COLLECTION

# The FIBERCRAFT CONTEMPORARY DOORS

## True Contemporary Design with Unique Flush Glazed Glass Panels

GlassCraft Contemporary doors offer a true “flush glazed” appearance by inserting the glass panel directly into the door without a separate door frame. From the exterior side of the door, the look is sleek, without raised molding around the glass panel. From the “interior” side of the door, square glass “stops” hold the glass panel securely in place. This provides the opportunity for glass replacement, should an individual glass panel be broken. These doors may be ordered individually or assembled in full composite pre-hung jambs.




Only GlassCraft’s Contemporary Series of Composite Entry Doors feature True Flush Glazed look with glass panels mounted directly into the door without raised molding. The result is the sleekest modern look that’s true to minimalist design conventions.

## Two Door Textures: Wood Grained Mahogany and Paintable Smooth

The Contemporary Collection of FiberCraft composite doors are available in two textures:

- 1) Wood Grained Mahogany — Combines modern aesthetic with a warmth and inviting appeal like that of real wood. Available unfinished or factory pre-finished with a choice of Estate or Artisan finish.
- 2) Paintable Smooth — Easily paintable to match a specific color palette or scheme. Available unfinished in white smooth only.



Shown with Wood Grained Premium Mahogany.

Shown with Paintable Smooth texture with homeowner’s color.

## Four Metal Grid Options

Choose from 4 different metal grid options to complement your contemporary entry door. The decorative, real metal grids shown below are mounted between 2 pieces of clear glass as a double IG (insulated glass) unit to provide safety, security, and energy efficiency. The capacity to see through the glass panel and grid varies depending on the grid design chosen.




**Matrix** 4 - PRIVACY RATING



**Urban** 4 - PRIVACY RATING



**Noble** 4 - PRIVACY RATING




**Trellis** 6 - PRIVACY RATING

## Glass Texture Options


Choose from 5 different glass texture options to complement your contemporary composite entry door. The glass textures shown below are produced using a double IG (insulated glass) unit to provide safety, security, and energy efficiency. The capacity to see through the glass panel varies depending upon the glass texture chosen. Water glass offers a light obscured view, Reeds glass offers a moderate level of privacy, and Rain and Cloud give the highest level of privacy. Cloud is an opaque white frosted glass panel.




**CLEAR**  
1 - PRIVACY RATING



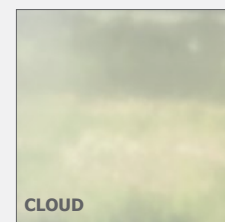
**WATER**  
3 - PRIVACY RATING



**REEDS**  
7 - PRIVACY RATING



**RAIN**  
9 - PRIVACY RATING



**CLOUD**  
9 - PRIVACY RATING

## Contemporary Door with Large Speakeasy · 6'8" and 8'0" Tall



**6'8" Malibu Speakeasy**

- Shown as 36" wide door, with:
- Mahogany wood grain texture
  - Artisan Onyx finish
  - Lumina handleset
  - Stainless Steel brushed grille



**6'8" Malibu Speakeasy**

- Shown as 36" wide door, with:
- Smooth texture
  - Customer painted finish
  - Zenia handleset
  - Brushed stainless steel grille



**8'0" Malibu Speakeasy**

- Shown as 36" wide door, with:
- Mahogany wood grain texture
  - Artisan Midnight Grey finish
  - Lumina handleset
  - Brushed stainless steel grille



**8'0" Malibu Speakeasy**

- Shown as 36" wide door, with:
- Smooth texture
  - Customer painted finish
  - Carmel handleset
  - Brushed stainless steel grille

## Solid Contemporary Door with Stainless Steel · 6'8" and 8'0" Tall



**6'8" Costa Mesa Steel**

- Shown as 36" wide door, with:
- Mahogany wood grain texture
  - Estate Chestnut finish
  - Carmel handleset



**6'8" Costa Mesa Steel**

- Shown as 36" wide door, with:
- Smooth texture
  - Customer painted finish
  - Peep hole option
  - Lumina handleset



**8'0" Costa Mesa Steel**

- Shown as 36" wide door, with:
- Mahogany wood grain texture
  - Estate Smoke finish
  - Peep hole option
  - Zenia handleset



**8'0" Costa Mesa Steel**

- Shown as 36" wide door, with:
- Smooth texture
  - Customer painted finish
  - Peep hole option
  - Lumina handleset

### Available Options for Smooth and Mahogany Contemporary Doors:


- 3 door widths: 42", 36" and 32" (42" available in 8'0" tall only)
- Metal Grill options not available on Malibu Speakeasy
- Factory Pre-finished options. See pages 6-11
- Smooth doors in white unfinished only: scan for more information
- Costa Mesa brushed stainless steel insert is flush with door face
- Costa Mesa door may be installed with steel insert on right or left edge of door
- Costa Mesa steel insert stops approximately 1 inch from edge of door
- Peep hole option available on Costa Mesa
- Malibu Speakeasy door not Windstorm rated



Use your cell phone camera or QRC scan app to **SCAN for More Information**>



## Smooth Solid Contemporary Door · 8'0" Tall



**Brentwood Smooth**

- Shown as 36" wide door, with:
- Smooth texture
  - Customer painted finish
  - Lumina handleset



**Westwood Smooth**

- Shown as 36" wide door, with:
- Smooth texture
  - Customer painted finish
  - Lumina handleset



**Inglewood Smooth**

- Shown as 36" wide door, with:
- Smooth texture
  - Customer painted finish
  - Zenia handleset



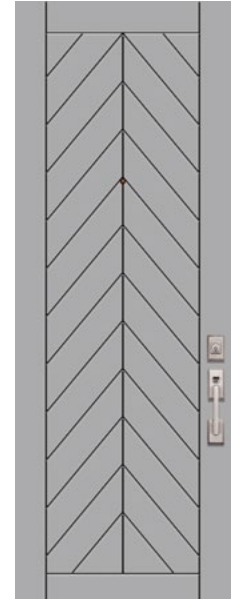
**Fleetwood Smooth**

- Shown as 36" wide door, with:
- Smooth texture
  - Customer painted finish
  - Lumina handleset



**Lynnwood Smooth**

- Shown as 36" wide door, with:
- Smooth texture
  - Customer painted finish
  - Peep hole option
  - Lumina handleset



**Chevron Smooth**


- Shown as 36" wide door, with:
- Smooth texture
  - Customer painted finish
  - Peep hole option
  - Zenia handleset

## Mahogany Solid Contemporary Door · 8'0" Tall



**Brentwood Mahogany**

- Shown as 36" wide door, with:
- Mahogany wood grain
  - Estate Cranberry finish
  - Peep hole option
  - Lumina handleset



**Westwood Mahogany**

- Shown as 36" wide door, with:
- Mahogany wood grain
  - Estate Mocha finish
  - San Jose handleset



**Inglewood Mahogany**

- Shown as 36" wide door, with:
- Mahogany wood grain
  - Estate Smoke finish
  - Lumina handleset




**Fleetwood Mahogany**

- Shown as 36" wide door, with:
- Mahogany wood grain
  - Artisan Sable Grey finish
  - Peep hole option
  - Carmel handleset



**Lynnwood Mahogany**

- Shown as 36" wide door, with:
- Mahogany wood grain
  - Artisan Midnight Grey Antique
  - Peep hole option
  - Lumina handleset



**Chevron Mahogany**

- Shown as 36" wide door, with:
- Mahogany wood grain
  - Estate Cranberry finish
  - Peep hole option
  - Zenia handleset

### Available Options for Smooth and Mahogany Solid Contemporary Doors:

- 3 door widths: 42", 36" and 32"
- Multipoint Lock Sets. See pages 17-19
- Factory Pre-finished options. See pages 6-11
- Smooth doors in white unfinished only: scan for more information
- Mahogany wood grain doors unfinished or prefinished
- Impact option available on these doors
- Peep hole option available for all doors above

Use your cell phone camera or QRC scan app to **SCAN for More Information**>



## Smooth Contemporary Door with Glass · 8'0" Tall



**Malibu Smooth**

- Shown as 36" wide door, with:
- Smooth texture
  - Customer painted finish
  - Reeds glass texture option
  - Lumina handleset




**Santa Barbara Smooth**

- Smooth texture
- Customer painted finish
- Left side configuration (also available as Right side)
- Reeds glass texture option
- Carmel handleset




**Newport Smooth**

- Shown as 36" wide door, with:
- Smooth texture
  - Customer painted finish
  - Water glass texture option
  - San Jose handleset




**Santa Monica Smooth**

- Shown as 36" wide door, with:
- Smooth texture
  - Customer painted finish
  - Matrix metal grid option
  - Zenia handleset



**Venice Smooth**

- Shown as 36" wide door, with:
- Smooth texture
  - Customer painted finish
  - Reeds glass texture option
  - Lumina handleset



**Beverly Smooth**

- Shown as 36" wide door, with:
- Smooth texture
  - Customer painted finish
  - Noble metal grid option
  - Carmel handleset

## Mahogany Contemporary Door with Glass · 8'0" Tall




**Malibu Mahogany**

- Shown as 36" wide door, with:
- Mahogany wood grain
  - Estate Chestnut finish
  - Noble metal grid option
  - Lumina handleset




**Santa Barbara Mahogany**

- Shown 36" wide:
- Mahogany wood grain
  - Artisan Midnight Grey finish
  - Right side configuration (also available as Left side)
  - Cloud glass option
  - Lumina handleset




**Newport Mahogany**

- Shown as 36" wide door, with:
- Mahogany wood grain
  - Artisan Espresso Antique
  - Urban metal grid option
  - Lumina handleset




**Santa Monica Mahogany**

- Shown as 36" wide door, with:
- Mahogany wood grain
  - Estate Smoke finish
  - Cloud glass option
  - Lumina handleset



**Venice Mahogany**

- Shown as 36" wide door, with:
- Mahogany wood grain
  - Artisan Rosewood Antique
  - Trellis metal grid option
  - Lumina handleset



**Beverly Mahogany**

- Shown as 36" wide door, with:
- Mahogany wood grain
  - Artisan Sable Grey finish
  - Water glass texture option
  - Carmel handleset

### Available Options for Smooth and Mahogany Contemporary Doors:

- 3 door widths: 42", 36" and 32" (No 32" available for Beverly door)
- Multipoint Lock Sets. See pages 17-19
- Factory Pre-finished options. See pages 6-11
- Smooth doors in white unfinished only: scan for more information
- Mahogany wood grain doors unfinished or prefinished
- 5 glass texture options. See page 34
- 4 metal grids available with Clear glass only

Use your cell phone camera or QRC scan app to **SCAN** for **More Information**>



## Smooth Solid Contemporary Door · 6'8" Tall



### Brentwood Smooth

- Shown as 36" wide door, with:
- Smooth texture
  - Customer painted in white with dark painted grooves
  - Peep hole option
  - Lumina handleset
  - Mail slot by others

### Westwood Smooth

- Smooth texture
- Customer painted in pumpkin
- Lumina handleset
- Mail slot by others

### Inglewood Smooth

- Shown as 36" wide door, with:
- Smooth texture
  - Customer painted in amulet
  - Peep hole option
  - Lumina black handleset

### Fleetwood Smooth

- Shown as 36" wide door, with:
- Smooth texture
  - Customer painted in taupe with dark painted grooves
  - Peep hole option
  - Lumina handleset


### Lynnwood Smooth

- Shown as 36" wide door, with:
- Smooth texture
  - Customer painted finish with dark painted grooves
  - Peep hole option
  - Lumina handleset

### Chevron Smooth

- Shown as 36" wide door, with:
- Smooth texture
  - Customer painted finish with dark painted grooves
  - Peep hole option
  - Zenia handleset

## Mahogany Solid Contemporary Door · 6'8" Tall



### Brentwood Mahogany

- Shown as 36" wide door, with:
- Mahogany wood grain
  - Estate Smoke finish
  - Peep hole option
  - Zenia handleset

### Westwood Mahogany

- Mahogany wood grain
- Estate Chestnut finish
- Lumina handleset

### Inglewood Mahogany

- Shown as 36" wide door, with:
- Mahogany wood grain
  - Artisan Rosewood finish
  - Zenia handleset

### Fleetwood Mahogany

- Shown as 36" wide door, with:
- Mahogany wood grain
  - Estate Cranberry finish
  - Peep hole option
  - Carmel black handleset

### Lynnwood Mahogany

- Shown as 36" wide door, with:
- Mahogany wood grain
  - Estate Mocha finish
  - Peep hole option
  - Carmel handleset

### Chevron Mahogany

- Shown as 36" wide door, with:
- Mahogany wood grain
  - Estate Smoke finish
  - Peep hole option
  - Lumina black handleset

### Available Options for Smooth and Mahogany Solid Contemporary Doors:

- 2 door widths: 36" and 32"
- Multipoint Lock Sets. See pages 17-19
- Factory Pre-finished options. See pages 6-11
- Smooth doors in white unfinished only: scan for more information
- Mahogany wood grain doors unfinished or prefinished
- Impact option available
- Peep hole option available



Use your cell phone camera or QRC scan app to **SCAN for More Information**>



## Smooth Contemporary Door with Glass · 6'8" Tall



### Malibu Smooth

- Shown as 36" wide door, with:
- Smooth texture
  - Customer painted finish
  - Trellis metal grid option
  - Zenia handleset

### Santa Barbara Smooth

- Smooth texture
- Customer painted finish
  - Left side configuration (also available as Right side)
  - Reeds glass texture option
  - Lumina handleset

### Newport Smooth

- Shown as 36" wide door, with:
- Smooth texture
  - Customer painted finish
  - Matrix metal grid option
  - Carmel handleset

### Santa Monica Smooth

- Shown as 36" wide door, with:
- Smooth texture
  - Customer painted finish
  - Urban metal grid option
  - Lumina handleset


### Venice Smooth

- Shown as 36" wide door, with:
- Smooth texture
  - Customer painted finish
  - Matrix metal grid option
  - Lumina handleset

### Beverly Smooth

- Shown as 36" wide door, with:
- Smooth texture
  - Customer painted finish
  - Trellis metal grid option
  - Zenia handleset

## Mahogany Contemporary Door with Glass · 6'8" Tall



### Malibu Mahogany

- Shown as 36" wide door, with:
- Mahogany wood grain
  - Artisan Espresso Antique
  - Clear glass option
  - Carmel handleset

### Santa Barbara Mahogany

- Shown as 36" wide door, with:
- Mahogany wood grain
  - Estate Smoke Grey finish
  - Right side configuration (also available as Left side)
  - Cloud glass option
  - Lumina handleset

### Newport Mahogany

- Shown as 36" wide door, with:
- Mahogany wood grain
  - Artisan Crimson finish
  - Reeds glass texture option
  - Carmel handleset

### Santa Monica Mahogany

- Shown as 36" wide door, with:
- Mahogany wood grain
  - Estate Smoke finish
  - Rain glass texture option
  - Zenia handleset

### Venice Mahogany


- Shown as 36" wide door, with:
- Mahogany wood grain
  - Artisan Sable Grey finish
  - Cloud glass option
  - Zenia handleset

### Beverly Mahogany

- Shown as 36" wide door, with:
- Mahogany wood grain
  - Artisan Midnight Grey finish
  - Rain glass texture option
  - Lumina handleset

### Available Options for Smooth and Mahogany Contemporary Doors:

- 2 door widths: 36" and 32" (No 32" width available for Beverly door)
- Multipoint Lock Sets. See pages 17-19
- Factory Pre-finished options. See pages 6-11
- Smooth doors in white unfinished only: scan for more information
- Mahogany wood grain doors unfinished or prefinished
- 5 glass texture options. See page 34
- 4 metal GBG grills available in Clear glass only



Use your cell phone camera or QRC scan app to **SCAN** for **More Information**>



Image: Shown with 3/4 Lite door in Artisan Midnight Grey finish, with Sandringham Decorative Glass, smooth panel, and Carmel handleset.

# DECORATIVE GLASS ENTRY DOORS

FIBERCRAFT COLLECTION



# The FIBERCRAFT DECORATIVE GLASS DOORS

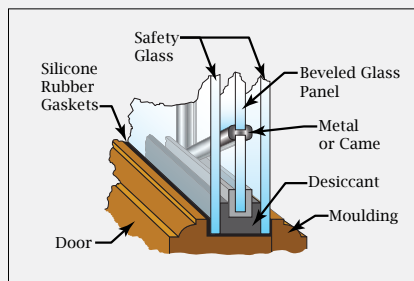
## VitriLites® Decorative Glass Door Panels

GlassCraft's Decorative Glass Series features hand cut and beveled glass panels with unique glass clusters and a combination of glass textures that maximize brilliance and sparkle while offering a desired level of privacy.

No one makes better quality decorative glass panels for their doors and windows than GlassCraft. Each decorative glass panel was designed, crafted, assembled, and polished with artistry and performance in mind.

### GlassCraft's VitriLites® Decorative Glass Door Panels offer these features:

- Beveled glass designs, each with multiple glass textures (except Sandringham)
- Triple-thick insulated glass panels for improved energy efficiency and security
- Eight decorative glass designs to choose from: Brazos, Courtlandt, Marsais, Marsala, Versailles, Sandringham, Cantania, and Remington
- Came color for each glass panel design is listed for each door
- Several of these doors are available with a Dutch Door option



Triple-thick IG Glass Panels for improved energy efficiency and security.

## VitriLites® Decorative Glass Designs



**Brazos®**

2 - PRIVACY RATING



**Sandringham**

2 - PRIVACY RATING



**Courtlandt®**

3 - PRIVACY RATING



**Versailles®**

3 - PRIVACY RATING




**Marsala®**

4 - PRIVACY RATING



**Marsais®**

6 - PRIVACY RATING



**Cantania**

7 - PRIVACY RATING



**Remington**

7 - PRIVACY RATING

# Decorative Glass 1 Panel 2/3 Lite Knotty Alder Door · 8'0" Tall

ALL Doors on this page are available with Dutch Door Option – See pages 46-50



**2/3 Lite Marsala**

- Shown as 36" wide door, with:
- V-Groove panel option
  - Artisan Pecan Antique finish
  - Satin Nickel Came
  - Carmel handleset




**2/3 Lite Marsais**

- Shown as 36" wide door, with:
- V-Groove panel option
  - Artisan Gunstock Distressed
  - Black Came
  - Carmel handleset
  - Round clavos option




**2/3 Lite Sandringham**

- Shown as 36" wide door, with:
- Smooth panel option
  - Artisan Onyx Antique
  - Black Came
  - Savoy handleset



**2/3 Lite Brazos**

- Shown as 36" wide door, with:
- V-Groove panel option
  - Artisan Pecan Distressed finish
  - Black Came
  - Lumina handleset
  - Star clavos option




**2/3 Lite Versailles**

- Shown as 36" wide door, with:
- V-Groove panel option
  - Artisan Espresso finish
  - Satin Nickel Came
  - Zenia handleset



**2/3 Lite Cantania**

- Shown as 36" wide door, with:
- V-Groove panel option
  - Estate Smoke finish
  - Black Came
  - Lumina handleset



**2/3 Lite Courtlandt**

- Shown as 36" wide door, with:
- V-Groove panel option
  - Artisan Gunstock Antique
  - Dutch Door option
  - Satin Nickel Came
  - Round clavos option



**2/3 Lite Remington**

- Shown as 36" wide door, with:
- Smooth panel option
  - Artisan Laurel Grey Antique
  - Black Came
  - Savoy handleset

**Available Options for Knotty Alder 2/3 Lite Doors above:**

- 2 door widths: 36" and 32"
- All doors above available with Smooth or V-Groove lower panel
- All doors above available in Knotty Alder wood grain only
- All doors above available with Dutch Door option. See pages 46-50
- Clavos and Strap options available for these doors. See page 12
- Multipoint Lock Sets. See pages 17-19
- Factory Pre-finished options. See pages 6-11



Use your cell phone camera or QRC scan app to **SCAN** for More Information>



# Decorative Glass 1 Panel Arch Lite Knotty Alder Door · 8'0" Tall

Arch Lite Doors are available with Dutch Door Option – See pages 46-50



**Arch Lite Brazos**

- Shown as 36" wide door, with:
- V-Groove panel option
  - Artisan Gunstock Distressed
  - Round clavos option
  - Black Came
  - San Jose handleset




**Arch Lite Courtlandt**

- Shown as 36" wide door, with:
- V-Groove panel option
  - Estate Smoke finish
  - Dutch Door option
  - Satin Nickel Came
  - Round clavos option



**Arch Lite Marsais**

- Shown as 36" wide door, with:
- V-Groove panel option
  - Artisan Sable Grey Antique
  - Black Came
  - San Jose handleset



**Arch Lite Marsala**

- Shown as 36" wide door, with:
- V-Groove panel option
  - Artisan Pecan Distressed finish
  - Satin Nickel Came
  - Carmel handleset

# Decorative Glass 1 Panel 3/4 Lite Knotty Alder, Mahogany, Cherry Door · 8'0" Tall



sidelites

**3/4 Lite Brazos**

- Shown as 36" wide door, with:
- V-Groove panel option
  - Artisan Weathered Saddle Distressed finish
  - Black Came
  - Zenia handleset



**3/4 Lite Cantania**


- Shown as 36" wide door, with:
- Smooth panel option
  - Estate Mocha finish
  - Black Came
  - Lumina handleset



sidelites

**3/4 Lite Marsala**

- Shown as 36" wide door, with:
- Smooth panel option
  - Artisan Weathered Saddle Antique finish
  - Satin Nickel Came
  - Carmel handleset



**3/4 Lite Sandringham**


- Shown as 36" wide door, with:
- Smooth panel option
  - Artisan Onyx Antique finish
  - Black Came
  - Carmel handleset



sidelites

**3/4 Lite Courtlandt**

- Shown as 36" wide door, with:
- Smooth panel option
  - Artisan Smoke Grey finish
  - Knotty Alder option shown
  - Satin Nickel Came
  - Zenia handleset




**3/4 Lite Remington**

- Shown as 36" wide door, with:
- Smooth panel option
  - Artisan Laurel Grey Antique finish
  - Black Came
  - Lumina handleset

## Available Options for Arch Lite and 3/4 Lite Doors above:

- 2 door widths: 36" and 32"
- 3/4 Lite available in 3 wood grain textures (Knotty Alder in Pre-finished Artisan option only)
- All doors above available with Smooth or V-Groove lower panel
- Arch Lite doors above available with Knotty Alder wood grain only
- Arch Lite doors above available with Dutch Door option. See pages 46-50
- Clavos and Strap options available for these doors. See page 12
- Multipoint Lock Sets. See pages 17-19
- Factory Pre-finished options. See pages 6-11
- Some doors have matching sidelites available



Use your cell phone camera or QRC scan app to **SCAN for More Information**>




## Decorative Glass 1 Panel Arch Lite Cherry & Knotty Alder Door · 6' 8" Tall



sidelites

### Arch Lite Marsais

- Shown as 36" wide door, with:
- V-Groove panel option
  - Artisan Pecan Antique finish
  - Black Came
  - Carmel handleset
  - Square clavos option



sidelites

### Arch Lite Courtlandt


- Shown as 36" wide door, with:
- V-Groove panel option
  - Artisan Gunstock finish
  - Satin Nickel Came
  - San Jose handleset



sidelites

### Arch Lite Marsala

- Shown as 36" wide door, with:
- Smooth panel option
  - Estate Smoke finish
  - Satin Nickel Came
  - Zenia handleset




sidelites

### Arch Lite Brazos

- Shown as 36" wide door, with:
- Smooth panel option
  - Artisan Sable Grey Antique
  - Black Came
  - San Jose handleset


## Decorative Glass Full Lite Cherry & Knotty Alder Door · 6' 8" Tall



sidelites

### Full Lite Marsala

- Shown as 36" wide door, with:
- Estate Cranberry finish
  - Satin Nickel Came
  - Carmel handleset



### Full Lite Remington

- Shown as 36" wide door, with:
- Artisan Weathered Saddle
  - Black Came
  - San Jose handleset



sidelites

### Full Lite Brazos


- Shown as 36" wide door, with:
- Estate Mocha finish
  - Black Came
  - Windsor handleset



sidelites

### Full Lite Courtlandt

- Shown as 36" wide door, with:
- Estate Smoke finish
  - Satin Nickel Came
  - Zenia handleset



### Full Lite Cantania

- Shown as 36" wide door, with:
- Artisan Laurel Grey finish
  - Black Came
  - Carmel handleset




### Full Lite Sandringham

- Shown as 36" wide door, with:
- Artisan Onyx finish
  - Black Came
  - Lumina handleset

### Available Options for Arch Lite and Full Lite Doors above:

- 2 door widths: 36" and 32"
- Knotty Alder in Pre-finished Artisan option only for above doors
- Arch Lite doors above available with Smooth or V-Groove lower panel
- Clavos and Strap options available for Arch Lite doors. See page 12
- Multipoint Lock Sets. See pages 17-19
- Factory Pre-finished options. See pages 6-11
- Some doors have matching sidelites available



Use your cell phone camera or QRC scan app to **SCAN** for More Information>




# Decorative Glass 1 Panel 3/4 Lite Cherry, Mahogany & Knotty Alder Door · 6'8" Tall



sidelites

### 3/4 Lite Brazos


- Shown as 36" wide door, with:
- Smooth panel option
  - Artisan Sable Grey Antique
  - Black Came
  - Zenia handleset



sidelites

### 3/4 Lite Marsais

- Shown as 36" wide door, with:
- V-Groove panel option
  - Artisan Weathered Saddle Antique finish
  - Black Came
  - Carmel handleset
  - Round clavos option



sidelites

### 3/4 Lite Marsala

- Shown as 36" wide door, with:
- Smooth panel option
  - Estate Cranberry finish
  - Satin Nickel Came
  - Savoy handleset



### 3/4 Lite Sandringham


- Shown as 36" wide door, with:
- Smooth panel option
  - Artisan Laurel Grey Antique
  - Black Came
  - San Jose handleset



sidelites

### 3/4 Lite Courtlandt

- Shown as 36" wide door, with:
- Smooth panel option
  - Estate Smoke finish
  - Satin Nickel Came
  - Carmel handleset



sidelites

### 3/4 Lite Versailles

- Shown as 36" wide door, with:
- V-Groove panel option
  - Artisan Pecan finish
  - Satin Nickel Came
  - San Jose handleset



### 3/4 Lite Remington

- Shown as 36" wide door, with:
- V-Groove panel option
  - Artisan Weathered Saddle finish
  - Black Came
  - Carmel handleset
  - Round clavos option



### 3/4 Lite Cantania

- Shown as 36" wide door, with:
- Smooth panel option
  - Artisan Midnight Grey finish
  - Black Came
  - Zenia handleset

#### Available Options for 3/4 Lite Doors above:

- 2 door widths: 36" and 32"
- All doors above available in all 3 wood grain textures (Knotty Alder in Pre-finished Artisan option only)
- All doors above available with Smooth or V-Groove lower panel
- Clavos and Strap options available for these doors. See page 12
- Multipoint Lock Sets. See pages 17-19
- Factory Pre-finished options. See pages 6-11
- Some doors have matching sidelites available



Use your cell phone camera or QRC scan app to **SCAN for More Information**>





Image: Shown with 3'0" x 8'0" 2/3 Lite Dutch door with Moderna steel grille design, Knotty Alder wood grain with Estate Smoke finish, Reeds glass texture and Zenia handleset.

# DUTCH DOORS

FIBERCRAFT COLLECTION

# FIBERCRAFT DUTCH DOOR COLLECTION

## Classic DUTCH DOORS Offer Farmhouse Charm

Nothing makes a distinct statement like a country-chic Dutch Door. Use for either your front entry door or your back door. Dating back to the 17th century, and also known as split, double-hung, or Mr. Ed doors, these doors are divided horizontally so that the top half may be opened independently from the bottom. Some of our Dutch Doors offer a contemporary twist on the Dutch door, blending a modern aesthetic with the country classic. Dutch doors allow for open airflow while still providing a barrier to keep the kids and pets inside. A Dutch Door is a unique and yet practical installation to connect the outdoors with the indoors. For traditional design or uber-modern, consider a dutch door to make your entryway special.

GlassCraft's Dutch Doors are unique in that they are fiberglass composite doors (almost all Dutch Doors are wood). Each GlassCraft exterior Dutch door has a unique sealing system allowing it to seal as efficiently as any standard door. We have installed a kerfed weather strip (which is replaceable) between the top and bottom door halves to keep bad weather out. (We do not warrant these doors from possibly leaking during heavy weather — an overhang is suggested).

All GlassCraft Dutch Doors are available as single inswing prehung doors only.

As the top door half is a separate door from the bottom half, we recommend that a dead bolt lock be installed on the top half. And a door latch handle installed in the lower half. The 2 halves connect together with 1 of 2 methods, discussed below. Multipoint locks cannot be used on these doors. GlassCraft's Savoy, Zenia, or Windsor lock sets may be used. See page 19.

All GlassCraft Dutch Doors are available as pre-hung single inswing doors only.



This view of a partially open Dutch Door shows the kerfed astragal and the Q-Lon weather seal used to prevent energy loss, reduce noise, light, and dust, and seal from precipitation. The bottom rail of the top half — and the top rail of the bottom half — are constructed using a no-rot composite material. This photo includes our Multipoint Lever Latch option.

## Two Dutch Hardware Latching Options: Traditional or Multipoint Lever

GlassCraft offers two different latching methods to secure the top door half to the bottom door half.

### 1) Standard Traditional Dutch Door Surface Bolt


This 4-inch-long Dutch Door bolt secures the top half to the bottom half, so that when bolted, the door functions like a single door. Open the bolt and unlock the dead bolt to open the top half of the dutch door. 2 colors available — Nickel and Black. This is the standard option included with these pre-hung door units.

### 2) Unique Multipoint Lever Latch Option

A GlassCraft exclusive, this latch system features a lever on the interior side of the door which is used to activate 2 latch bolts which have been mortised inside of the upper door half. Turning the lever opens the top door half, and simply pushing the top door half closed latches the door bolts. (See photo below right). Easy to use, and very secure. This is an extra-cost option, which does not need or include the surface bolt.



Standard hardware



Multipoint Lever Latch option

Left Photo: Traditional Dutch Door Surface Bolt must be used each time the top section of the dutch door is opened or closed.

Right Photo: Unique Multipoint Lever Latch system allows for easy and quick opening and securing of the 2 dutch door halves. This photo shows the 2 spring-loaded latch bolts under the top half of the Dutch Door.

# Dutch Pre-hung Knotty Alder & Mahogany Doors · 8'0" Tall

**SOLID DOORS** – See larger photos of these doors on page 25.



**2 Panel Arch Smooth Panels**  
Knotty Alder 36" or 32" wide door, shown with:  
• Smooth panel option  
• Estate Mocha finish  
• Peep hole option



**2 Panel Arch V-Groove Panels**  
Knotty Alder 36" or 32" wide door, shown with:  
• V-Groove panel option  
• Artisan Laurel Grey Distressed finish  
• Peep hole option



**2 Panel Arch with Clavos**  
Knotty Alder 36" or 32" wide door, shown with:  
• V-Groove panel option  
• Artisan Gunstock Distressed finish  
• Square clavos  
• Peep hole option



**2 Panel Arch with Speakeasy**  
Knotty Alder 36" or 32" wide door, shown with:  
• V-Groove panel option  
• Estate Smoke finish  
• Madrid speakeasy grille  
• Clear glass option



**2 Panel Arch with Speakeasy & Clavos**  
Knotty Alder 36" or 32" wide door, shown with:  
• V-Groove panel option  
• Artisan Sable Grey  
• Seville speakeasy grille  
• Water glass option  
• Square clavos




**2 Panel Arch-42" V-Groove Panels**  
Mahogany 42" wide door, V-Grooved only, shown with:  
• Estate Smoke finish  
• Peep hole option



**2 Panel Arch-42" with Clavos**  
Mahogany 42" wide door, V-Grooved only, shown with:  
• Estate Cranberry finish  
• Square clavos




**2 Panel Arch-42" with Speakeasy**  
Mahogany 42" wide door, V-Grooved only, shown with:  
• Artisan Gunstock Distressed  
• Star speakeasy grille  
• Flemish glass option




**2 Panel Arch-42" with Speakeasy & Clavos**  
Mahogany 42" wide door, V-Grooved only, shown with:  
• Artisan Pecan Antique finish  
• Seville speakeasy grille  
• Rain glass option  
• Round clavos

**DECORATIVE GLASS DOORS** – See larger photos of these doors on pages 42-43.




**Marsala 2/3 Lite**  
Knotty Alder 36" or 32" wide door, shown with:  
• V-Groove panel option  
• Artisan Pecan finish



**Marsais 2/3 Lite**  
Knotty Alder 36" or 32" wide door, shown with:  
• V-Groove panel option  
• Artisan Gunstock finish  
• Round clavos option



**Sandringham 2/3**  
Knotty Alder 36" or 32" wide door, shown with:  
• Smooth panel option  
• Artisan Midnight Grey



**Brazos 2/3 Lite**  
Knotty Alder 36" or 32" wide door, shown with:  
• V-Groove panel option  
• Artisan rosewood  
• Star clavos option



**Versailles 2/3**  
Knotty Alder 36" or 32" wide door, shown with:  
• V-Groove panel option  
• Artisan Espresso finish




**Cantania 2/3**  
Knotty Alder 36" or 32" wide door, shown with:  
• V-Groove panel option  
• Estate Smoke finish



**Courtlandt 2/3**  
Knotty Alder 36" or 32" wide door, shown with:  
• V-Groove panel option  
• Artisan Gunstock finish  
• Round clavos option



**Remington 2/3**  
Knotty Alder 36" or 32" wide door, shown with:  
• Smooth panel option  
• Artisan Laurel Grey finish



**Brazos Arch Lite**  
Knotty Alder 36" or 32" wide door, shown with:  
• V-Groove panel option  
• Artisan Gunstock Distressed  
• Round clavos option



**Courtlandt Arch Lite**  
Knotty Alder 36" or 32" wide door, shown with:  
• V-Groove panel option  
• Estate Smoke finish  
• Round clavos option




**Marsais Arch Lite**  
Knotty Alder 36" or 32" wide door, shown with:  
• V-Groove panel option  
• Artisan Laurel Grey finish



**Marsala Arch Lite**  
Knotty Alder 36" or 32" wide door, shown with:  
• V-Groove panel option  
• Artisan Sable Grey finish

## Available Options for FiberCraft Pre-hung Dutch Doors above:

- Available door widths are listed for each door
- Dutch Doors are available pre-hung only
- Decorative Clavos & Straps. See page 12
- Factory Pre-finished options. See pages 6-11
- Speakeasy doors are available with 8 glass textures. See page 22
- 2 lower panel options: Smooth or V-Groove (42" doors V-Groove only)
- Flush bolt standard or optional multi-point lever latch connection



Use your cell phone camera or QRC scan app to **SCAN for More Information**>



# Dutch Pre-hung Knotty Alder Doors · 8'0" Tall

**GLASS DOORS** – See larger photos on page 32.

**SDL DOORS** – See larger photos on page 54.



**2/3 Lite**

Knotty Alder 36" or 32" wide door, shown with:

- Smooth panel
- Artisan Laurel Grey finish
- Clear glass



**Arch Lite**

Knotty Alder 36" or 32" wide door, shown with:

- V-Groove panel
- Artisan Sable Grey finish
- Water glass



**SDL 4 Lite**

Knotty Alder 36" or 32" wide door, shown with:

- V-Groove panel
- Artisan Gunstock finish
- Water glass



**SDL 6 Lite**

Knotty Alder 36" or 32" wide door, shown with:

- V-Groove panel
- Estate Chestnut finish
- Reeds glass



**SDL 8 Lite**

Knotty Alder 36" or 32" wide door, shown with:

- Smooth panel
- Artisan Laurel Grey finish
- Clear glass



**SDL 9 Lite**

Knotty Alder 36" or 32" wide door, shown with:

- V-Groove panel
- Estate Smoke finish
- Flemish glass
- Clavos


**GBG DOORS** – See larger photos on page 60.



**Florence Arch**

Alder 36" or 32" wide door, shown with:

- V-Groove panel
- Artisan Pecan
- Clear glass



**Palermo Arch**

Alder 36" or 32" wide door, shown with:

- V-Groove panel
- Artisan Rosewood
- Reeds glass



**Cantania Arch**

Alder 36" or 32" wide door, shown with:

- V-Groove panel
- Estate Sable Grey
- Clear glass



**Austin Arch**

Alder 36" or 32" wide door, shown with:

- V-Groove panel
- Estate Smoke
- Reeds glass



**Florence 2/3**

Alder 36" or 32" wide door, shown with:


- Smooth panel
- Estate Smoke
- Reeds glass



**Cantania 2/3**

Alder 36" or 32" wide door, shown with:

- V-Groove panel
- Artisan Sable Grey
- Water glass



**Austin 2/3**

Alder 36" or 32" wide door, shown with:

- V-Groove panel
- Artisan Gunstock
- Rain glass



**Salento 2/3**

Alder 36" or 32" wide door, shown with:

- V-Groove panel
- Artisan Pecan
- Rain glass



**Palermo 2/3**

Alder 36" or 32" wide door, shown with:

- V-Groove panel
- Artisan Laurel Grey
- Reeds glass
- Square clavos




**Novara 2/3**

Alder 36" or 32" wide door, shown with:

- V-Groove panel
- Artisan Pecan
- Rain glass

**WROUGHT IRON & STEEL GRILLE DOORS** – See larger photos on pages 68-69.



**Charleston Arch**

Alder 36" or 32" wide door, shown with:

- V-Groove panel
- Wrought Iron grille
- Estate Cranberry finish
- Water glass



**La Salle Arch**

Alder 36" or 32" wide door, shown with:

- Smooth panel
- Wrought Iron grille
- Estate Smoke finish
- Clear glass



**Valencia Arch**

Alder 36" or 32" wide door, shown with:


- V-Groove panel
- Wrought Iron grille
- Estate Mocha finish
- Rain glass



**St. Charles Arch**

Alder 36" or 32" wide door, shown with:

- V-Groove panel
- Wrought Iron grille
- Artisan Sable Grey
- Antique finish
- Water glass



**Charleston 2/3**

Alder 36" or 32" wide door, shown with:


- V-Groove panel
- Wrought Iron grille
- Estate Cranberry
- Water glass



**Valencia 2/3**

Alder 36" or 32" wide door, shown with:


- V-Groove panel
- Wrought Iron grille
- Estate Mocha
- Flemish glass



**LaSalle 2/3**

Alder 36" or 32" wide door, shown with:

- Smooth panel
- Wrought Iron grille
- Artisan Laurel Grey
- Clear glass



**St Charles 2/3**

Alder 36" or 32" wide door, shown with:

- V-Groove panel
- Wrought Iron grille
- Artisan Rosewood
- Water glass



**Republic 2/3**

Alder 36" or 32" wide door, shown with:

- V-Groove panel
- Wrought Iron grille
- Artisan Gunstock
- Water glass



**Moderna 2/3**

Alder 36" or 32" wide door, shown with:

- Smooth panel
- Steel grille
- Estate Smoke finish
- Reeds glass



**Eclectic 2/3**

Alder 36" or 32" wide door, shown with:

- V-Groove panel
- Steel grille
- Estate Smoke finish
- Rain glass



**Minimal 2/3**

Alder 36" or 32" wide door, shown with:

- Smooth panel
- Steel grille
- Artisan Laurel Grey
- Reeds glass



**Urban 2/3**

Alder 36" or 32" wide door, shown with:

- Smooth panel
- Steel Grille
- Estate Smoke finish
- Clear glass



**Contempo 2/3**

Alder 36" or 32" wide door, shown with:

- V-Groove panel
- Steel grille
- Estate Mocha finish
- Flemish glass

**Available Options for FiberCraft Pre-hung Dutch Doors above:**

- Available door widths are listed for each door
- Dutch Doors are available pre-hung only
- Decorative Clavos & Straps. See page 12
- Factory Pre-finished options. See pages 6-11
- Flush bolt standard or optional multi-point lever latch connection

Use your cell phone camera or QRC scan app to **SCAN for More Information**>



# Dutch Pre-hung Knotty Alder & Cherry Doors · 6' 8" Tall

**SOLID DOORS** – See larger photos of these doors on page 27.



## 2 Panel Arch Smooth Panels

Knotty Alder 36" or 32" wide door, shown with:

- Smooth panel option
- Estate Smoke finish
- Peep hole option available



## 2 Panel Arch V-Groove Panels

Knotty Alder 36" or 32" wide door, shown with:

- V-Groove panel option
- Artisan Sable Grey finish
- Peep hole option



## 2 Panel Arch with Clavos

Knotty Alder 36" or 32" wide door, shown with:

- V-Groove panel option
- Artisan Sable Grey finish
- Peep hole option
- Square clavos option



## 2 Panel Arch with Speakeasy

Knotty Alder 36" or 32" wide door, shown with:

- Smooth panel option
- Madrid speakeasy grille
- Estate Mocha finish
- Clear glass option



## 2 Panel Arch Speakeasy & Clavos

Knotty Alder 36" or 32" wide door, shown with:

- V-Groove panel option
- Artisan Gunstock finish
- Star speakeasy grille
- Flemish glass option
- Round clavos



## 6 Panel

Cherry wood grain 36" or 32" wide door, shown with:

- Estate Cranberry finish
- Peep hole option

See larger photo of this door on page 29.

**SDL DOORS** – See larger photos on page 55.



## SDL 4 Lite

Knotty Alder 36" or 32" wide door, shown with:

- V-Groove panel option
- Artisan Gunstock finish
- Clear glass option



## SDL 6 Lite

Knotty Alder 36" or 32" wide door, shown with:

- V-Groove panel option
- Estate Chestnut finish
- Flemish glass option



## SDL 9 Lite

Knotty Alder 36" or 32" wide door, shown with:

- Smooth panel option
- Artisan Laurel Grey
- Flemish glass option
- Square clavos option

**GLASS DOOR** – See larger photos on page 32.



## 1/2 Lite

Knotty Alder 36" or 32" wide door, shown with:

- V-Groove panel option
- Artisan Sable Grey finish
- Flemish glass option

### Available Options for FiberCraft Pre-hung Dutch Doors above:

- Available door widths are listed for each door
- Dutch Doors are available pre-hung only
- Decorative Clavos & Straps. See page 12
- Factory Pre-finished options. See pages 6-11
- Peep hole option available for solid panel doors
- Flush bolt standard or optional multi-point lever latch connection



Use your cell phone camera or QRC scan app to **SCAN for More Information**>

Image: Shown with double 3'0" x 8'0" 4 Lite Arch Top SDL door with Reeds glass, Artisan Antique finish in Cherry wood grain with Pecan finish, and with smooth lower panels and Lumina handlesets in black finish.



# DIVIDED LITE & CRAFTSMAN ENTRY DOORS

FIBERCRAFT COLLECTION


# The FIBERCRAFT DIVIDED LITE ENTRY DOOR COLLECTION

## The SDL Divided Lite Entry Door Series include Dutch Doors

GlassCraft's Divided Lite series provides a selection of classic French doors and timeless Mission and Craftsman style doors. This collection of fiberglass composite doors will complement a wide range of architectural styles. The Divided Lite doors in this catalog feature double insulated glass panels for energy efficiency and security, and a new SDL construction. The Divided Lite Series provides an impressive range of options and finishes. See pages 6-11 for prefinishing swatches and details. These doors may be ordered individually or assembled in full composite pre-hung jambs. Choose from a wide range of design options. New designs and various SDL bar combinations are available. In addition, some doors in this section are available as Dutch Doors.


## Super Strong SDL Assembly

The Divided Lite doors are constructed with inter-locking SDL bars that snap into place for a stronger, more structurally sound assembly. Using advanced technology, the new SDL assembly features precision-cut bars that seamlessly snap together for improved performance and appearance. In addition, each muntin bar is nailed into the frame for extra security and strength. No unsightly plugs around the glass panel frame.



## Divided Lite Door Construction

Divided Lite muntin bars give the look and feel of historic and traditional divided lite doors, but with improved performance and energy efficiency. Divided Lite grilles create the illusion of True Divided Lite "TDL" doors by placing composite muntin bars on the interior and exterior of one double insulated glass panel. Muntin bars are permanently fixed to the glass surface with special tape and are secured with pin fasteners to the glass frames at all points of contact. This allows for superior energy efficiency over TDL doors.



## Divided Lite Impact Doors

Impact Divided Lite doors have been tested and approved for use in windstorm and Impact areas. Please refer to our website for specific Design Pressure ratings for windstorm/impact-approved Divided Lite doors. Impact entryways are available with clear insulated glass only, and do not have internal muntin bars.




## Glass Texture Options for Divided Lite Doors


Choose from five different glass texture options to complement your Divided Lite composite entry door. The glass textures shown here are produced using a tempered double IG (insulated glass) unit to provide safety, security, and energy efficiency. The capacity to see through the glass panel varies depending upon the glass texture chosen.




1 - PRIVACY RATING




3 - PRIVACY RATING



5 - PRIVACY RATING  
\* N/A for Craftsman doors



7 - PRIVACY RATING



9 - PRIVACY RATING

## Arch Top Double SDL Cherry, Knotty Alder, Mahogany Door · 8'0" Tall



**Arch Top Double 3 Lite SDL**

Shown as 36" wide door pair, with:

- Smooth panel option
- Artisan Pecan Distressed finish
- Rain glass texture
- San Jose Oil Rubbed Bronze handlesets



**Arch Top Double 4 Lite SDL**

Shown as 36" wide door pair, with:

- V-Groove panel option
- Estate Smoke finish
- Clear glass
- Round clavos
- Zenia Satin Nickel handlesets



**Arch Top Double 6 Lite SDL**

Shown as 36" wide door pair, with:

- Smooth panel option
- Artisan Weathered Saddle Distressed finish
- Rain glass texture
- Carmel Satin Nickel handlesets



**Arch Top Double 8 Lite SDL**

Shown as 36" wide door pair, with:

- V-Groove panel option
- Artisan Gunstock Distressed finish
- Reeds glass texture
- Lumina Oil Rubbed Bronze handlesets

## Square Top Arch Double SDL Cherry, Knotty Alder, Mahogany Door · 8'0" Tall



**Square Top Arch Double 3 Lite SDL**

Shown as 36" wide door, with:

- V-Groove panel option
- Artisan Rosewood Antique finish
- Reeds glass texture
- Carmel Nickel handlesets



**Square Top Arch Double 4 Lite SDL**

Shown as 36" wide door, with:

- V-Groove panel option
- Artisan Laurel Grey Antique finish
- Water glass texture
- Lumina Oil Rubbed Bronze handlesets



**Square Top Arch Double 6 Lite SDL**

Shown as 36" wide door, with:

- Smooth panel option
- Artisan Weathered Saddle Distressed finish
- Rain glass texture
- San Jose Antique Nickel handlesets



**Square Top Arch Double 8 Lite SDL**

Shown as 36" wide door, with:

- Smooth panel option
- Artisan Gunstock Distressed finish
- Clear glass
- Lumina Satin Nickel handlesets

### Available Options for 1-Panel Arch Lite Double Doors:

- 2 door widths: 32" and 36"
- Decorative Clavos & Straps. See page 12
- Multipoint Lock Sets. See pages 17-19
- Factory Pre-finished options. See pages 6-11
- Several Wood grain textures. Scan for more information
- Available with 5 Glass textures. See page 52
- Impact option available
- 2 lower panel options: Smooth or V-Groove

Use your cell phone camera or QRC scan app to **SCAN for More Information**>



## 1 Panel 3/4 Lite SDL Knotty Alder, Mahogany & Cherry Door · 8'0" Tall



sidelites

### 3/4 Lite SDL 4 Lite

- Shown as 36" wide door, with:
- Smooth panel option
  - Artisan Onyx Antique finish
  - Water glass texture
  - Carmel handleset
  - Matching sidelites available



sidelites

### 3/4 Lite SDL 6 Lite

- Shown as 36" wide door, with:
- V-Groove panel option
  - Artisan Weathered Saddle Distressed
  - Rain glass texture
  - San Jose handleset
  - Matching sidelites available



sidelites

### 3/4 Lite SDL 9 Lite

- Shown as 36" wide door, with:
- Smooth panel option
  - Estate Mocha finish
  - Water glass texture
  - Carmel handleset
  - Matching sidelites available



sidelites

### 3/4 Lite SDL 10 Lite

- Shown as 36" wide door, with:
- Smooth panel option
  - Estate Cranberry finish
  - Clear glass
  - San Jose handleset
  - Matching sidelites available

## 1 Panel 2/3 Lite SDL Knotty Alder Door · 8'0" Tall

Available with Dutch Door Option – See pages 46-50



### 2/3 Lite SDL 4 Lite

- Shown as 36" wide door, with:
- V-Groove panel option
  - Artisan Gunstock Antique finish
  - Water glass texture
  - Carmel handleset



### 2/3 Lite SDL 6 Lite

- Shown as 36" wide door, with:
- V-Groove panel option
  - Estate Chestnut finish
  - Reeds glass texture
  - Lumina handleset



### 2/3 Lite SDL 8 Lite

- Shown as 36" wide door, with:
- Smooth panel option
  - Artisan Laurel Grey Antique finish
  - Clear glass
  - Dutch Door option shown



### 2/3 Lite SDL 9 Lite

- Shown as 36" wide door, with:
- V-Groove panel option
  - Estate Smoke finish
  - Flemish glass texture
  - Square clavos option

#### Available Options for 1-Panel FiberCraft 8'0" tall Doors above:

- 2 door widths: 36" and 32"
- 3/4 Lite doors available in 3 wood grain textures (Knotty Alder in Pre-finished Artisan option only)
- Dutch Door option available prehung only for 2/3 door in both widths. See pages 46-50
- Decorative Clavos & Straps. See page 12
- Factory Pre-finished options. See pages 6-11
- Several wood grain textures. Scan for more information
- Available with 5 Glass textures. See page 52
- Impact option available (not on Dutch Doors)
- 2 lower panel options: Smooth or V-Groove
- Matching Sidelites available as noted

Use your cell phone camera or QRC scan app to **SCAN for More Information**>



## 1 Panel 3/4 Lite SDL Knotty Alder, Mahogany & Cherry Door · 6' 8" Tall




sidelites

### 3/4 Lite SDL 3 Lite

Shown as 36" wide door, with:

- V-Groove panel option
- Artisan Pecan Antique finish
- Rain glass texture
- Carmel handleset
- Matching sidelites available



sidelites

### 3/4 Lite SDL 4 Lite

Shown as 36" wide door, with:

- Smooth panel option
- Artisan Antique finish
- Rain glass texture
- Lumina handleset
- Matching sidelites available



sidelites

### 3/4 Lite SDL 6 Lite

Shown as 36" wide door, with:

- V-Groove panel option
- Artisan Laurel Grey Distressed
- Reeds glass texture
- San Jose handleset
- Matching sidelites available



sidelites

### 3/4 Lite SDL 9 Lite

Shown as 36" wide door, with:

- V-Groove panel option
- Artisan Weathered Saddle Distressed
- Water glass texture
- Zenia handleset
- Matching sidelites available

## 1 Panel 1/2 Lite SDL Knotty Alder Door · 6' 8" Tall

Available with Dutch Door Option – See pages 46-50



### 1/2 Lite SDL 4 Lite

Shown as 36" wide door, with:

- V-Groove panel option
- Artisan Gunstock Antique finish
- Clear glass
- Dutch Door option shown
- Savoy handleset



### 1/2 Lite SDL 6 Lite

Shown as 36" wide door, with:

- V-Groove panel option
- Artisan Sable Grey Distressed
- Flemish glass texture
- Carmel handleset



### 1/2 Lite SDL 9 Lite

Shown as 36" wide door, with:

- Smooth panel option
- Estate Smoke finish
- Flemish glass texture
- Square clavos
- San Jose handleset

### Available Options for 1-Panel SDL FiberCraft 6'8" tall Doors above:

- 2 door widths: 36" and 32"
- 3/4 Lite doors available in 3 wood grain textures (Knotty Alder in Pre-finished Artisan option only)
- Dutch Door option available for 1/2 lite prehung only in both widths. See pages 46-50
- Decorative Clavos & Straps. See page 12
- Factory Pre-finished options. See pages 6-11
- Several wood grain textures. Scan for more information
- Available with 5 Glass textures. See page 52
- Impact option available (not on 1/2 Lites or Dutch Doors)
- 2 lower panel options: Smooth or V-Groove
- Matching Sidelites available as noted



Use your cell phone camera or QRC scan app to **SCAN** for More Information >




# FIBERCRAFT CRAFTSMAN FIR & MAHOGANY DOORS

GlassCraft's Craftsman doors shown on these two pages utilize "flush glazing" that has no raised molding around the glass panel as shown in the photo at right. This flush-molding appearance is identical on both the front and back sides of the door. These glass panels are replaceable if ever broken. This style of glazing is different from most other FiberCraft doors which have raised molding on both sides of the door. This flush style glazing is true to the architectural design of original Craftsman, Mission, and Shaker style doors of 100 years ago.



## Unique Mortise and Tenon Feature for Artisan Distressed finish option

GlassCraft offers Craftsman style doors with either our "Estate Collection" or our "Artisan Collection" finish options. The Artisan Collection Antique and Distressed options feature our premium hand-finished colors and textures. For these Craftsman style doors, the Artisan Distressed finish includes unique "mortise and tenon" faux door pegs as shown in the photo to the right. Our Artisan Collection Distressed factory finish options provide a combination of special antique patina, natural bur marks, rustic characteristics, indentations, pits, scores, and worm holes. (No door peg marks on Artisan Antique finished doors). These Artisan finishes, wood grains and textures create the unique Craftsman Mahogany appearance that is most authentic.



**Please note:** The photos on these pages and in this catalog offer an indication of the final appearance, but due to variations in the texture, grain, and color of the fiberglass finish, the actual appearance will vary.

## Craftsman SDL Fir Door · 8' Tall




**Fir Craftsman 1 Lite**

- Shown as 36" wide door, with:
- Estate Smoke finish
  - Reeds glass texture
  - Dentil shelf option
  - Craftsman handleset



**Fir Craftsman 3 Lite**

- Shown as 36" wide door, with:
- Artisan Midnight Grey Distressed
  - Reeds glass texture
  - Dentil shelf option
  - San Jose handleset



**Fir Craftsman 4 Lite**

- Shown as 36" wide door, with:
- Artisan Rosewood finish
  - Clear glass
  - Zenia handleset



**Fir Craftsman 6 Lite**

- Shown as 36" wide door, with:
- Artisan Laurel Grey Antique
  - Rain glass texture
  - Dentil shelf option
  - Carmel handleset



**Fir Craftsman 6 Lite Marginal**

- Shown as 36" wide door, with:
- Estate Mocha finish
  - Water glass texture
  - Lumina handleset

### Available Options for FiberCraft 8'0" tall Craftsman Doors above:

- Available in 36" width
- Dentil Shelf option available for all Craftsman doors
- Factory Pre-finished options. See pages 6-11
- Fir wood grain. Scan for more information
- Available with 4 Glass textures. Clear, Water, Reeds, Rain. See page 52
- Faux pegs are standard for Artisan Distressed finishing

Use your cell phone camera or QRC scan app to **SCAN for More Information**>





## Craftsman SDL Mahogany Door · 6' 8" Tall



**Mahogany Craftsman 1 Lite**

- Shown as 36" wide door, with:
- Artisan Pecan Distressed finish
  - Water glass texture
  - Dentil shelf option
  - Craftsman handleset



**Mahogany Craftsman 3 Lite**

- Shown as 36" wide door, with:
- Artisan Midnight Grey finish
  - Water glass texture
  - Dentil shelf option
  - Craftsman handleset



**Mahogany Craftsman 4 Lite**

- Shown as 36" wide door, with:
- Estate Smoke finish
  - Rain glass texture
  - Dentil shelf option
  - Craftsman handleset



**Mahogany Craftsman 6 Lite**

- Shown as 36" wide door, with:
- Artisan Sable Grey finish
  - Clear glass
  - Craftsman handleset



**Mahogany Craftsman 6 Lite Marginal**


- Shown as 36" wide door, with:
- Estate Mocha finish
  - Reeds glass texture
  - Dentil shelf option
  - Craftsman handleset

## Craftsman SDL Fir Door · 6' 8" Tall




**Fir Craftsman 1 Lite**

- Shown as 36" wide door, with:
- Estate Smoke finish
  - Reeds glass texture
  - Zenia handleset



**Fir Craftsman 3 Lite**

- Shown as 36" wide door, with:
- Artisan Midnight Grey finish
  - Water glass texture
  - Dentil shelf option
  - San Jose handleset



**Fir Craftsman 4 Lite**

- Shown as 36" wide door, with:
- Artisan Laurel Grey Antique
  - Clear glass
  - Craftsman handleset



**Fir Craftsman 6 Lite**

- Shown as 36" wide door, with:
- Artisan Onyx finish
  - Reeds glass texture
  - Dentil shelf option
  - Lumina handleset



**Fir Craftsman 6 Lite Marginal**

- Shown as 36" wide door, with:
- Artisan Sable Grey finish
  - Clear glass texture shown
  - Lumina handleset

### Available Options for FiberCraft 6' 8" tall Craftsman Doors above:

- Available in 36" width
- Dentil Shelf option available for all Craftsman doors
- Factory Pre-finished options. See pages 6-11
- 2 Wood grain textures. Scan for more information
- Available with 4 Glass textures. Clear, Water, Reeds, Rain. See page 52
- Faux pegs are standard for Artisan Distressed finishing. See page 56

Use your cell phone camera or QRC scan app to **SCAN for More Information**>





Image: Shown with 3'0" x 6'8" 3/4 Lite Cantania GBG door in Artisan Antique Cherry wood grain in Pecan finish, with Water glass texture and Lumina Satin Nickel handleset.

## GBG (Grille-Between-Glass) DOORS

FIBERCRAFT COLLECTION

# The FIBERCRAFT GBG (Grille-Between-Glass) COLLECTION

## Patented VinciLites® GBG Panels

The wrought-iron inspired VinciLites® Collection of decorative “grille-between-the-glass” or GBG doors are unique in their appearance, and feature simulated hand-tooling marks and unique designs. GlassCraft has multiple US Patents approved for this product. Available in all door sizes, there are six GBG grille designs to choose from: Austin, Cantania, Novara, Palermo, Salento, and Florence. Each decorative grille is finished in Antique Black, and mounted between two pieces of tempered safety glass. There are four glass texture options available with varying obscurity levels – all of which allow daylight to enter. All VinciLites® designs are registered trademark designs owned by GlassCraft.

## GBG Design Options




AUSTIN



CANTANIA



NOVARA




PALERMO



SALENTO



FLORENCE




## Glass Texture Options for GBG Doors




CLEAR

1 - PRIVACY RATING




WATER

3 - PRIVACY RATING



REEDS

7 - PRIVACY RATING



RAIN

9 - PRIVACY RATING

## Dutch Door Option Available

Many of the GBG doors in this section are available as Dutch Doors, such as the door at right. These doors are noted where available. For more information, please refer to pages 46-50.



## 1 Panel 2/3 Lite GBG Knotty Alder Door · 8'0" Tall

ALL Doors on this page are available with Dutch Door Option – See pages 46-50



- |   |  |  |   |   |   |
|---|--|--|---|---|---|
| <p><b>2/3 Lite Florence</b></p> <p>Shown as 36" wide door, with:</p> <ul style="list-style-type: none"> <li>• Smooth panel option</li> <li>• Estate Smoke finish</li> <li>• Reeds glass texture</li> <li>• Zenia handleset</li> </ul> | <p><b>2/3 Lite Cantania</b></p> <p>Shown as 36" wide door, with:</p> <ul style="list-style-type: none"> <li>• V-Groove panel option</li> <li>• Artisan Sable Grey Antique</li> <li>• Water glass texture</li> <li>• Dutch Door option</li> </ul> | <p><b>2/3 Lite Austin</b></p> <p>Shown as 36" wide door, with:</p> <ul style="list-style-type: none"> <li>• V-Groove panel option</li> <li>• Artisan Gunstock Antique</li> <li>• Rain glass texture</li> <li>• Carmel handleset</li> </ul> | <p><b>2/3 Lite Salento</b></p> <p>Shown as 36" wide door, with:</p> <ul style="list-style-type: none"> <li>• V-Groove panel option</li> <li>• Artisan Pecan Antique</li> <li>• Rain glass texture</li> <li>• Savoy handleset</li> </ul> | <p><b>2/3 Lite Palermo</b></p> <p>Shown as 36" wide door, with:</p> <ul style="list-style-type: none"> <li>• V-Groove panel option</li> <li>• Artisan Laurel Grey Antique</li> <li>• Reeds glass texture</li> <li>• Square clavos</li> <li>• Dutch Door option</li> </ul> | <p><b>2/3 Lite Novara</b></p> <p>Shown as 36" wide door, with:</p> <ul style="list-style-type: none"> <li>• V-Groove panel option</li> <li>• Artisan Pecan Antique finish</li> <li>• Clear glass</li> <li>• Lumina handleset</li> </ul> |
|---|--|--|---|---|---|

## 1 Panel Arch Lite GBG Knotty Alder Door · 8'0" Tall



- |  |  |  |  |
|--|--|--|--|
| <p><b>Arch Lite Florence</b></p> <p>Shown as 36" wide door, with:</p> <ul style="list-style-type: none"> <li>• V-Groove panel option</li> <li>• Artisan Weathered Saddle finish</li> <li>• Clear glass</li> <li>• Windsor handleset</li> </ul> | <p><b>Arch Lite Palermo</b></p> <p>Shown as 36" wide door, with:</p> <ul style="list-style-type: none"> <li>• V-Groove panel option</li> <li>• Artisan Rosewood finish</li> <li>• Reeds glass texture</li> <li>• Carmel handleset</li> </ul> | <p><b>Arch Lite Cantania</b></p> <p>Shown as 36" wide door, with:</p> <ul style="list-style-type: none"> <li>• V-Groove panel option</li> <li>• Artisan Sable Grey finish</li> <li>• Water glass texture</li> <li>• Dutch Door option</li> </ul> | <p><b>Arch Lite Austin</b></p> <p>Shown as 36" wide door, with:</p> <ul style="list-style-type: none"> <li>• V-Groove panel option</li> <li>• Estate Smoke finish</li> <li>• Reeds glass texture</li> <li>• Dutch Door option</li> </ul> |
|--|--|--|--|

**Available Options for 1-Panel 2/3 and Arch Lite Knotty Alder Doors:**

- 2 door widths: 36" and 32"
- Dutch Door Option available prehung only in both widths. See pages 46-50
- Decorative Clavos & Straps. See page 12
- Multipoint Lock Sets. See pages 17-19
- Factory Pre-finished options. See pages 6-11
- Available with 4 Glass textures. See page 59
- 2 lower panel options: Smooth or V-Groove



Use your cell phone camera or QRC scan app to **SCAN for More Information**>



## 1 Panel 3/4 Lite GBG Knotty Alder, Mahogany, Cherry Door · 8'0" Tall



**3/4 Lite Austin**

- Shown as 36" wide door, with:
- Smooth panel option
  - Artisan Rosewood finish
  - Rain glass texture
  - Carmel handleset

**3/4 Lite Cantania**

- Shown as 36" wide door, with:
- Smooth panel option
  - Artisan Onyx Antique finish
  - Rain glass texture
  - Lumina handleset

**3/4 Lite Florence**

- Shown as 36" wide door, with:
- Smooth panel option
  - Estate Cranberry finish
  - Clear glass
  - Windsor handleset

**3/4 Lite Novara**

- Shown as 36" wide door, with:
- Smooth panel option
  - Estate Mocha finish
  - Reeds glass texture
  - San Jose handleset

**3/4 Lite Palermo**

- Shown as 36" wide door, with:
- V-Groove panel option
  - Artisan Pecan Antique finish
  - Rain glass texture
  - Windsor handleset

**3/4 Lite Salento**

- Shown as 36" wide door, with:
- Smooth panel option
  - Estate Smoke finish
  - Reeds glass texture
  - Savoy handleset

## 1 Panel 3/4 Lite GBG Knotty Alder, Mahogany, Cherry Door · 6'8" Tall



**3/4 Lite Salento**

- Shown as 36" wide door, with:
- Smooth panel option
  - Estate Mocha finish
  - Clear glass
  - Carmel handleset

**3/4 Lite Novara**

- Shown as 36" wide door, with:
- V-Groove panel option
  - Estate Chestnut finish
  - Rain glass texture
  - San Jose handleset

**3/4 Lite Palermo**

- Shown as 36" wide door, with:
- Smooth panel option
  - Estate Mocha finish
  - Reeds glass texture
  - Savoy handleset

**3/4 Lite Cantania**

- Shown as 36" wide door, with:
- Smooth panel option
  - Artisan Pecan Antique finish
  - Water glass texture
  - Lumina handleset

**3/4 Lite Austin**

- Shown as 36" wide door, with:
- V-Groove panel option
  - Artisan Gunstock Distressed
  - Rain glass texture
  - Round clavos
  - Windsor handleset

**3/4 Lite Florence**

- Shown as 36" wide door, with:
- Smooth panel option
  - Estate Smoke finish
  - Clear glass
  - Zenia handleset

### Available Options for 3/4 Lite 6-8 and 8-0 Doors:

- 2 door widths: 36" and 32"
- Doors available in 3 wood grain textures (Knotty Alder in Pre-finished Artisan option only)
- Decorative Clavos & Straps. See page 12
- Sidelites available for all doors above
- Factory Pre-finished options. See pages 6-11
- Several Wood Grain textures. Scan for more information
- Available with 4 Glass Textures. See page 59
- 2 lower panel options: Smooth or V-Groove

Use your cell phone camera or QRC scan app to **SCAN** for More Information >



## 1 Panel Arch Lite GBG Knotty Alder & Cherry Door · 6'8" Tall



sidelites

### Arch Lite Florence

Shown as 36" wide door, with:

- Smooth panel option
- Estate Mocha finish
- Reeds glass texture
- San Jose handleset



sidelites

### Arch Lite Palermo

Shown as 36" wide door, with:

- V-Groove panel option
- Artisan Weathered Saddle
- Rain glass texture
- Square clavos
- Carmel handleset



sidelites

### Arch Lite Cantania

Shown as 36" wide door, with:

- Smooth panel option
- Artisan Sable Grey Antique
- Reeds glass
- Savoy handleset



sidelites

### Arch Lite Austin

Shown as 36" wide door, with:

- Smooth panel option
- Artisan Weathered Saddle
- Water glass texture
- Windsor handleset

## 1 Panel Full Lite GBG Knotty Alder & Cherry Door · 6'8" Tall



sidelites

### Full Lite Salento

Shown as 36" wide door, with:

- Estate Smoke finish
- Rain glass texture
- Carmel handleset




sidelites

### Full Lite Novara

Shown as 36" wide door, with:

- Estate Mocha finish
- Reeds glass texture
- Zenia handleset




sidelites

### Full Lite Florence

Shown as 36" wide door, with:

- Estate Cranberry finish
- Clear glass
- Lumina handleset




sidelites

### Full Lite Palermo

Shown as 36" wide door, with:

- Artisan Pecan Antique finish
- Water glass texture
- Windsor handleset



sidelites

### Full Lite Cantania

Shown as 36" wide door, with:

- Artisan Weathered Saddle
- Water glass texture
- San Jose handleset



sidelites


### Full Lite Austin

Shown as 36" wide door, with:

- Artisan Onyx finish
- Water glass texture
- Savoy handleset

### Available Options for Arch Lite and Full Lite 6-8 Doors:

- 2 door widths: 36" and 32"
- Doors available in 2 wood grain textures (Knotty Alder in Pre-finished Artisan option only)
- Decorative Clavos & Straps. See page 12
- Sidelites available
- Factory Pre-finished options. See pages 6-11
- Available with 4 Glass textures. See page 59
- 2 lower panel options for Arch Lite doors: Smooth or V-Groove



Use your cell phone camera or QRC scan app to **SCAN for More Information**>





Image: Shown with double 3'0" x 8'0" 3/4 Lite door with Republic wrought iron design, smooth panel, Artisan Onyx Antique finish, Cloud glass, and Carmel handlesets.

# WROUGHT IRON & STEEL GRILLE ENTRY DOORS

FIBERCRAFT COLLECTION


# The FIBERCRAFT IRON & STEEL GRILLE DOOR COLLECTION

## Patented FerraLites® Wrought Iron or Steel Grilles

GlassCraft's FerraLites® External Wrought Iron or Steel Grille Series features real handmade wrought iron grilles or CNC Cut Modern Steel grilles, along with textured insulated glass panels. This patented design features a decorative metal grille that is "hinged" to allow the grille to be opened for ease of cleaning. The iron grilles are powder-coated in an antique black color. Thirteen metal grille design styles are available, and each grille is available in up to 6 glass texture options with varying obscurity levels. The degree of "obscurity" is noted for each glass texture option (next page). The glass panels use tempered safety glass to make a two-layer-thick safety glass panel. GlassCraft has multiple patents on this unique product.



*Real wrought iron,  
hand forged by  
real artisans.*



## Decorative Grilles Open for Cleaning

GlassCraft's external wrought iron grilles include a patented operating grille hinge mounting system that makes cleaning the glass easy. Grilles may be locked into place with a locking screw.



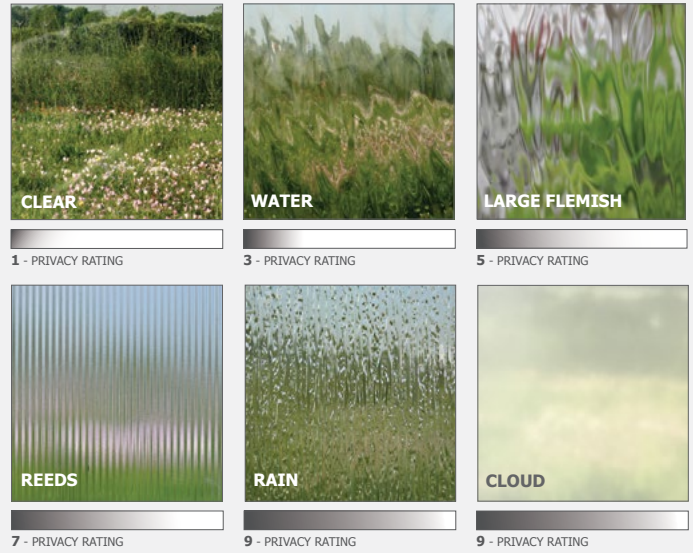
Operable wrought iron grilles



# The FIBERCRAFT IRON & STEEL GRILLE DOOR COLLECTION

## Textured Glass Options for Wrought Iron/Steel Grille Doors


Choose from 6 different glass texture options to complement your Iron & Steel Grille composite entry door. The glass textures shown here are produced using a tempered double IG (insulated glass) unit to provide safety, security, and energy efficiency. The capacity to see through the glass panel varies depending upon the glass texture chosen.



\* N/A for Arch Top Double doors

## Traditional Wrought Iron Grilles or CNC Cut Steel Modern Grilles

The decorative grilles shown in this section are either real hand-made wrought iron grilles (photo at far right), or are laser or plasma cut steel grilles (photo at near right), cut on CNC machines. These iron or steel grilles are noted throughout this section. Either way, they mount and function on the door the same way, and all are powder-coated for durability. Several of the doors with Wrought Iron Grilles also have matching sidelites available. These are noted in this section.



Steel Grille



Wrought Iron Grille

## IMPACT Pre-hung Units with Exterior Wrought Iron Grilles


All entryways with our exterior wrought iron or steel grilles feature a special powder-coated finish layer on the decorative grille. This coating is commonly used on offshore oil-rigs, applied to metal parts to resist rusting and corrosion. While this coating significantly enhances the durability of these decorative wrought iron grilles, we do not warrant the grilles or hardware finish against corrosion.



## Dutch Door Option Available

Many of the Iron and Steel Grille doors in this section are available as Dutch Doors, such as the door at right. These doors are noted where available. For more information, please refer to pages 46-50.

8 foot FiberCraft Dutch Door with LaSalle iron grille.



## Arch Top Double Wrought Iron Grille Cherry, Knotty Alder, Mahogany Door · 8'0" Tall



**Arch Top Double Bellagio™**

- Shown as 36" wide door pair, with:
- Smooth panel option
  - Artisan Gunstock Distressed finish
  - Clear glass
  - San Jose handlesets - Black



**Arch Top Double Marbella®**

- Shown as 36" wide door pair, with:
- V-Groove panel option
  - Estate Cranberry finish
  - Rain glass texture
  - Carmel handlesets - Nickel



**Arch Top Double Warwick®**

- Shown as 36" wide door pair, with:
- Smooth panel option
  - Artisan Sable Grey Distressed finish
  - Reeds glass texture
  - Carmel handlesets - Oil Rubbed Bronze



**Arch Top Double Valencia™**

- Shown as 36" wide door pair, with:
- Smooth panel option
  - Artisan Weathered Saddle Distressed finish
  - Water glass texture
  - Lumina handlesets - Oil Rubbed Bronze

## Square Top Arch Double Wrought Iron Grille Cherry, Knotty Alder, Mahogany Door · 8'0" Tall



**Square Top Arch Dbl Bellagio™**

- Shown as 36" wide door, with:
- Smooth panel option
  - Estate Smoke finish
  - Rain glass texture
  - San Jose handlesets - Black



**Square Top Arch Dbl Valencia™**

- Shown as 36" wide door, with:
- Smooth panel option
  - Artisan Weathered Saddle Distressed finish
  - Flemish glass texture
  - Lumina handlesets - Oil Rubbed Bronze



**Square Top Arch Dbl Warwick®**

- Shown as 36" wide door, with:
- Smooth panel option
  - Artisan Pecan Distressed finish
  - Reeds glass texture
  - Carmel handlesets - Oil Rubbed Bronze



**Square Top Arch Dbl Marbella®**

- Shown as 36" wide door, with:
- V-Groove panel option
  - Artisan Laurel Grey finish
  - Clear glass
  - Zenia handlesets - Nickel

### Available Options for Arch Lite Mahogany, Alder and Cherry Double Doors:

- 2 door widths: 36" and 32". Handleset options for 32" wide door should not use a lever on the exterior side (thumb latch only)
- Doors available in 3 wood grain textures (Knotty Alder in Pre-finished Artisan option only)
- Decorative Clavos & Straps. See page 12
- Multipoint Lock Sets. See pages 17-19
- Factory Pre-finished options. See pages 6-11
- Available with 5 Glass textures (no Cloud). See page 65
- Impact option available
- 2 lower panel options: Smooth or V-Groove

Use your cell phone camera or QRC scan app to **SCAN** for More Information >



# 1 Panel 3/4 Lite Steel Grille Cherry, Knotty Alder & Mahogany Door · 8'0" Tall



**3/4 Lite Moderna**

- Shown as 36" wide door, with:
- V-Groove panel option
  - Artisan Sable Grey Distressed
  - Flemish glass texture
  - Carmel handleset



**3/4 Lite Eclectic**

- Shown as 36" wide door, with:
- Smooth panel option
  - Estate Smoke finish
  - Water glass texture
  - Carmel handleset



**3/4 Lite Minimal**

- Shown as 36" wide door, with:
- Smooth panel option
  - Artisan Laurel Grey finish
  - Reeds glass texture
  - Lumina handleset



**3/4 Lite Urban**

- Shown as 36" wide door, with:
- Smooth panel option
  - Artisan Onyx finish
  - Clear glass
  - Carmel handleset



**3/4 Lite Contempo**

- Shown as 36" wide door, with:
- V-Groove panel option
  - Artisan Weathered Saddle Antique
  - Cloud glass texture
  - Carmel handleset


# 1 Panel 3/4 Lite Wrought Iron Grille Cherry, Knotty Alder & Mahogany Door · 8'0" Tall



sidelites

**3/4 Lite Charleston**


- Shown as 36" wide door, with:
- Smooth panel option
  - Artisan Onyx Distressed finish
  - Water glass texture
  - Lumina handleset



sidelites

**3/4 Lite Valencia**


- Shown as 36" wide door, with:
- Smooth panel option
  - Artisan Weathered Saddle Antique finish
  - Water glass texture
  - Carmel handleset



sidelites

**3/4 Lite La Salle**

- Shown as 36" wide door, with:
- Smooth panel option
  - Artisan Laurel Grey finish
  - Reeds glass texture
  - Lumina handleset



sidelites

**3/4 Lite St. Charles**

- Shown as 36" wide door, with:
- V-Groove panel option
  - Artisan Rosewood Distressed
  - Rain glass texture
  - Carmel handleset



**3/4 Lite Republic**

- Shown as 36" wide door, with:
- Smooth panel option
  - Artisan Onyx Antique finish
  - Cloud glass texture
  - Carmel handleset

## Available Options for 1-Panel 3/4 Lite Mahogany, Alder and Cherry Doors:


- 2 door widths: 36" and 32". Handleset options for 32" wide door should not use a lever on the exterior side (thumb latch only)
- Doors available in 3 wood grain textures (Knotty Alder in Pre-finished Artisan option only)
- Decorative Clavos & Straps. See page 12
- Multipoint Lock Sets. See pages 17-19
- Factory Pre-finished options. See pages 6-11
- Available with all 6 Glass textures. See page 65
- Impact option available
- 2 lower panel options: Smooth or V-Groove
- Sidelites available for doors with Wrought Iron door above as noted

Use your cell phone camera or QRC scan app to **SCAN** for **More Information**>



## 1 Panel 2/3 Lite Steel Grille Knotty Alder Door · 8'0" Tall

ALL Doors on this page are available with Dutch Door Option – See pages 46-50



**2/3 Lite Moderna**

- Shown as 36" wide door, with:
- Smooth panel option
  - Estate Smoke finish
  - Reeds glass texture
  - Dutch Door option



**2/3 Lite Eclectic**

- Shown as 36" wide door, with:
- V-Groove panel option
  - Artisan Sable Grey finish
  - Rain glass texture
  - San Jose handleset




**2/3 Lite Minimal**

- Shown as 36" wide door, with:
- Smooth panel option
  - Artisan Laurel Grey finish
  - Reeds glass texture
  - Dutch Door option



**2/3 Lite Urban**


- Shown as 36" wide door, with:
- Smooth panel option
  - Estate Smoke finish
  - Cloud glass
  - Carmel handleset



**2/3 Lite Contempo**

- Shown as 36" wide door, with:
- V-Groove panel option
  - Estate Mocha finish
  - Flemish glass texture
  - Lumina handleset

## 1 Panel 2/3 Lite Wrought Iron Grille Knotty Alder Door · 8'0" Tall



**2/3 Lite Charleston**

- Shown as 36" wide door, with:
- V-Groove panel option
  - Estate Cranberry finish
  - Water glass texture
  - Carmel handleset




**2/3 Lite Valencia**

- Shown as 36" wide door, with:
- V-Groove panel option
  - Estate Mocha finish
  - Flemish glass texture
  - Dutch Door option



**2/3 Lite La Salle**

- Shown as 36" wide door, with:
- Smooth panel option
  - Artisan Laurel Grey finish
  - Clear glass
  - San Jose handleset



**2/3 Lite St. Charles**

- Shown as 36" wide door, with:
- V-Groove panel option
  - Artisan Rosewood finish
  - Cloud glass texture
  - Savoy handleset




**2/3 Lite Republic**

- Shown as 36" wide door, with:
- V-Groove panel option
  - Artisan Gunstock finish
  - Water glass texture
  - Lumina handleset

### Available Options for 1-Panel 2/3 Lite Knotty Alder Doors:


- 2 door widths: 36" and 32". Handleset options for 32" wide door should not use a lever on the exterior side (thumb latch only)
- Dutch Door Option available prehung only in both widths. See pages 46-50
- Decorative Clavos & Straps. See page 12
- Factory Pre-finished options. See pages 6-11
- Available with all 6 Glass textures. See page 6
- Impact option available (not on Dutch Doors)
- 2 lower panel options: Smooth or V-Groove

Use your cell phone camera or QRC scan app to **SCAN for More Information>**




## 1 Panel Arch Lite Wrought Iron Knotty Alder Door · 8'0" Tall

8'0" Tall Arch Lite Doors are available with Dutch Door Option – See pages 46-50



**Arch Lite Charleston**

- Shown as 36" wide door, with:
- V-Groove panel option
  - Estate Cranberry finish
  - Water glass texture
  - Dutch Door option



**Arch Lite La Salle**

- Shown as 36" wide door, with:
- Smooth panel option
  - Estate Smoke finish
  - Clear glass
  - Carmel handleset



**Arch Lite Valencia**

- Shown as 36" wide door, with:
- V-Groove panel option
  - Estate Mocha finish
  - Rain glass texture
  - San Jose handleset



**Arch Lite St. Charles**


- Shown as 36" wide door, with:
- V-Groove panel option
  - Artisan Sable Grey Antique
  - Water glass texture
  - Dutch Door option

## 1 Panel Arch Lite Wrought Iron Cherry & Knotty Alder Door · 6'8" Tall



**Arch Lite Charleston**

- Shown as 36" wide door, with:
- Smooth panel option
  - Artisan Midnight Grey finish
  - Rain glass texture
  - Carmel handleset



**Arch Lite La Salle**

- Shown as 36" wide door, with:
- Smooth panel option
  - Estate Cranberry finish
  - Reeds glass texture
  - San Jose handleset



**Arch Lite Valencia**

- Shown as 36" wide door, with:
- Smooth panel option
  - Estate Mocha finish
  - Reeds glass texture
  - Windsor handleset




**Arch Lite St. Charles**

- Shown as 36" wide door, with:
- Smooth panel option
  - Artisan Sable Grey Antique
  - Water glass texture
  - Savoy handleset

### Available Options for 1-Panel Arch Lite 8'0" Knotty Alder Doors and 6'8" Cherry and Knotty Alder Doors:

- 2 door widths: 36" and 32". Handleset options for 32" wide door should not use a lever on the exterior side (thumb latch only)
- Arch Lite 6-8 tall doors available in 2 grain textures (Knotty Alder in Pre-finished Artisan option only)
- Dutch Door Option available prehung only in both widths for 8'0" door. See pages 46-50
- Multipoint Lock Sets. See pages 17-19
- Factory Pre-finished options. See pages 6-11
- Available with all 6 Glass Textures. See page 65
- Impact option available (not on Dutch Doors)
- 2 lower panel options: Smooth or V-Groove

Use your cell phone camera or QRC scan app to **SCAN for More Information**>



## 1 Panel 3/4 Lite Steel Grille Cherry, Knotty Alder & Mahogany Door · 6'8" Tall



**3/4 Lite Moderna**

Shown as 36" wide door, with:

- Smooth panel option
- Artisan Onyx finish
- Reeds glass texture
- Carmel handleset



**3/4 Lite Eclectic**

Shown as 36" wide door, with:

- Smooth panel option
- Estate Smoke finish
- Cloud glass texture
- San Jose handleset



**3/4 Lite Minimal**

Shown as 36" wide door, with:


- Smooth panel option
- Estate Mocha finish
- Reeds glass texture
- Zenia handleset



**3/4 Lite Urban**

Shown as 36" wide door, with:

- Smooth panel option
- Artisan Sable Grey finish
- Clear glass
- Lumina handleset




**3/4 Lite Contempo**

Shown as 36" wide door, with:

- V-Groove panel option
- Artisan Pecan finish
- Flemish glass texture
- Round clavos
- Savoy handleset

## 1 Panel 3/4 Lite Wrought Iron Grille Cherry, Knotty Alder & Mahogany Door · 6'8" Tall




sidelites

**3/4 Lite La Salle**

Shown as 36" wide door, with:

- Smooth panel option
- Estate Chestnut finish
- Clear glass
- Windsor handleset



sidelites

**3/4 Lite St. Charles**

Shown as 36" wide door, with:

- V-Groove panel option
- Artisan Pecan finish
- Water glass texture
- Round clavos
- Savoy handleset



sidelites

**3/4 Lite Charleston**

Shown as 36" wide door, with:

- V-Groove panel option
- Artisan finish
- Rain glass texture
- Carmel handleset



sidelites

**3/4 Lite Valencia**

Shown as 36" wide door, with:

- Smooth panel option
- Estate Mocha finish
- Reeds glass texture
- San Jose handleset



**3/4 Lite Republic**


Shown as 36" wide door, with:

- V-Groove panel option
- Estate Chestnut finish
- Cloud glass texture
- Round clavos
- Lumina handleset

### Available Options for 1-Panel 3/4 Lite Knotty Alder, Cherry & Mahogany Doors:

- 2 door widths: 36" and 32". Handleset options for 32" wide door should not use a lever on the exterior side (thumb latch only)
- Doors available in 3 wood grain textures (Knotty Alder in Pre-finished Artisan option only)
- Decorative Clavos & Straps. See page 12
- Multipoint Lock Sets. See pages 17-19
- Factory Pre-finished options. See pages 6-11
- Available with all 6 Glass textures. See page 65
- Impact option available
- 2 lower panel options: Smooth or V-Groove
- Sidelites available for doors with Wrought Iron as noted above

Use your cell phone camera or QRC scan app to **SCAN for More Information>**




## Full Lite Steel Grille Cherry or Knotty Alder Door · 6'8" Tall




**Full Lite Moderna**

- Shown as 36" wide door, with:
- Artisan Sable Grey Antique
  - Cloud glass texture
  - Lumina handleset



**Full Lite Eclectic**

- Shown as 36" wide door, with:
- Estate Chestnut finish
  - Rain glass texture
  - Carmel handleset



**Full Lite Minimal**

- Shown as 36" wide door, with:
- Estate Cranberry finish
  - Clear glass
  - Zenia handleset



**Full Lite Urban**


- Shown as 36" wide door, with:
- Artisan Onyx finish
  - Flemish glass texture
  - Carmel handleset



**Full Lite Contempo**

- Shown as 36" wide door, with:
- Estate Smoke finish
  - Clear glass
  - Savoy handleset

## Full Lite Wrought Iron Grille Cherry or Knotty Alder Door · 6'8" Tall




**Full Lite La Salle**

- Shown as 36" wide door, with:
- Estate Cranberry finish
  - Cloud glass
  - Windsor handleset



**Full Lite St. Charles**

- Shown as 36" wide door, with:
- Estate Smoke finish
  - Rain glass texture
  - Savoy handleset



**Full Lite Charleston**

- Shown as 36" wide door, with:
- Estate Mocha finish
  - Water glass texture
  - Carmel handleset



**Full Lite Valencia**

- Shown as 36" wide door, with:
- Estate Chestnut finish
  - Rain glass texture
  - San Jose handleset




**Full Lite Republic**

- Shown as 36" wide door, with:
- Artisan Laurel Grey finish
  - Flemish glass texture
  - Lumina handleset

### Available Options for Full Lite Knotty Alder and Cherry Doors:

- 2 door widths: 36" and 32". Handleset options for 32" wide door should not use a lever on the exterior side (thumb latch only)
- Doors available in 2 wood grain textures (Knotty Alder in Pre-finished Artisan option only)
- Multipoint Lock Sets. See pages 17-19
- Factory Pre-finished options. See pages 6-11
- Available with all 6 Glass textures. See page 65
- Impact option available
- Sidelites available for doors with Wrought Iron as noted above

Use your cell phone camera or QRC scan app to **SCAN** for More Information >





# GLASS★CRAFT® DOOR COMPANY

2002 Brittmoore Road | Houston, Texas 77043 | 713-690-8282



42 YEARS OF CRAFTSMANSHIP & INNOVATION

Visit [www.glasscraft.com](http://www.glasscraft.com) to view all product lines and catalogs.