

Technical Rider NOrmal LIFE

sebastiano productions



NOrmal LIFE - TECHNICAL RIDER

Page 2-	Contact & Info / this page
Page 3 -	General info
Page 4 -	Stage over view
Page 5 -	Stage side view
Page 6 -	Stage front view
Page 7 -	Lights
Page 8 -	Electrical connection set on stage
Page 9 -	Fixing the screen

Director/producer/general request Sebastiano Toma
phone +49 (0) 172 45 25 667
mail mail@sebastiano.de

Production Manager Pegah Ghalambor
phone +49 (0) 17632776181
mail mailto:pegah@sebastiano.de

Lights Citronella Antholz
phone +49 (0) 172 601 77 36
mail mailto:antholz@gmx.de

Technical rider online <http://www.sebastiano.de/rider-normallife>
website <http://www.sebastiano.de>
Trailer <https://vimeo.com/227047442>
Photos <http://www.sebastiano.de/normallife> & <http://www.sebastiano.de/normal-life-photo>

Adress sebastiano productions
Sebastiano Toma
Am Brunnenhof 31
22767 Hamburg
Germany

Normal LIFE - TECHNICAL RIDER

General info

Arriving	Day before show
Car	1x Van parking place needed near to back stage door.
Set up	1 x stage hand from start setting up for 4 our 1 x house light technician from start setting up for 5 our. He have to introduce the light mixer to our light technician. <u>In case during the show there is no house technician, the house technician have to introduce all security systems of the house.</u> 1 x sound technician who intruduce to us the sound system.
Built up	After the show - one stage hand – 1 our
Stage size	8 m width x 7/8 m depth – 5 m high
Stage size minimum	6,50 width x 6 m depth – 3,50 m high
What we need from the theater:	
Video-Projector	HD projector with HDMI input – 5000/8000 Ansilumen- The Video signal come from a from MAC computer.
Projector Lens	Lens adapted to the dimension of the screen and the distance of the projector to the screen – see page 3 and 4.
Screen (we bring)	For fixing the aluminium screen-frame we need 6 stage wights, each 10 kg. The screen frame is 16:9 – 5 width x 2,81 high –
Sound	Sound system adapet to the theater – Sound signal from MAC computer. Space to put one MAC computer near to the sound mixer. 2 x small monitors on stage left and right
Lights	See page 6
Stage/walls	Black BOX setting- Walls needet black - Black dance floor
Backstage	Blue floorlights
Show length	65 minutes without break
Dressing room	1 x dressing room with toilets, shower, warm water, iron .
Catering	Still water, coffe, sandwich, fruits.
Hotel:	1 x double room 3 x single rooms

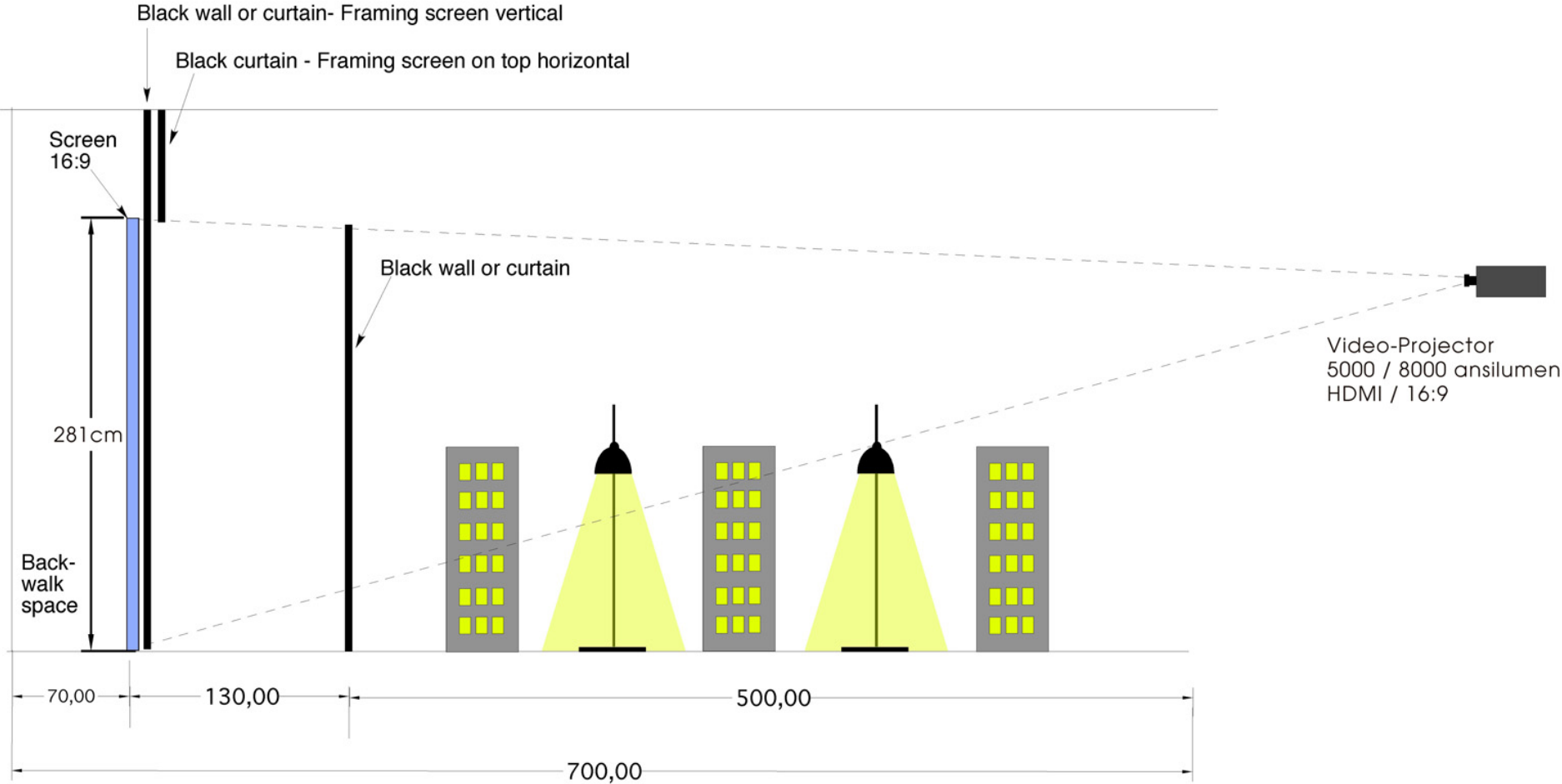
Overview and size of the stage of **Normal LIFE** - All size in cm



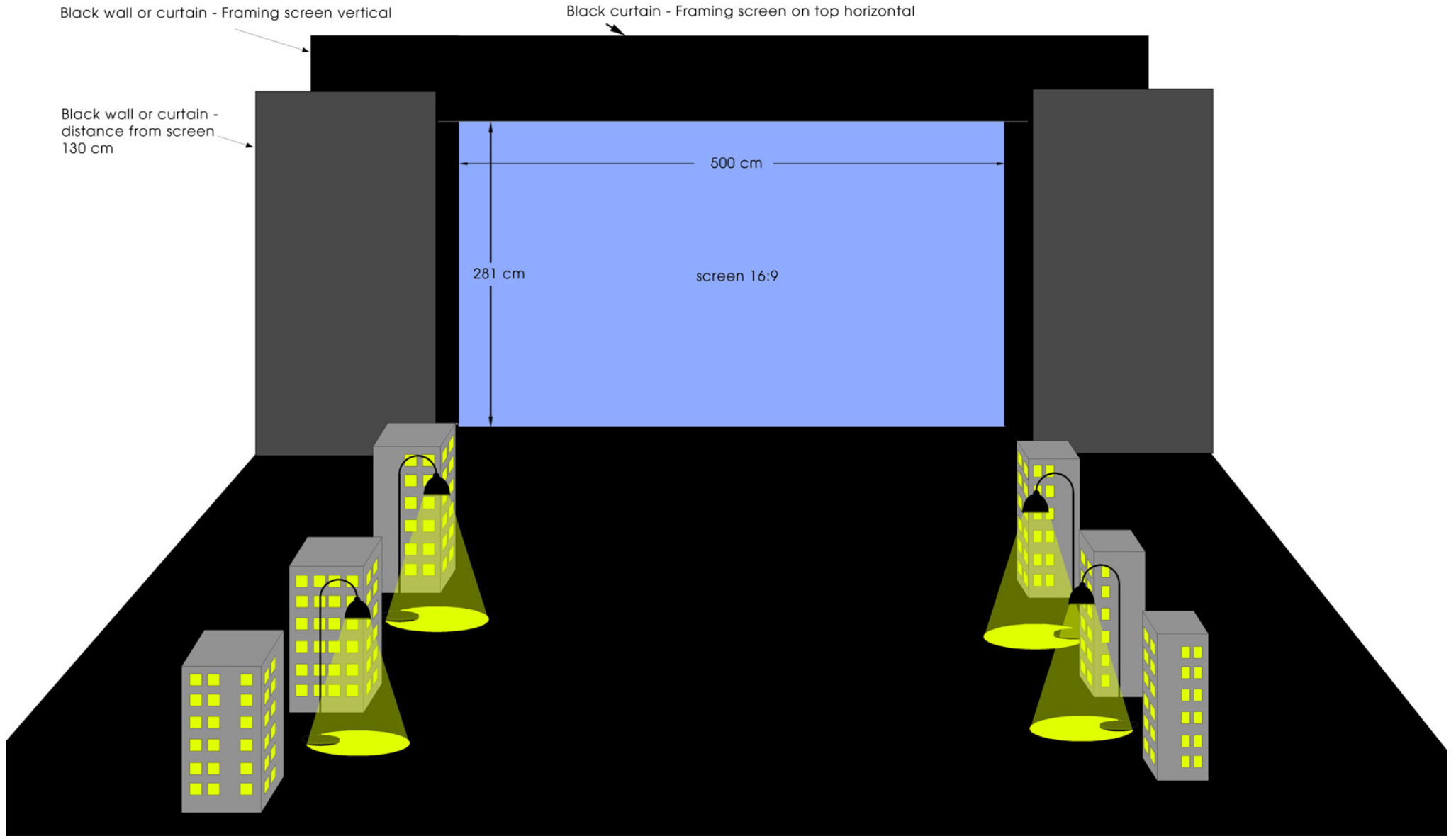
Contact:
Light: Citronalla Antholz - Mobil: 0049 (0) 172 601 77 36 Mail: cantholz@gmx.de
Stage: Sebastiano Toma - Mobil: 0049 (0) 172 45 25 667 Mail: mail@sebastiano.de
www.sebastiano.de



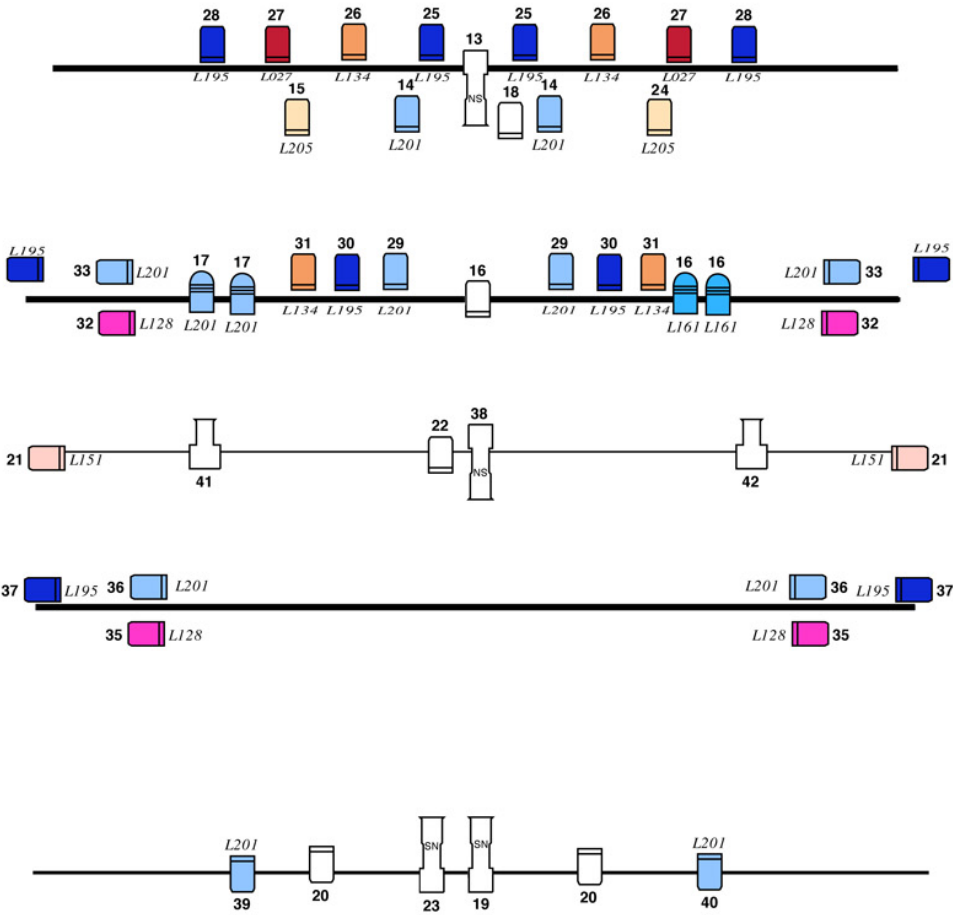
Projektor
Input > HD-HDMI - The signal comes from a MAC computer with HDMI output.
Lens: Has to be adapted to the position of the projector and to the distance of the screen.
In any way, we need a projection/screen size of Maximum 500 cm width.



Normal LIFE - Frontview



Normal LIFE
hanging lights



	PC 1KW		Profiler 1 kw
	cp 61/ Par64		Floor
	LED Pars		Floorlamps & Mini Pars we bring

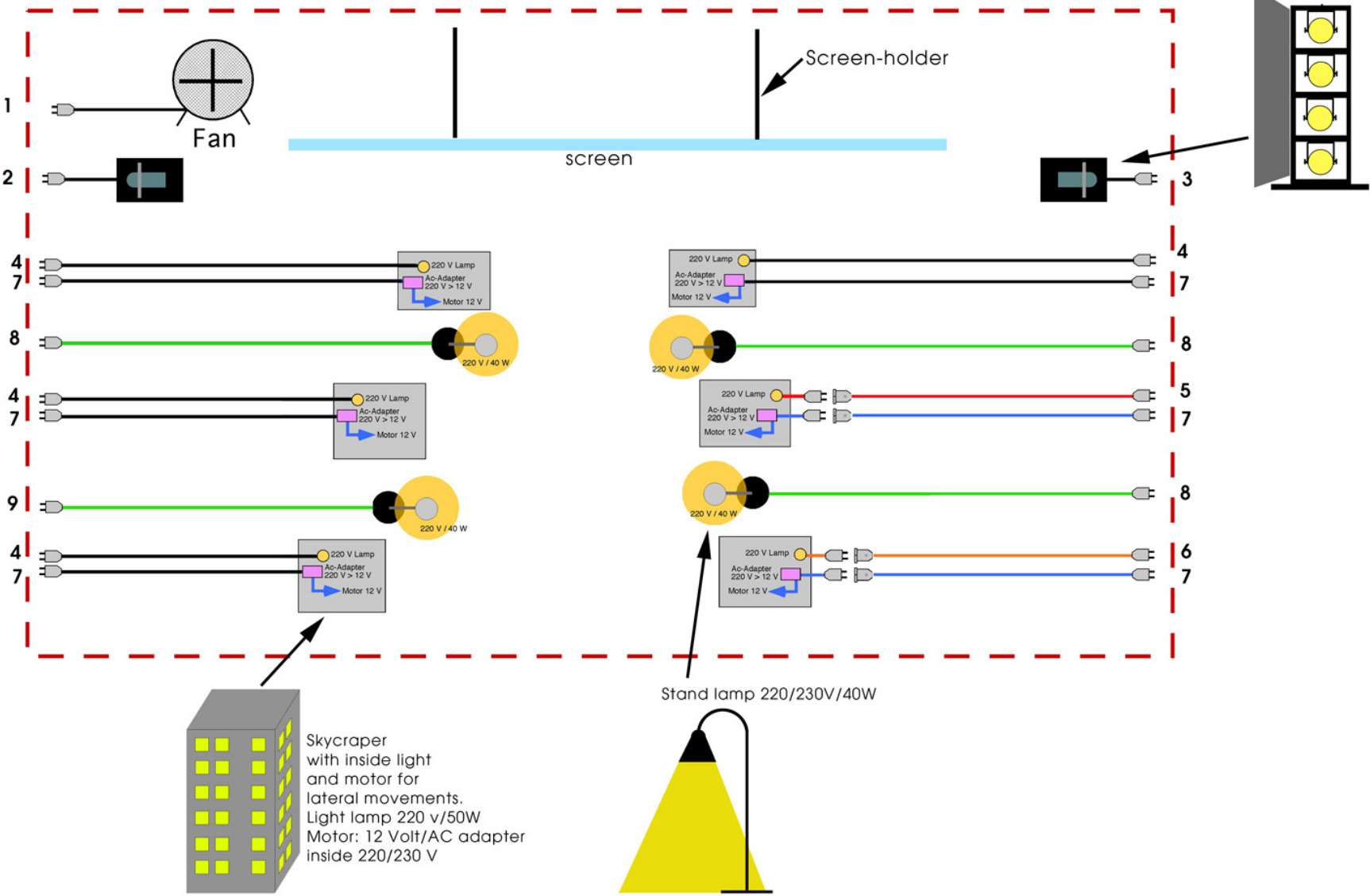
Normal LIFE
FLOOR



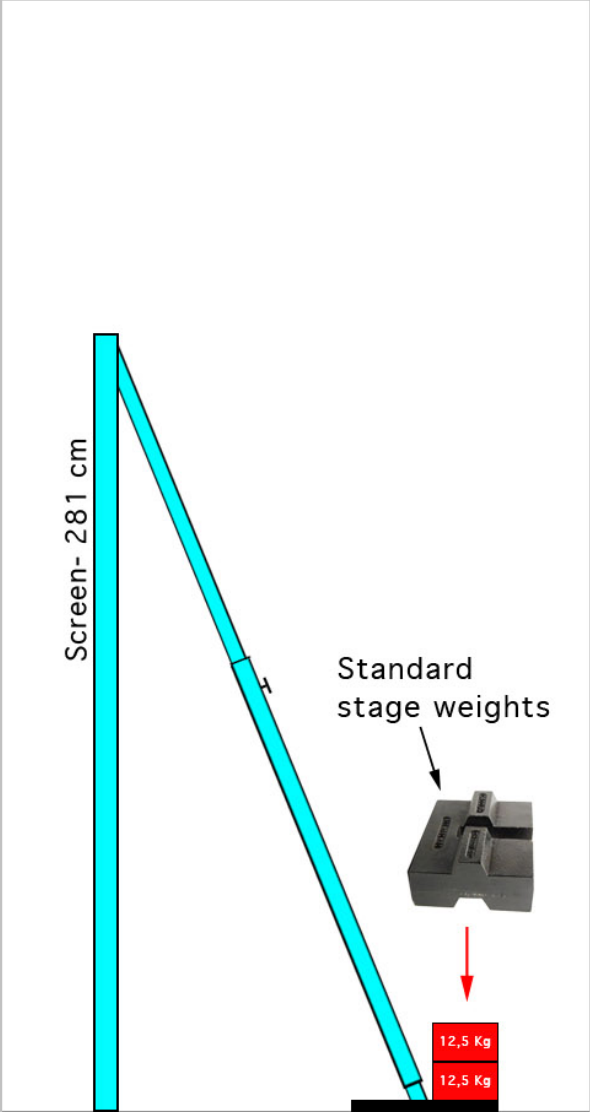
	PC 1KW		Profiler 1 kw
	cp 61/ Par64		Floor
	LED Pars		Floorlamps & Mini Pars we bring

NORmal LIFE - Electrical connections set on stage
We bring all material inside this list

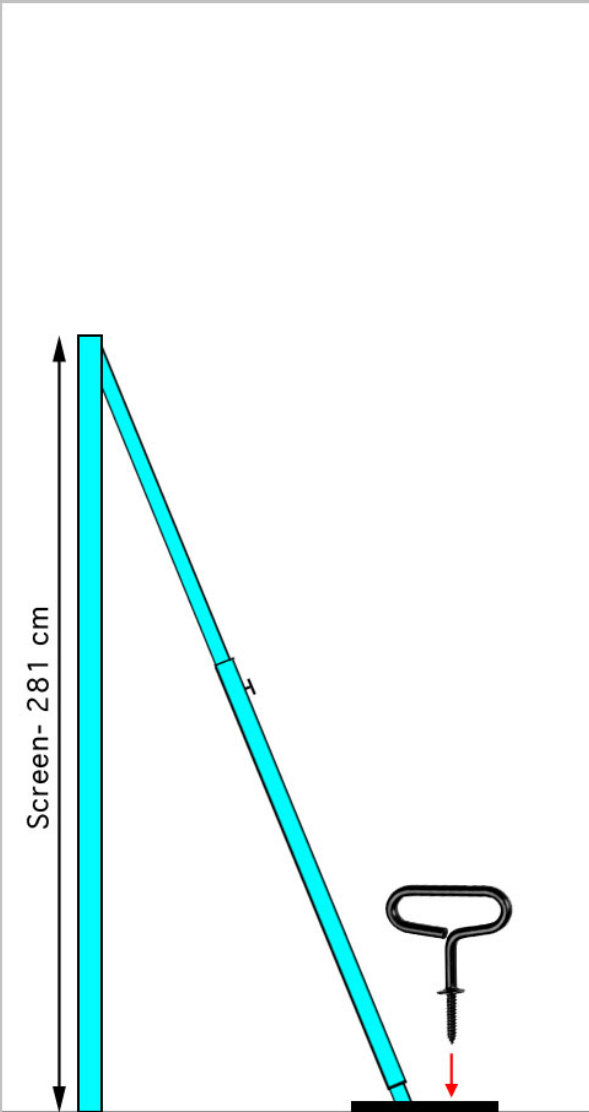
4 x mini pars / lamp:
Halopar 230V/ 50 W /30°



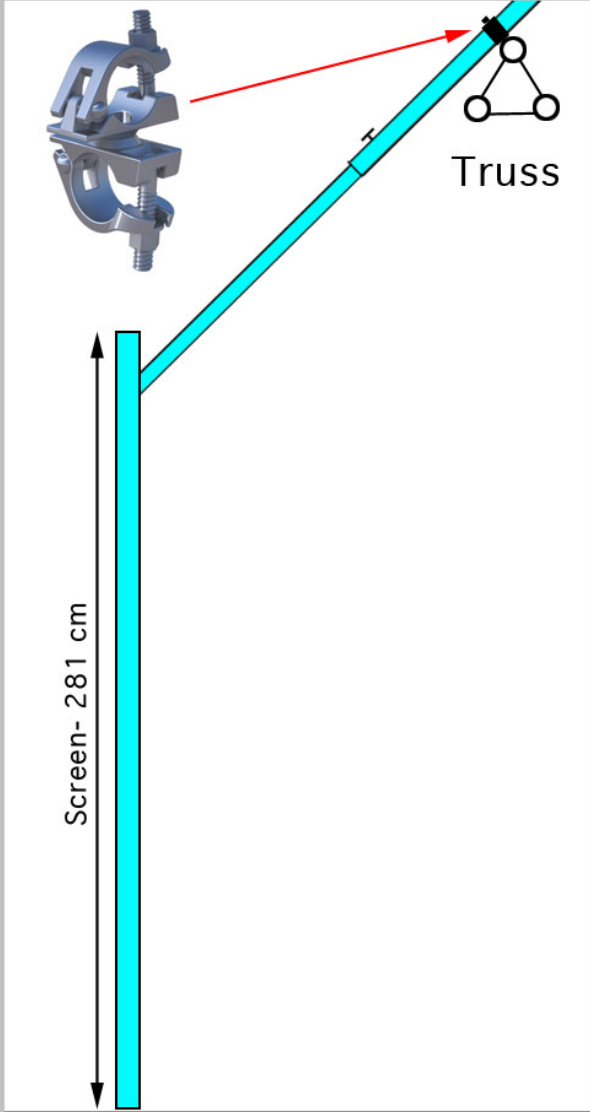
FIXING THE SCREEN



Alternative A



Alternative B



Alternative C