

DALEX

SCHWEISSTECHNIK

MACHINES

DALEX SCHWEISSTECHNIK

MACHINE CATALOGUE



DALEX Schweißmaschinen GmbH & Co. KG



ERFAHRUNG SCHWEISST ZUKUNFT
EXPERIENCE WELDS FUTURE

www.dalex.de

Table of contents

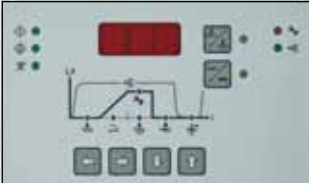
| | |
|---|-------|
| Spot welding machines Series SF / SL 102 / 104 | 3-5 |
| Spot welding machines Series SF / SL 202 / 204 / 206 | 6-8 |
| Spot welding machines Series PL 40 / 63 / 80 / 100 | 9-11 |
| Spot welding guns Series 31 | 12 |
| Spot welding guns Series 32 | 13 |
| Spot welding guns Series 33 | 13/14 |
| Spot welding guns Series 35 | 14 |
| Twin Spotter | 15 |
| Repair spot welder RZ 906 | 15 |
| Welding controls for SF / SL / PL and spot welding guns | 16/17 |
| Accessoires for SF / SL 102 / 104; SF / SL 202 / 204 / 206 | 18 |
| Swivelling fittings for SF / SL 204 / 206 | 18 |
| Accessoires for PL 40 / 63 / 80 / 100 | 19 |
| Accessories and wear parts for SF / SL / PL and spot welding guns | 20-32 |
| Electrode tips | 33-36 |
| Water recooling units | 37 |
| Spring balancers for spot welding guns | 38 |

Note:

According to EN 50240 Product Standards for Resistance Welding, the operation of such units is only permitted with a mains interference filter in non-industrial electrical supplies inside the field of jurisdiction in the EC.

FEATURES:

Spot welding machines Series SF/SL 100



Multi-functional control unit with micro-processor and safety switching. Operation by standardized picture symbols (not dependant on the language)



Water-cooled, layered high-power transformer suitable for high performance and long duty cycle. Even in shift operation there are no thermal problems.



High value quality components "Made in Germany".

Robust machine framework with Dalex basic technology for light industrial applications.

DALEX Spot welding machines
foot-operated versions, water-cooled

SF 102 / 104

Spot welding machine

standard throat depth 130 – 300 mm infinitely variable, vertical arm spacing 160 mm, electrode force max. 220 daN

complete with:
welding control
main power switch in accordance with VDE 0113
3 m of power cable



Picture: SF104

SF 102

nominal output at 50% duty cycle: 8 kVA
sec. short-circuit current: 9,1 kA

SF 104

nominal output at 50% duty cycle: 12 kVA
sec. short-circuit current: 11,2 kA

1-time-synchronous welding control
operation modes: with/without welding current
current timer: 1 – 99 cycles
current: 1 – 99 scale division
thyristor power stage

| Type | Order-No. | €/ w/o VAT |
|--------|-----------|------------|
| SF 102 | SF 102 | |
| SF 104 | SF 104 | |

The listed machines are suited for operation on 400 V, different voltages upon request.

DALEX Spot welding machines
pneumatically operated versions, water-cooled

SL 102 / 104

Spot welding machine

standard throat depth 130 – 300 mm infinitely variable, vertical arm spacing 160 mm, electrode force max. 360 daN

complete with:
welding control
main power switch in accordance with VDE 0113
3 m of power cable



Picture: SL 104

SL 102

nominal output at 50% duty cycle: 8 kVA
sec. short-circuit current: 9,1 kA

SL 104

nominal output at 50% duty cycle: 12 kVA
sec. short-circuit current: 11,2 kA

5 timer synchronous welding control
with 2 welding programs
for operation with a thyristor power stage

surcharge for:

double foot pedal for operation mode
„currentless contact“

The listed machines are suited for operation on 400 V,
different voltages upon request.

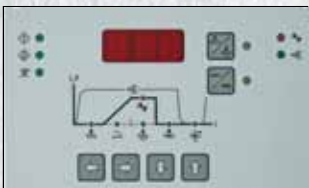
| TType | Order-No. | €/ w/o VAT |
|--------|-----------|------------|
| SL 102 | SL 102 | |
| SL 104 | SL 104 | |
| | | |

FEATURES:

Spot welding machines Series SF/SL 200 with AFS-Technology

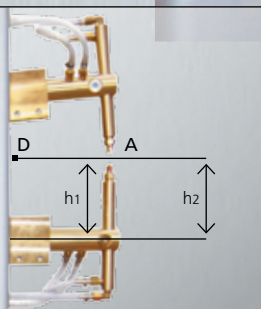


Easily adjustable gap limitation of the upper arm.



Multi-functional control unit with micro-processor and safety switching. Operation by standardized picture symbols (not dependant on the language)

NEW



$h_1=h_2$; D= fulcrum
A= working level

DALEX Anti Friction System (AFS)
Through the displacement of the fulcrum of the upper arm on the working level of the lower arm, a friction-free application of the electrodes is guaranteed. Force and current are brought exactly onto the workpiece, the weld is secured.



Water-cooled, layered high-power transformer suitable for high performance and long duty cycle. Even in shift operation there are no thermal problems.



High value quality components "Made in Germany".



Excellent access to the machine for service and maintenance.

Extremely rigid machine framework for electrode force up to 420 daN for welding stainless steel etc.

DALEX Spot welding machines
foot-operated versions, water-cooled

SF 202 / 204 / 206

Spot welding machine

standard throat depth 130 – 500 mm infinitely variable, vertical arm spacing 250 mm, electrode force max. 360 daN

complete with:
welding control
main power switch in accordance with VDE 0113
3 m of power cable



Picture: SF 204

SF 202

nominal output at 50% duty cycle: 20 kVA
sec. short-circuit current: 15 kA

SF 204

nominal output at 50% duty cycle: 30 kVA
sec. short-circuit current: 20 kA

SF 206

nominal output at 50% duty cycle: 50 kVA
sec. short-circuit current: 25 kA

1-time-Synchronous welding control
operation modes: with/without welding current
current timer: 1 – 99 cycles
current: 1 – 99 scale division
thyristor power stage,

The listed machines are suited for operation on 400 V, different voltages upon request.

| TType | Order-No. | €/ w/o VAT |
|--------|-----------|------------|
| SF 202 | SF 202 | |
| SF 204 | SF 204 | |
| SF 206 | SF 206 | |

DALEX Spot welding machines
pneumatically operated version, water-cooled

SL 202 / 204 / 206

Spot welding machine

with compressed air conditioner, standard throat depth 130 – 500 mm, infinitely variable, vertical arm spacing 250 mm, single stroke cylinder max. 50 mm electrode stroke, electrode force max. 420 daN

complete with:
welding control
main power switch in accordance with VDE 0113
3 m of power cable



Picture: SL 204

SL 202

nominal output at 50% duty cycle: 20 kVA
sec. short-circuit current: 15 kA

SL 204

nominal output at 50% duty cycle: 30 kVA
sec. short-circuit current: 20 kA

SL 206

nominal output at 50% duty cycle: 50 kVA
sec. short-circuit current: 25 kA

5 timer synchronous welding control
with 2 welding programs
for operation with a thyristor power stage

surcharge for:


5 timer synchronous welding control MPS 10
with 8 welding programs
for operation with a thyristor power stage

double foot pedal for operation mode
„currentless contact“
throat depth 380 – 700 mm

The listed machines are suited for operation on 400 V,
different voltages upon request.

| Type | Order-No. | €/ w/o VAT |
|--------|-----------|------------|
| SL 202 | SL 202 | |
| SL 204 | SL 204 | |
| SL 206 | SL 206 | |

FEATURES: Spot welding machine Series PL



Multifunction welding control with comfortable memory function for up to 8 material and component pairings.



Throat depth infinitely adjustable from 250 up to 580 e.g. 450 – 750 mm and height adjustable arm gap.



Water-cooled, layered high-power transformer suitable for high performance and long duty cycle. Even in shift operation there are no thermal problems.

Parallel guided electrode force system up to 600 daN.

DALEX Spot welding machines
pneumatically operated version, water-cooled

PL 40 / 63

Spot welding machine

Version A = spot weld fitting with foot pedal and front-mounted electrode support, watercircuit with fittings for external recoler

basic equipment:

throat depth 250 – 550 mm infinitely adjustable,
vertical arm spacing 150 or 310 mm,
single stroke cylinder max. stroke 65 mm,
electrode force 100 - 600 daN

complete with:

**add-on control cabinet and
welding control main power switch
in accordance with VDE 0113**

PL 40

nominal output at 50% duty cycle: 40 kVA
sec. short-circuit current: 26,2 kA

PL 63

nominal output at 50% duty cycle: 63 kVA
sec. short-circuit current: 31,5 kA

5 timer synchronous welding control
with 8 welding programs
for operation with a thyristor power stage



Picture: PL 63

surcharge for:

double foot pedal for operation mode
„currentless contact“

throat depth 450 – 750 mm

flow control unit

optional:

with double stroke cylinder
electrode force 100- 600 daN
stroke 45 + 20 mm

The listed machines are suited for operation on 400 V,
different voltages upon request.

| Type | Order-No. | €/ w/o VAT |
|-------|-----------|------------|
| PL 40 | PL 40 | |
| PL 63 | PL 63 | |

DALEX Spot welding machines
pneumatically operated version, water-cooled

PL 80 / 100

Spot welding machine

Version A = spot weld fitting with foot pedal and front-mounted electrode support, watercircuit with fittings for external recoler

basic equipment:

throat depth 350 – 650 mm infinitely adjustable,
vertical arm spacing 160 or 360 mm,
single stroke cylinder max. stroke 90 mm,
electrode force 100 – 600 daN

complete with:

add-on control cabinet

and welding control

main power switch in accordance with VDE 0113



Picture: PL 100

PL 80

nominal output at 50% duty cycle: 80 kVA
sec. short-circuit current: 35 kA

PL 100

nominal output at 50% duty cycle: 100 kVA
sec. short-circuit current: 41,5 kA

5 timer synchronous welding control
with 8 welding programs
for operation with a thyristor power stage

surcharge for:

double foot pedal for operation mode
"currentless contact"

flow control unit

optional:

with double stroke cylinder
electrode force 100 – 600 daN
stroke 65 + 20 mm

The listed machines are suited for operation on 400 V,
different voltages upon request.

Type

Order-No.

€/ w/o VAT




PL 80

PL 80



PL 100

PL 100




DALEX Spot welding guns
for car body repairs

| | Type | Order-No. | €/ w/o VAT (w/o electrode arms) |
|---|---|-----------|--|
| <p>A 3112 Spot welding gun manually operated, air-cooled</p> <p>with double stroke mechanism and short-stroke push-to-lock bolt: short-stroke 25 mm, long stroke 57 mm, with electrode force switch and secondary transformer for the current control</p> <p>nominal output at 50 % duty cycle: 2,4 kVA sec. short-circuit current: 8,5 kA electrode force: 180 daN vertical arm spacing: 120 mm suitable control units: RS 15 Z 16 or Variospot 3.3</p> |  <p>Picture: A 3112</p> | A 3112 | A3112.11079.1 |
| <p>A 3119 Spot welding gun manually operated, water-cooled</p> <p>with double stroke mechanism and short-stroke push-to-lock bolt: short stroke 25 mm, long stroke 57 mm, with electrode force switch and secondary transformer for current control</p> <p>nominal output at 50% duty cycle: 8,0 kVA sec. short-circuit current: 9,5 kA electrode force: 180 daN vertical arm spacing: 120 mm welding performance: sheet steel 3 + 3 mm suitable control units: RS 15 Z 16 or Variospot 3.3 compatible water recooling unit: Cool1 compatible spring balancer: D4/17</p> <p>optionally available: suspension strap with suspension cheeks cardan joint, pivoting</p> |  <p>Picture: A 3119</p> | A 3119 | A 3119.15064.1 |
| <p>A 3139 S3 Spot welding gun air operated, water-cooled</p> <p>with double stroke mechanism: long stroke 52 mm, working stroke 27 mm</p> <p>nominal output at 50 % duty cycle: 8 kVA sec. short-circuit current: 9,5 kA electrode force: 300 daN vertical arm spacing: 120 mm welding performance: sheet steel 3 + 3 mm suitable control units: RS 15 Z 16 or Variospot 3.3 compatible water recooling unit: Cool1</p> <p>Upon request:</p> <p>A 3139 S2 Spot welding gun</p> <p>technical data similar to A 3139 S3 however, with cardan joint suitable control units: RS 15 Z 16 or Variospot 3.3 compatible water recooling unit: Cool1 compatible spring balancer: D4/21 or D5/30</p> |  <p>Picture: A 3139 S3</p> | A 3139 S3 | A3139S3.15068.1 |
| | | A 3139 S2 | A3139S2.15067.1 |

DALEX Spot welding guns
air operated, water-cooled

| | Type | Order-No. | €/ w/o VAT (w/o electrode arms) |
|--|--|-----------|--|
| <p>Model 1 with manual control valve and electrode force switch</p> <p>3238-4 Spot welding gun</p> <p>with double stroke cylinder: long stroke 75 mm, pre-stroke 50 mm, workstroke with stroke adjustment 0-25 mm</p> <p>nominal output at 50 % duty cycle: 16 kVA sec. short-circuit current: 13,5 kA electrode force: 270 daN vertical arm spacing: 130 mm welding performance: sheet steel 3 + 3 mm max. 4 + 4 mm</p> <p>suitable control units: RS 15 Z 32 compatible water recooling unit: Cool 1 compatible spring balancer: D5 / 45</p> |  <p>Picture: 3238</p> | 3238-4 | 3238_4.11070.1 |
| <p>Model 2 with 5/2-way solenoid valve</p> <p>3228-4 Spot welding gun</p> <p>with double stroke cylinder: long stroke 75 mm, pre-stroke 50 mm, workstroke with stroke adjustment 0-25 mm</p> <p>nominal output at 50 % duty cycle: 16 kVA sec. short-circuit current: 13,5 kA electrode force: 270 daN vertical arm spacing: 130 mm welding performance: sheet steel 3 + 3 mm max. 4 + 4 mm</p> <p>suitable control units: add-on control cabinet B200 + welding control insert MPS 10 compatible water recooling unit: Cool 1 compatible spring balancer: D5 / 45</p> |  <p>Picture: 3228</p> | 3228-4 | 3228_4.11069.1 |
| <p>3328-6 Spot welding gun</p> <p>series-equipped with gyroscopic safety suspension, with double stroke cylinder long stroke 51 mm, pre-stroke 33 mm, working stroke with 0-18 mm</p> <p>nominal output at 50 % duty cycle: 25 kVA sec. short-circuit current: 22,5 kA electrode force: 600 daN vertical arm spacing: 118 mm* welding performance: sheet steel 4 + 4 mm suitable control units: add-on control cabinet B200 + welding control insert MPS 10</p> <p>compatible water recooling unit: Cool 1 compatible spring balancer: - for throat depth 170 + 350 mm D5/60 500 – 800 mm D5/75</p> <p>* added price for arm gap 248 mm</p> |  <p>Picture: 3328-6</p> | 3328-6 | 3328_6.11106.1_1 |

DALEX Spot welding guns
air operated, water-cooled

| | Type | Order-No. | €/ w/o VAT (w/o electrode arms) |
|--|--|--------------|--|
| <p>3329 Spot welding gun</p> <p>with double stroke cylinder: long stroke 60 mm, pre-stroke 40 mm, workstroke with stroke adjustment 0 – 20 mm</p> <p>nominal output at 50 % duty cycle: 25 kVA sec. short-circuit current: 17 kA electrode force: 440 daN vertical arm spacing: 140 mm welding performance: sheet steel 3 + 3 mm max. 4 + 4 mm suitable control unit: add-on control cabinet B 200 + welding control insert MPS 10 compatible water recooling unit: Cool 1 compatible spring balancer: D5/60</p> |  <p>Picture: 3329</p> | 3329 | 3329.16474.1 |
| <p>3528-4 Spot welding gun</p> <p>with double stroke cylinder: long stroke 62 mm, pre-stroke 40 mm, workstroke with stroke adjustment 0 – 22 mm</p> <p>nominal output at 50 % duty cycle: 63 kVA sec. short-circuit current: 31 kA electrode force: 730 daN vertical arm spacing: 170 mm welding performance: sheet steel 5 + 5 mm max. 6 + 6 mm suitable control unit: add-on control cabinet B 200 + welding control insert MPS 10 compatible water recooling unit: Cool 2 compatible spring balancer: subject to throat depth of the fittings</p> |  <p>Picture: 3528</p> | 3528-4 | 3528_4.11077.1 |
| <p>C-Gun with 5/2-way-solenoid-valve 3346, 3349 Spot welding gun</p> <p>choice of single stroke cylinder and adjustment stroke 5 – 45 mm or double stroke cylinder: electrode stroke max. 70 mm</p> <p>nominal output at 50 % duty cycle: 3346 22 kVA 3349 35 kVA sec. short-circuit current: 3346 17 kA 3349 26,3 kA electrode force: 360 daN vertical arm spacing: 100 mm welding performance: sheet steel 3 + 3 mm max. 4 + 4 mm suitable control unit: add-on control cabinet B 200 + welding control insert MPS 10 compatible water recooling unit: Cool 1 compatible spring balancer: 3346 D5/45 3349 D5/75</p> |  <p>Picture: 3348</p> | 3346 3349 | 3346_4.11073.1 3349.16480.1 |

DALEX
Welding controls

Type

Order-No.

€/ w/o VAT

for SF machines

current setting for phase shift,
digital parameter input

RS 15



Picture: RS 15

1 timer synchronous welding control

operating modes: with / without current
current: 1 – 99 scale division
current time: 1 – 99 cycles

for SL machines

current setting via phase shift
(solenoid valve voltage 24 V)

upslope 0 – 15 cycles
parameter setting via arrow keys



Picture: RS 17

5 timer synchronous welding control
with 2 welding programs

operating modes: single (EP) / series (SP)
squeeze time, Hold time,
off time and cool time: each 1 – 99 cycles
current time: 0,5 – 9,5; 10 – 99 cycles
welding current: 0 – 99 scale division
impulses: 1 – 99
upslope time: 0,5 – 9,5; 10 – 15 cycles

for PL machines

current setting via phase shift
(solenoid valve voltage 24 V)

upslope 0 – 15 cycles
parameter setting via arrow keys



Picture: MPS 10

MPS 10

5 timer synchronous welding control
with 8 welding programs

operating modes: single (EP) / series (SP)
squeeze time, Hold time,
off time and cool time: each 1 – 99 cycles
current time: 0,5 – 9,5; 10 – 99 cycles
welding current: 0 – 99 scale division
impulses: 1 – 99
upslope time: 0,5 – 9,5; 10 – 15 cycles

DALEX Welding control and Sheet Steel processing unit

for Spot welding guns
A 3112 / A 3119

A 3139 S2 / A 3139 S3

RS 15 Z 16 Control unit
for Spot welding gun
3238

RS 15 Z 32 Control unit

1-timer-thyristor control unit, current: 1-99 scale division,
current time: 1-99 cycles, current control via secondary
transformer with main power switch in accordance with VDE 0113



Picture: RS 15 Z 16

for Spot welding guns
A 3112 / A 3119

A 3139 S2 / A 3139 S3

Control unit with
Sheet steel processing unit

Type Variospot 3.3, technical equipment as RS 15,
in addition equipped with selector switch for
operating DALEX spot welding guns or poke gun
electrode with secondary welding cable, 1600 mm long,
with accessory case and exchangeable electrodes for
shrinking, welding-on of pins, bolts, disks, nails and
wire electrodes, dinging hammer.

line filter for interference suppression in accordance
with EMV law
Euro standard „EN50081-1“
power cable and 16 A-CEE plug



Picture: Variospot 3.3

for Spot welding guns
3228
3328-6 / 3329 / 3346
3349 / 3528

Add-on control cabinet B 200

welding control insert MPS 10
with plug connection
for connection on to DALEX spot welding guns

fitted with:

- main switch according to VDE 0113 (not for 3349,3528)
- 3 m mains connection cable
- 8 welding programs for
- operation with thyristor power stage

- digital current and time adjustment
- up-slope and impulse function
- voltage drop compensation
- automatic acknowledgement of frequency 50/60 Hz
- parameter input via keyboard
- status indication via LED's
- international operating symbols
- interlocking and stepping contact



Picture: Add-on control cabinet B 200

3328-6
3228 / 3329 / 3346
3349
3528

| Type | Order-No. | €/ w/o VAT |
|---------------|----------------|------------|
| RS 15 Z 16 | RS_15_Z_16 | |
| RS 15 Z 32 | RS_15_Z_32 | |
| Variospot 3.3 | VARIOSPOT_3_3 | |
| MPS 10 | S_78.96832.1_5 | |
| MPS 10 | S_78.96832.1 | |
| MPS 10 | S_78.96832.1_7 | |
| MPS 10 | S_78.96833.1_1 | |

DALEX
Optional equipment and
Swivelling fittings

for SF 102 / 104; SL 102 / 104

Electrode arm, complete 32 mm Ø, 300 mm mit 1B20, stright

Z_6.51411.3

Electrode arm, complete 32 mm Ø, 300 mm, mit 1C20, inclined

Z_6.51278.3

Vice Electrode 16 ES 8, clamping range 3-8 mm Ø

Z_5.51480.3

Standard electrode arm, 32 mm Ø, 300 mm, complete with electrode holder SF 8.51209.3

SF8.51208.3

Electrode holder, standard, 16 mm Ø, 140 mm, mit 1 A20

SF8.51209.3

for SF / SL 202 / 204 / 206

short electrode holder 25 mm Ø 50 mm, with 2R1/1A20

50_Z_2.51816.3

long electrode holder 25 mm Ø, 300 mm, with 2R1/1A20

300_Z_2.51816.3

standard electrode holder 25 mm Ø, 180 mm, with 2R1/1A20

SL16.51307.3

bar electrode holder, electrode surface 20 x 100 mm

25 BE 100

100_Z_3.53239.3

pendulum electrode holder, electrode surface 20 x 85 mm

25 PE 85

85_Z_3.53233.3

angular electrode holder, straight

25 WE 100 G

Z_4.52717.3

angular electrode holder, angled

25 WE 100 S

822_9206.1

vice electrode clamping range 5 – 15 mm Ø

25 ES 15

Z_5.51713.3

tube arm, cpl., 45 mm Ø, 500 mm with 2B30, straight

Z_6.52579.3

tube arm, cpl., 45 mm Ø, 500 mm with 2C25, angled

Z_6.52581.3

tube arm, cpl., 45 mm Ø, 700 mm with 2B30, straight

Z_6.52580.3

tube arm, cpl., 45 mm Ø, 700 mm with 2C25, angled


Z_6.52582.3

special-electrode arm 45 mm Ø, 700 mm
compl. with electrode holder SL 16.51307.3

Z_28.51509.2

standard-electrode arm 45 mm Ø, 500 mm,
compl. with electrode holder SL 16.51307.3

SL25.51490.3



Angled electrode holder
Spot welding tight steel profiles
made possible with the angled
electrode holder – choice of
angled or straight electrode seat.

Swivelling fittings for SF / SL 204 / 206

fittings made of 140 or 300 - 500 mm

throat depth 300 mm

Z_29.51513.3

throat depth 500 mm

Z_29.51514.3

throat depth 700 mm

Z_29.51515.3



Swivel fitting
Welding in hard to reach areas: the
electrode holder on the swivel fitting
can be adjusted axially; the lower
electrode arm adjusted radially and
additionally in the height.


DALEX
Accessoires

for PL 40 / 63

- standard electrode holder
- short electrode holder
- long electrode holder
- angular electrode holder, straight
max. electrode force 280 daN
- angular electrode holder, angled
max. electrode force 280 daN
- pendulum electrode holder
- bar electrode holder
- vice electrode
- standard electrode arm, bottom
250 – 550 mm throat depth
- standard electrode arm, bottom
450 – 750 mm throat depth
- tube arm, straight 250 – 550 mm
- tube arm, straight 450 – 750 mm
- tube arm, angled 250 – 550 mm
- tube arm, angled 450 – 750 mm



Pendulum and Bar electrode holder
Multiple welds in one stroke require (e.g. cross-wires) a pendulum electrode holder above and a beam electrode below.



Vice electrode
For welding on bolts, threaded rods etc. via current-carrying clamps.



Tube arm
For spot welding cylindrical components.

for PL 80 / 100

- standard electrode holder, top
- standard electrode holder, bottom
- short electrode holder
- long electrode holder
- angular electrode holder, straight
max. electrode force 300 daN
- angular electrode holder, angled
max. electrode force 300 daN
- pendulum electrode holder
- bar electrode holder
- vice electrode
- standard electrode arm, bottom
350 – 650 mm throat depth
- tube arm, straight 350 – 650 mm
- tube arm, angled 350 – 650 mm

| Type | Order-No. | €/ w/o VAT |
|-------------|-----------------|------------|
| E25/2/180 | 180_Z_2.51105.3 | |
| E25/2/63 | 63_Z_2.51105.3 | |
| E25/2/300 | 300_Z_2.51105.3 | |
| 25 WE 100 G | Z_4.52717.3 | |
| 25 WE 100 S | 822_9206.1 | |
| 25 PE 85 | 85_Z_3.53233.3 | |
| 25 BE 100 | 100_Z_3.53239.3 | |
| 25 ES 15 | Z_5_51713.3 | |
| | PL40_2.13954.0 | |
| | PL40_2.13955.0 | |
| | Z_6.52812.3 | |
| | Z_6.52813.3 | |
| | Z_6.52814.3 | |
| | Z_6.52815.3 | |
| E 30/2/170 | 170_Z_2.51818.3 | |
| E 30/2/240 | 240_Z_2.51818.3 | |
| E 30/2/75 | 75_Z_2.51818.3 | |
| E 30/2/400 | 400_Z_2.51818.3 | |
| 30 WE 100 G | Z_4.53093.3 | |
| 30 WE 100 S | Z_4.53029.3 | |
| 2 PE 85 | 85_Z_3.53236.3 | |
| 30 BE 100 | 100_Z_3.53240.3 | |
| 30 ES 15 | Z_5_51714.3 | |
| | PL80_2.13987.0 | |
| | Z_6.52816.3 | |
| | Z_6.52817.3 | |

| DALEX Accessoires | Type | Order-No. | €/ w/o VAT |
|--|-----------|------------------|------------|
| for SF / SL | | | |
| compressed air hose with textile inlay, oil-resistant, NG 8 | per m | 029_3132.0 | |
| threaded hose clamp for NG 8 | | 029_3580.0 | |
| high pressure water hose with textile inlay, NG 8 | per m | 029_3128.0 | |
| air servicing oil | 0,5 l can | 2405095 | |
| for PL | | | |
| high pressure water hose NG 20 ¾" | per m | 029_4436 .0 | |
| threaded hose clamp for NG 20 | | 029_3572.0 | |
| compressed air hose NG 10 3/8" | per m | 029_3133.0 | |
| threaded hose clamp for NG 10 | | 029_3581.0 | |
| air servicing oil | 0,5 l can | 2405095 | |
| for Spot welding gun A 3112 | | | |
| suspension strap with clamps | | A3111_95585.3 | |
| special electrode material DA 12 mm Ø | per m | RD_12.0_QUAL_1A | |
| special extension cord 3 x 4 m², with trip line, plug and coupler socket 5 m long | | 5_S_59.96985.3 | |
| square tube V 20 N for electrode arms | per m | 3111.14999.0 | |
| <u>for cleaning spot welding electrodes:</u> | | | |
| ratchet for crowned surfaces | | X_35540 | |
| polishing block no. 120 | | X_SCHLEIFFIX_120 | |
| for Spot welding guns 3228 / 3238 | | | |
| compressed air hose with textile inlay, oil-resistant NG 10 | per m | 029_3133.0 | |
| threaded hose clamp NG 6 and NG 8 | | 029_3580.0 | |
| high pressure water hose with textile inlay NG 8 | per m | 029_3128.0 | |
| air servicing | 0,5 l can | 2405095 | |
| air servicing unit NG 10 | | Z_18.53101.3 | |

DALEX
Accessories

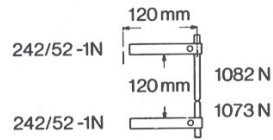
| | Type | Order-No. | €/ w/o VAT |
|---|-----------|----------------|------------|
| for Spot welding gun 3328-6 | | | |
| compressed air hose with textile inlay oil-resistant NG 10 | per m | 029_3133.0 | |
| threaded hose clamp NG 10 | | 029_3581.0 | |
| high pressure water hose with textile inlay NG 8 | per m | 029_3128.0 | |
| air servicing oil | 0,5 l can | 2405095 | |
| air servicing unit | | Z_18.53101.3 | |
| sliding piece* | | SZ.77141.1 | |
| *necessary for electrode arms with 800 mm throat | | | |
| Electrode tips: For the spot welding gun 3328-6 you can use electrode tip with seat no. 8 (Type No., those that begin with the number 8). | | | |
| for Spot welding guns 3329 / 3346 / 3349 / 3528 | | | |
| compressed air hose with textile inlay, oil-resistant NG 10 | per m | 029_3133.0 | |
| threaded hose clamp NG 6 and NG 8 | | 029_3580.0 | |
| threaded hose clamp NG 10 and NG 13 | | 029_3581.0 | |
| high pressure water hose with textile inlay NG 8 | per m | 029_3128.0 | |
| air servicing oil | 0,5 l can | 2405095 | |
| air servicing unit NG 10 for 3346 / 3329 | | Z_18.53101.3 | |
| air servicing unit NG 13 for 3349 / 3528 | | Z_18.53102.3 | |
| intermediate piece for arm gap 270 mm for 3329 | | 3326_3.51154.3 | |
| electrode holder compl. 25 mm Ø with 2 A 30, 290 mm for 3329 | | 3326.51975.3 | |
| sliding piece* for 3329 | | SZ.77141.1 | |
| *necessary for electrode arms with long throats | | | |

DALEX
Electrode arms

for Spot welding gun A 3112
made of drawn, tough-pitch copper,
complete with spot welding electrodes made of 12 mm Ø
DA material and clamping piece

standard electrode arms, complete

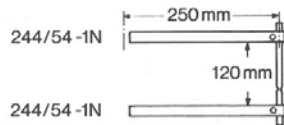
throat depth 120 mm



242/52 N

upper 3111.96805.3
lower 3111.96806.3

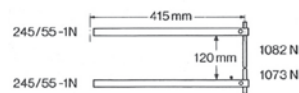
throat depth 250 mm



244/54 N

upper 3111.96907.3
lower 3111.96908.3

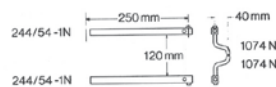
throat depth 415 mm



245/55 N

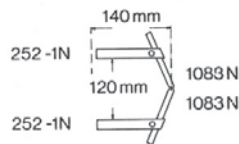
upper 3111.96909.3
lower 3111.96910.3

electrode arms for car body repairs
complete with electrode and clamping piece



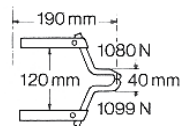
244/1074 N

upper 3111.96911.3
lower 3111.96911.3



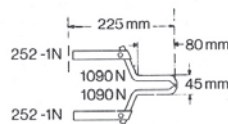
252 N

upper 3111.96912.3
lower 3111.96912.3



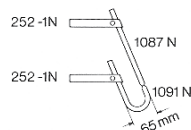
252/1080-99 N

upper 3111.96916.3
lower 3111.96917.3



252/1090 N

upper 3111.96913.3
lower 3111.96913.3



252/1091-87 N

upper 3111.96914.3
lower 3111.96915.3



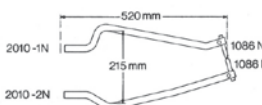
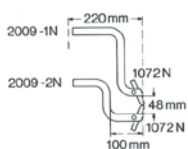
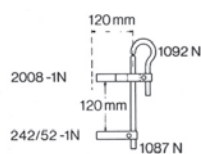
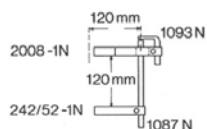
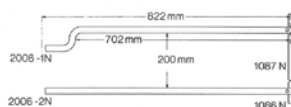
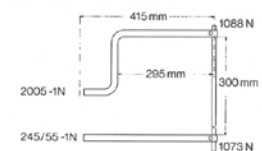
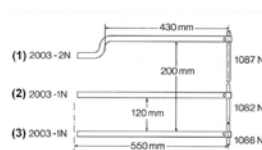
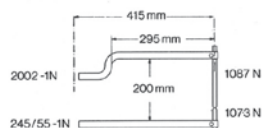
2001 N

upper 3111.96918.3

DALEX
Electrode arms

for Spot welding gun A 3112
made of drawn, tough-pitch copper,
complete with spot welding electrodes made of 12 mm Ø
DA material and clamping piece

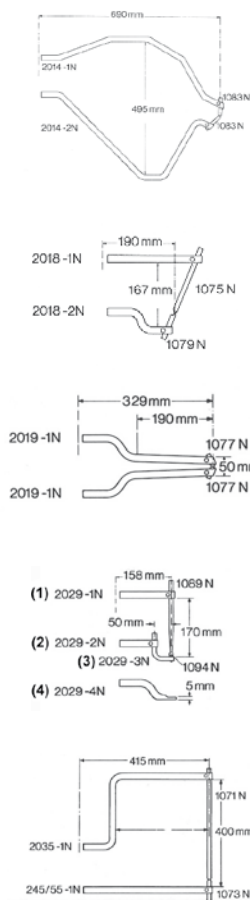
2003 N 3-parts
top arm straight
and curved



| Type | Order-No. | €/ w/o VAT |
|--|--|------------|
| 2002 N | upper 3111.96919.3 lower 3111.96910.3 | |
| 2003 N (1) 2003-2N/ 1087 N (2) 2003-1N/ 1082 N (3) 2003-1N/ 1086 N | upper 3111.96922.3 upper 3111.96923.3 upper 3111.96924.3 | |
| 2005 N | upper 3111.96927.3 upper 3111.96910.3 | |
| 2006 N | upper 3111.96928.3 lower 3111.96929.3 | |
| 2008 N | upper 3111.96930.3 lower 3111.96931.3 | |
| 2008/1092 N | upper 3111.96932.3 lower 3111.96931.3 | |
| 2009 N | upper 3111.96933.3 lower 3111.96934.3 | |
| 2010 N | upper 3111.96935.3 lower 3111.96936.3 | |

DALEX
Electrode arms

for Spot welding gun A 3112
made of drawn, tough-pitch copper,
complete with spot welding electrodes made
of 12 mm Ø DA material and clamping piece



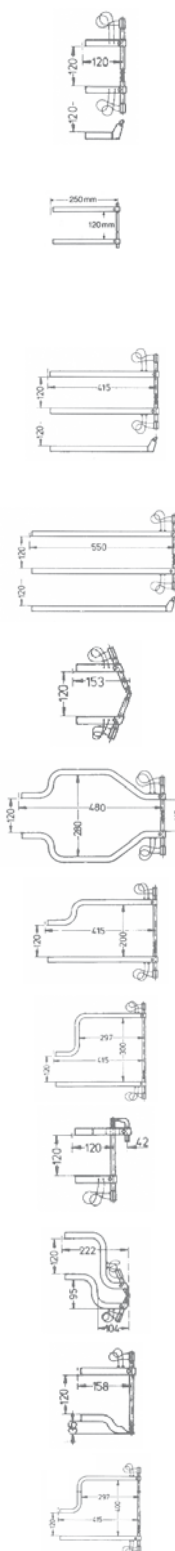
DALEX
Electrode tips
for air-cooled spot welding guns

| Type | Order-No. | €/ w/o VAT |
|--------|--|--|
| 2014 N | upper 3111.96937.3 lower 3111.96938.3 | |
| 2018 N | upper 3111.96939.3 lower 3111.96940.3 | |
| 2019 N | upper 3111.96941.3 lower 3111.96941.3 | |
| 2029 N | (1) 2029-1 / 1089 N (2) 2029-2 N+3 (3) 2029-3N/ 1094 (4) 2029-4 N | upper 3111.96942.3 lower 3111.96943.3 lower 3111.96825.3 angle 3111.11876.0 |
| 2035 N | upper 3111.96944.3 lower 3111.96910.3 | |
| 1071 N | 3111.11808.0 | |
| 1072 N | 3111.11819.0 | |
| 1073 N | 3111.11814.0 | |
| 1074 N | 3111.11716.0 | |
| 1075 N | 3111.11817.0 | |
| 1076 N | 3111.11812.0 | |
| 1077 N | 3111.11818.0 | |
| 1079 N | 3111.11821.0 | |
| 1080 N | 3111.11822.0 | |
| 1082 N | 3111.11809.0 | |
| 1083 N | 3111.11816.0 | |
| 1086 N | 3111.11810.0 | |
| 1087 N | 3111.11811.0 | |
| 1088 N | 3111.11813.0 | |
| 1089 N | 3111.11825.0 | |
| 1090 N | 3111.11704.0 | |
| 1091 N | 3111.11826.0 | |
| 1092 N | 3111.11827.0 | |
| 1093 N | 3111.11699.0 | |
| 1094 N | 3111.11828.0 | |
| 1099 N | 3111.11831.0 | |

DALEX
Electrode arms

for Spot welding guns A 3119 / A 3139
model A

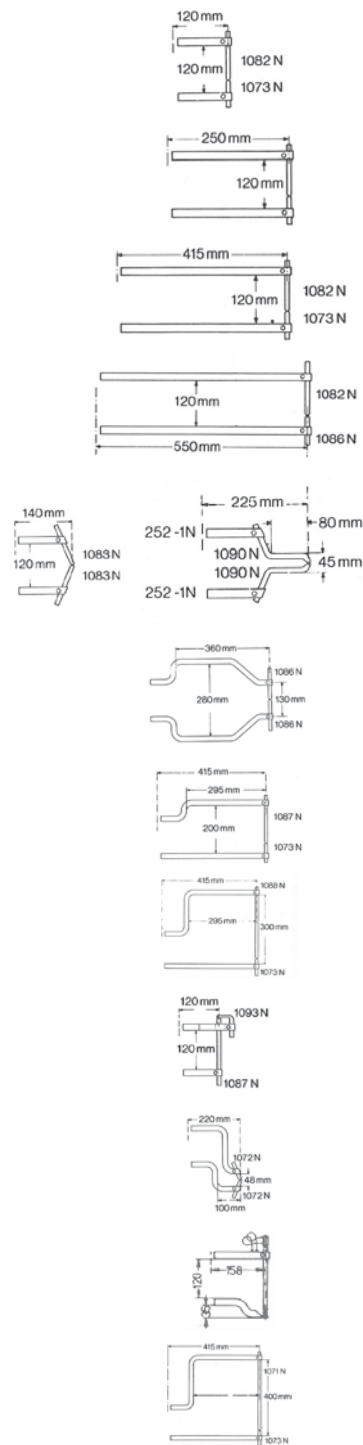
made from extruded section of electrolyte hard copper
or extruded section of copper-chrome-alloy,
compl. water-cooled
with electrode tips



| Type | Order-No. | €/ w/o VAT |
|--------------|--------------------|------------|
| o-242-1 K | upper 3116.51652.3 | |
| u-242-1 K | lower 3116.51653.3 | |
| V20/6/120 s | 3116.51384.3 | |
| V20/6/120 g | 120_3116.96440.3 | |
| o-244/54-1 K | upper 3116.51654.3 | |
| u-244/54-1 K | lower 3116.51655.3 | |
| V20/6/250 s | 3116.51386.3 | |
| o-245/55-1 K | upper 3116.51656.3 | |
| u-245/55-1 K | lower 3116.51657.3 | |
| V20/6/415 s | 3116.51387.3 | |
| o-2003-1 K | upper 3116.51658.3 | |
| u-2003-1 K | lower 3116.51659.3 | |
| V20/6/550 s | 3116.51388.3 | |
| 252 K | 3116.51660.3 | |
| 2001 K | 3116.51661.3 | |
| 2002 K | upper 3116.51662.3 | |
| 245/55-1 K | lower 3116.51657.3 | |
| 2005 K | upper 3116.51663.3 | |
| 245/55-1 K | lower 3116.51657.3 | |
| 2008 K | upper 3116.51669.3 | |
| u-242-1 K | lower 3116.51670.3 | |
| 2009-1 K | upper 3116.51671.3 | |
| 2009-2 K | lower 3116.51672.3 | |
| 2029-1 K | upper 3116.51683.3 | |
| 2029-4 K | lower 3116.51399.3 | |
| 2035 K | upper 3116.51668.3 | |
| u-245/55-1 K | lower 3116.51657.3 | |

DALEX
Electrode arms

for Spot welding guns A 3119 / A 3139
model B
made from extruded section of electrolyte
hard copper or extruded section of
copper-chrome-alloy, only electrode arms
water-cooled, electrode tip not cooled
u-242-1 KuE lower 3119.96954.3



| Type | Order-No. | €/ w/o VAT |
|----------------|--------------------------------|------------|
| o-242-1 KuE | upper 3119.96953.3 | - |
| o-244/54-1 KuE | upper 3119.96956.3 | |
| u-244/54-1 KuE | lower 3119.96957.3 | |
| o-245/55-1 KuE | upper 3119.96959.3 | |
| u-245/55-1 KuE | lower 3119.96960.3 | |
| o-2003-1 KuE | upper 3119.96962.3 | |
| u-2003-1 KuE | lower 3119.96963.3 | |
| 252 KuE | consisting of 2 x 3119.96965.3 | |
| 252/1090 KuE | consisting of 2 x 3119.96967.3 | |
| 2001 KuE | 3119.96969.3 | |
| o-2002-1 KuE | upper 3119.96971.3 | |
| u-245/55-1 KuE | lower 3119.96960.3 | |
| o-2005-1 KuE | upper 3119.96973.3 | |
| u-245/55-1 KuE | lower 3119.96960.3 | |
| 2008-1 KuE | upper 3116.51669.3 | |
| u-242-1 KuE | lower 3119.96975.3 | |
| o-2009-1 KuE | upper 3119.96977.3 | |
| u-2009-1 KuE | lower 3119.96978.3 | |
| o-2029-1 KuE | upper 3119.96980.3 | |
| 2029-4 K | lower 3116.51399.3 | |
| o-2035-1 KuE | upper 3119.96982.3 | |
| u-245/55-1 KuE | lower 3119.96960.3 | |

DALEX
Electrode arms

for Spot welding guns 3228 und 3238
torsionally stiff, small deflection

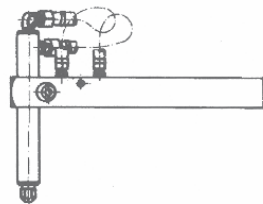
upper electrode arms
compl. with electrode holder,
clamping pieces and electrode tips

straight:

throat depth 170 mm D 30/20/170 g

throat depth 350 mm D 30/20/350 g

throat depth 500 mm D 30/20/500 g



3218.52605.3

3218.52606.3

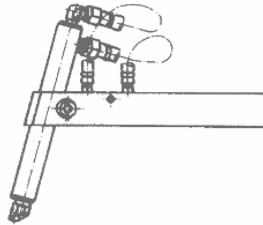
3218.52607.3

Inclined:

throat depth 170 mm D 30/20/170 s

throat depth 350 mm D 30/20/350 s

throat depth 500 mm D 30/20/500 s



3218.52610.3

3218.52611.3

3218.52612.3


lower electrode arms
compl. with electrode tips

straight:

throat depth 170 mm D 30/1/170 g

throat depth 350 mm D 30/1/350 g

throat depth 500 mm D 30/1/500 g



3218.52615.3

3218.52616.3

3218.52617.3

inclined:

throat depth 170 mm D 30/1/170 s

throat depth 350 mm D 30/1/350 s

throat depth 500 mm D 30/1/500 s



3218.52620.3

3218.52621.3

3218.52622.3

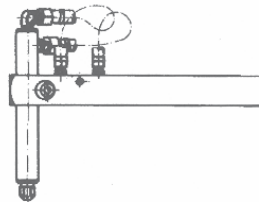
DALEX
Square electrode arms

for Spot welding gun 3328-6
torsionally stiff, small deflection
electron beam welded head piece

upper electrode arms
compl. with electrode holder,
clamping pieces and electrode tips

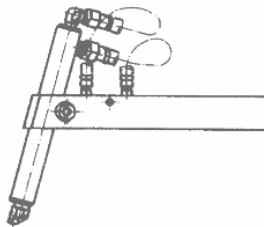
straight:

throat depth 170 mm E 34/25/170 g
throat depth 350 mm E 34/25/350 g
throat depth 500 mm E 34/25/500 g
throat depth 650 mm E 34/25/650 g
throat depth 800 mm E 34/25/800 g



inclined:


throat depth 350 mm E 34/25/350 s
throat depth 500 mm E 34/25/500 s
throat depth 650 mm E 34/25/650 s
throat depth 800 mm E 34/25/800 s



lower electrode arms
compl. with electrode tips

straight:

throat depth 170 mm E 34/8/170 g
throat depth 350 mm E 34/8/350 g
throat depth 500 mm E 34/8/500 g
throat depth 650 mm E 34/8/650 g
throat depth 800 mm E 34/8/800 g



inclined:

throat depth 170 mm E 34/8/170 s
throat depth 350 mm E 34/8/350 s
throat depth 500 mm E 34/8/500 s
throat depth 650 mm E 34/8/650 s
throat depth 800 mm E 34/8/800 s



Type

Order-No.

€/ w/o VAT

3328_5.53055.3

3328_5.53056.3

3328_5.53057.3

3328_5.53058.3

3328_5.53059.3

3328_5.53060.3

3328_5.53061.3

3328_5.53062.3

3328_5.53063.3

3328_5.97505.3

3328_5.97506.3

3328_5.97507.3

3328_5.97508.3

3328_5.97509.3

3328_5.53050.3

3328_5.53051.3

3328_5.53052.3

3328_5.53053.3

3328_5.53054.3

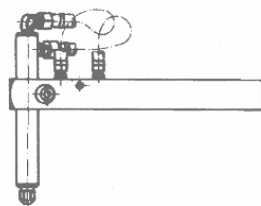
DALEX
Square electrode arms

for Spot welding gun 3329
torsionally stiff, small deflection

upper electrode arms
compl. with electrode-holder,
clamping pieces and electrode tips

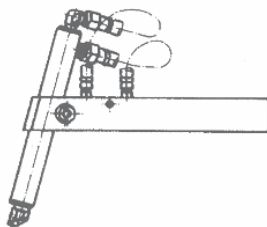
straight:

throat depth 170 mm D 34/25/170 g
throat depth 350 mm D 34/25/350 g
throat depth 500 mm D 34/25/500 g
throat depth 650 mm D 34/25/650 g
throat depth 800 mm D 34/25/800 g



inclined:

throat depth 350 mm D 34/25/350 s
throat depth 500 mm D 34/25/500 s
throat depth 650 mm D 34/25/650 s
throat depth 800 mm D 34/25/800 s



lower electrode arms
compl. with electrode tips

straight:

throat depth 170 mm D 34/2/170 g
throat depth 350 mm D 34/2/350 g
throat depth 500 mm D 34/2/500 g
throat depth 650 mm D 34/2/650 g
throat depth 800 mm D 34/2/800 g



inclined:

throat depth 170 mm D 34/2/170 s
throat depth 350 mm D 34/2/350 s
throat depth 500 mm D 34/2/500 s
throat depth 650 mm D 34/2/650 s
throat depth 800 mm D 34/2/800 s



Type

Order-No.

€/ w/o VAT

3326.52500.3

3326.52501.3

3326.52502.3

3326.52503.3

3326.52504.3

3326.52505.3

3326.52506.3

3326.52507.3

3326.52508.3

3326.52509.3

3326.52510.3

3326.52511.3

3326.52512.3

3326.52513.3

3326.52514.3

3326.52515.3

3326.52516.3

3326.52517.3

3326.52518.3

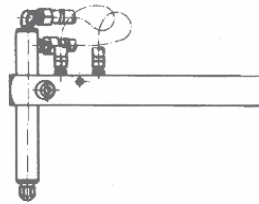
DALEX
Square electrode arms

for Spot welding gun 3528
torsionally stiff, small deflection

upper electrode arms
compl. with electrode-holder,
clamping pieces and electrode tips

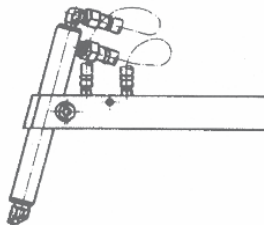
straight:

throat depth 170 mm D 45/25/170 g
throat depth 350 mm D 45/25/350 g
throat depth 500 mm D 45/25/500 g
throat depth 650 mm D 45/25/650 g
throat depth 800 mm D 45/25/800 g



inclined:

throat depth 350 mm D 45/25/350 s
throat depth 500 mm D 45/25/500 s
throat depth 650 mm D 45/25/650 s
throat depth 800 mm D 45/25/800 s



lower electrode arms
compl. with electrode tips

straight:

throat depth 170 mm D 45/2/170 g
throat depth 350 mm D 45/2/350 g
throat depth 500 mm D 45/2/500 g
throat depth 650 mm D 45/2/650 g
throat depth 800 mm D 45/2/800 g



inclined:

throat depth 170 mm D 45/2/170 s
throat depth 350 mm D 45/2/350 s
throat depth 500 mm D 45/2/500 s
throat depth 650 mm D 45/2/650 s
throat depth 800 mm D 45/2/800 s



Type

Order-No.

€/ w/o VAT

3427.52637.3

3427.52638.3

3427.52639.3

3427.52640.3

3427.52641.3

3427.52642.3

3427.52643.3

3427.52644.3

3427.52645.3

3427.52646.3

3427.52647.3

3427.52648.3

3427.52649.3

3427.52650.3

3427.52651.3

3427.52652.3

3427.52653.3

3427.52654.3

3427.52655.3

DALEX
Electrode arms
C-type electrode arms, compl. with electrode tips

for Spot welding guns 3346 and 3349

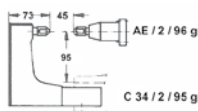
lower electrode arms
with flange-on electrode holder

straight:

throat depth 95 mm

C 34/2/95 g

AE 2/96 g



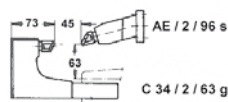
3346.51403.3

3346.51401.3

throat depth 63 mm

C 34/2/63 g

AE 2/96 s



3346.51404.3

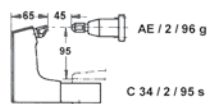
3346.51402.3

inclined:

throat depth 95 mm

C 34/2/95 s

AE 2/96 g



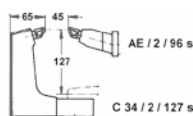
3346.51405.3

3346.51401.3

throat depth 127 mm

C 34/2/127 s

AE 2/96 s



3346.51406.3

3346.51402.3

for Spot welding gun 3346 / 3349 DH

lower electrode arms
with flange-on electrode holder

straight:

throat depth 95 mm

C-DH 34/2/95 g

AE 2/96 g



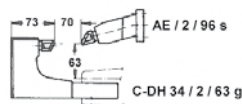
3348.96630.3

3346.51401.3

throat depth 63 mm

C-DH 34/2/63 g

AE 2/96 s



3348.96631.3

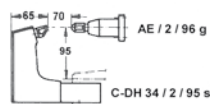
3346.51402.3

inclined:

throat depth 95 mm

C-DH/34/2/95 s

AE 2/96 g



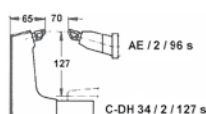
3348.96632.3

3346.51401.3

throat depth 127 mm

C-DH 34/2/127 s

AE 2/96 s



3348.96633.3

3346.51402.3

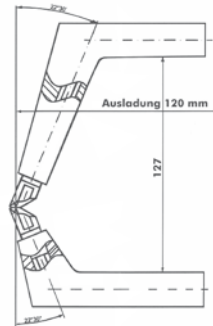
DALEX
 Electrode arms
 special – electrode arms

Type

Order-No.

€/ w/o VAT

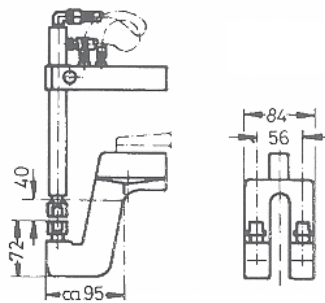
for Spot welding guns A 3119 / A 3139



77962

for Spot welding gun 3329

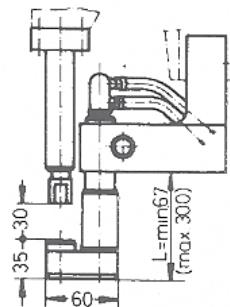
for welding of concrete-reinforcing steel
 insertion depth = dimension L 40 mm



3326.52019.3

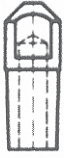


for Spot welding guns 3346 und 3349

for welding of concrete-reinforcing steel
 insertion depth = dimension L 40 mm
 for larger insertion depth possible up to
 max. 300 mm – further 50 mm each




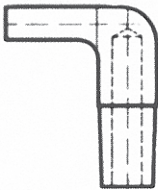
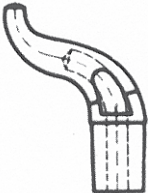


3346.51808.3



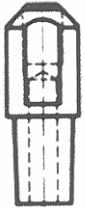

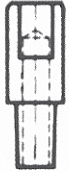
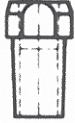
DALEX
Electrode tips
for water-cooled spot welding guns and machines

| | Type | Order-No. | €/ w/o VAT | |
|---|--------|------------|------------|--|
| <p>A</p>  | 1 | 1 A 20 | WN.09351.1 | |
| | | 1 A 30 | WN.09352.1 | |
| | | 1 A 60 | WN.09353.1 | |
| | 2 | 2 A 20 | WN.09355.1 | |
| | | 2 A 30 | WN.09356.1 | |
| | | 2 A 50 | WN.09357.1 | |
| | | 2 A 80 | WN.09358.1 | |
| | 3 | 3 A 35 | WN.09361.1 | |
| | | 3 A 70 | WN.09362.1 | |
| | 6 | 6 Av 15 | WN.09731.1 | |
| | | 6 Av 25 | WN.09732.1 | |
| | | 6 Av 40 | WN.09733.1 | |
| | 7 | 7 A 20 | WN.09371.1 | |
| | | 7 A 30 | WN.09372.1 | |
| | | 7 A 60 | WN.09373.1 | |
| | 8 | 8 A 25 | WN.09375.1 | |
| | | 8 A 35 | WN.09376.1 | |
| | | 8 A 50 | WN.09377.1 | |
| <p>B</p>  | 1 | 1 B 20 | WN.09401.1 | |
| | | 1 B 30 | WN.09402.1 | |
| | | 1 B 60 | WN.09403.1 | |
| | 2 | 2 B 30 | WN.09406.1 | |
| | | 2 B 50 | WN.09407.1 | |
| | | 2 B 80 | WN.09408.1 | |
| | 3 | 3 B 35 | WN.09411.1 | |
| | | 3 B 70 | WN.09412.1 | |
| | 6 | 6 Bv15 | WN.09736.1 | |
| | | 6 Bv25 | WN.09737.1 | |
| | 7 | 7 B 20 | WN.09421.1 | |
| | | 7 B 30 | WN.09422.1 | |
| | | 7 B 60 | WN.09423.1 | |
| | 8 | 8 B 25 | WN.09424.1 | |
| | | 8 B 35 | WN.09426.1 | |
| | 8 B 50 | WN.09427.1 | | |
| <p>C</p>  | 1 | 1 C 20 | WN.09451.1 | |
| | 2 | 2 C 25 | WN.09454.1 | |
| | 3 | 3 C 30 | WN.09457.1 | |
| | 6 | 6 Cv 15 | WN.09741.1 | |
| | 7 | 7 C 20 | WN.09463.1 | |
| | 8 | 8 C 25 | WN.09466.1 | |









DALEX
Electrode tips
for water-cooled spot welding guns and machines

| | | Type | Order-No. | €/ w/o VAT | | | |
|----------|---|------------|---|--|---|--|--------|
| D |  | 1 | 1 D 20 1 D 30 1 D 60 | WN.09551.1 WN.09552.1 WN.09553.1 | | | |
| | | 2 | 2 D 30 2 D 50 2 D 80 | WN.09556.1 WN.09557.1 WN.09558.1 | | | |
| | | 3 | 3 D 35 3 D 70 | WN.09561.1 WN.09562.1 | | | |
| | | 7 | 7 D 20 | WN.09571.1 | | | |
| | | 8 | 8 D 25 | WN.09575.1 | | | |
| | | E |  | 1 | 1 E 20 1 E 30 1 E 60 | WN.09601.1 WN.09602.1 WN.09603.1 | |
| | | | | 7 | 7 E 20 7 E 30 7 E 60 | WN.09621.1 WN.09622.1 WN.09623.1 | |
| | | | | F |  | 1 | 1 F 35 |
| 2 | 2 F 50 | | | | | WN.09511.1 | |
| 7 | 7 F 35 | | | | | WN.09515.1 | |
| 8 | 8 F 50 | WN.09512.1 | | | | | |
| G |  | 2 | 2 G 30 | WN.09165.1 | | | |
| H |  | 1 | 1 H 80 | X_1_H_80 | | | |
| | | 2 | 2 H 80 | WN.09527.1 | | | |
| | | 3 | 3 H 80 | WN.09528.1 | | | |
| | | 8 | 8 H 80 | WN.09529.1 | | | |

DALEX Electrode tips
Standard caps and Electrode caps
for water-cooled spot welding guns and machines

| | | Type | Order-No. | €/ w/o VAT | | |
|----------------|---|---|---|---|------------|------------|
| J |  | 1 | 1 J 20 | WN.09651.1 | | |
| | | 2 | 2 J 30 | WN.09652.1 | | |
| | | 3 | 3 J 35 | WN.09653.1 | | |
| | | 6 | 6 J 15 | WN.09656.1 | | |
| | | 7 | 7 J 20 | WN.09657.1 | | |
| | | 8 | 8 J 25 | WN.09658.1 | | |
| | | K |  | 1 | 1 K 35 | WN.09301.1 |
| | | | | 2 | 2 K 35 | WN.09302.1 |
| 6 | 6 K 32 | | | WN.09310.1 | | |
| 7 | 7 K 32 | | | WN.09311.1 | | |
| 8 | 8 K 32 | | | WN.09312.1 | | |
| L |  | | | 1 | 1 L 25 | WN.09676.1 |
| | | | | 2 | 2 L 35 | WN.09677.1 |
| electrode tips | M | | |  | 1 | 1 M 20 |
| | | 1 M 30 | WN.09702.1 | | | |
| | | 1 M 60 | WN.09703.1 | | | |
| 2 | | 2 M 30 | WN.09706.1 | | | |
| | | 2 M 50 | WN.09707.1 | | | |
| | | 2 M 80 | WN.09708.1 | | | |
| 3 | | 3 M 35 | WN.09711.1 | | | |
| 8 | | 8 M 25 | WN.09725.1 | | | |
| | 8 M 50 | WN.09727.1 | | | | |
| N |  | 1 | 1 N 20 | WN.09761.1 | | |
| | | 2 | 2 N 30 | WN.09766.1 | | |
| | | 8 | 8 N 25 | WN.09786.1 | | |
| standard caps | R |  | 2 | 2 R 1 | WN.09951.1 | |
| | | | 2 R 7 | WN.09956.1 | | |
| 3 | | | 3 R 2 | WN.09952.1 | | |
| | | | 3 R 8 | WN.09957.1 | | |
| 7 | | | 7 R 6 | WN.09961.1 | | |
| 8 | | | 8 R 1 | WN.09960.1 | | |
| | | | 8 R 7 | WN.09962.1 | | |

DALEX Electrode shafts and
Electrode key
for water-cooled spot welding guns and machines

| | | | Type | Order-No. | €/ w/o VAT |
|------------------|---|---|-------------|---|--|
| | V |  | 2 3 8 | 2 V2/42 2 V2/75 3 V2/45 8 V 8/35 | WN.09976.1 WN.09980.1 WN.09977.1 WN.09978.1 |
| electrode caps | KA |  | | K 12 A 20 | WN.09810.1 |
| | KB |  | | K 12 B 20 | WN.09811.1 |
| | KD |  | | K 12 D 20 | WN.09812.1 |
| | KM |  | | K 12 M 20 | WN.09813.1 |
| | KL |  | | K 12 L 20 | WN.09800.1 |
| electrode shafts | S |  | 2 | 2 S 30 2 S 50 2 S 80 | WN.09820.1 WN.09821.1 WN.09822.1 |
| | SL | | 2 | 2 SL 30 2 SL 80 | WN.09830.1 WN.09831.1 |
| electrode key | <p>DALEX special key for loosening of spot welding electrodes up to 20 mm diamete</p>  | | | | X_SCHLÜSSEL_53 |

DALEX
Water recooling units

Cool

fully thermal cooling water re cooler with cold water circulation,
cooling water circulation and electric control

Cool 1

for SF / SL / PL 40 und Spot welding guns

refrigerating power (kW): 1,35
mains voltage (50 Hz) V: 230
compressor power (kW): 0,46
water tank (l): 6
mains power (kW): 0,7
weight (kg): 42



Picture Cool 1

COOL 1

X_COOL1

Cool 2

for PL 63 und Spot welding guns

refrigerating power (kW): 1,9
mains voltage (50 Hz) V: 230
compressor power (kW): 1
water tank (l): 21
mains power (kW): 1,34
weight (kg): 85



Picture Cool 2

COOL 2

X_COOL2

Cool 3

for PL 80 / 100

refrigerating power (kW): 2,7
mains voltage (50 Hz) V: 230
compressor power (kW): 1,19
water tank (l): 21
mains power (kW): 1,5
weight (kg): 85



Picture Cool 3

COOL 3

X_COOL3

DALEX Spring balancers
carrying capacity 3 – 100 kg

carrying capacity 3 – 5 kg
dead load 2,9 kg
wire length 2000 mm

carrying capacity 4,5 – 7 kg
dead load 3,1 kg
wire length 2000 mm

carrying capacity 6 – 10 kg
dead load 3,2 kg
wire length 2000 mm

carrying capacity 9 – 14 kg
dead load 3,4 kg
wire length 2000 mm

carrying capacity 13 – 17 kg
dead load 3,6 kg
wire length 2000 mm

carrying capacity 16 – 21 kg
dead load 3,8 kg
wire length 2000 mm



carrying capacity 21 – 30 kg
dead load 16,3 kg
wire length 2000 mm

carrying capacity 31 – 45 kg
dead load 18 kg
wire length 2000 mm

carrying capacity 46 – 60 kg
dead load 18,4 kg
wire length 2000 mm

carrying capacity 61 – 75 kg
dead load 19,8 kg
wire length 2000 mm

carrying capacity 76 – 90 kg
dead load 20,8 kg
wire length 2000 mm

carrying capacity 91 – 100 kg
dead load 21 kg
wire length 2000 mm

spring balancer with a capacity
above 100 kg upon request



| Type | Order-No. | €/ w/o VAT |
|-----------|-----------|------------|
| D 4/5 | D_4_5 | |
| D 4/7 | D_4_7 | |
| D 4/10 | D_4_10 | |
| D 4/14 | D_4_14 | |
| D 4/17 | D_4_17 | |
| D 4/21 | D_4_21 | |
| D 5/30-1 | D_5_30_1 | |
| D 5/45-1 | D_5_45_1 | |
| D 5/60-1 | D_5_60_1 | |
| D 5/75-1 | D_5_75_1 | |
| D 5/90-1 | D_5_90_1 | |
| D 5/100-1 | D_5_100_1 | |

A large white rounded rectangle with a thin black border, containing a grid of horizontal lines for writing notes. The grid consists of 20 rows, each with a light gray background and a white foreground, alternating to create a lined effect.



 made
in
Germany

DALEX
Schweißmaschinen GmbH & Co. KG
Koblenzer Straße 43
D - 57537 Wissen

Tel. +49 2742-77-0
Fax +49 2742-77-101

Internet: www.dalex.de
E-Mail: info@dalex.de