



**MITSUBISHI
ELECTRIC**

AIR CONDITIONING SYSTEMS



Mitsubishi
MElectric
EQuality

All or One...

Advanced system flexibility capable of serving individual units or entire apartment complexes

Inverter Multi-split System

From Apartments to Two-storey Homes...

Fulfill the air conditioning needs of up to 8 rooms with a single Mitsubishi Electric Inverter Multi-split Systems



A Line-up Big on Advantages and Variations

Space Savings

The Mitsubishi Electric Inverter Multi-split System is designed to allow several indoor units to be connected to a single outdoor unit. This enhances exterior aesthetics by reducing the number of outdoor units necessary, while also providing you with an easy and economical way of adding indoor units at any time.

Economical Operation

Efficient operation is achieved through heating/cooling only the desired space, and cutting waste by preventing air conditioning of areas where it is not needed. The style of using an individual air conditioner for each room allows more economical performance and thus larger energy savings than ever before. Combining this concept with the latest innovative inverter technologies, we are able to offer industry-leading levels of energy-efficient operation for both heating and cooling. Save energy and money with the Mitsubishi Electric inverter multi-split system.

outdoor unit



Silent Control

Comfort without the noise, based on smooth operation and innovative features such as automatic selection of low-noise mode when operation load is low. Choose a wall-mounted model to create a silent and comfortable space where noise levels are at a level where soothing peace and quiet can be enjoyed.

Flexible Choice

Offering the ability to select up to 8 indoor units for a single outdoor unit, Mitsubishi Electric inverter multi-split systems satisfy diversified needs. With the cooling capacities of outdoor units ranging from 5.2 to 15.5kW and an array of different models to suit specific applications, you will be hard pressed to find a better match for your building dimensions and comfort requirements.

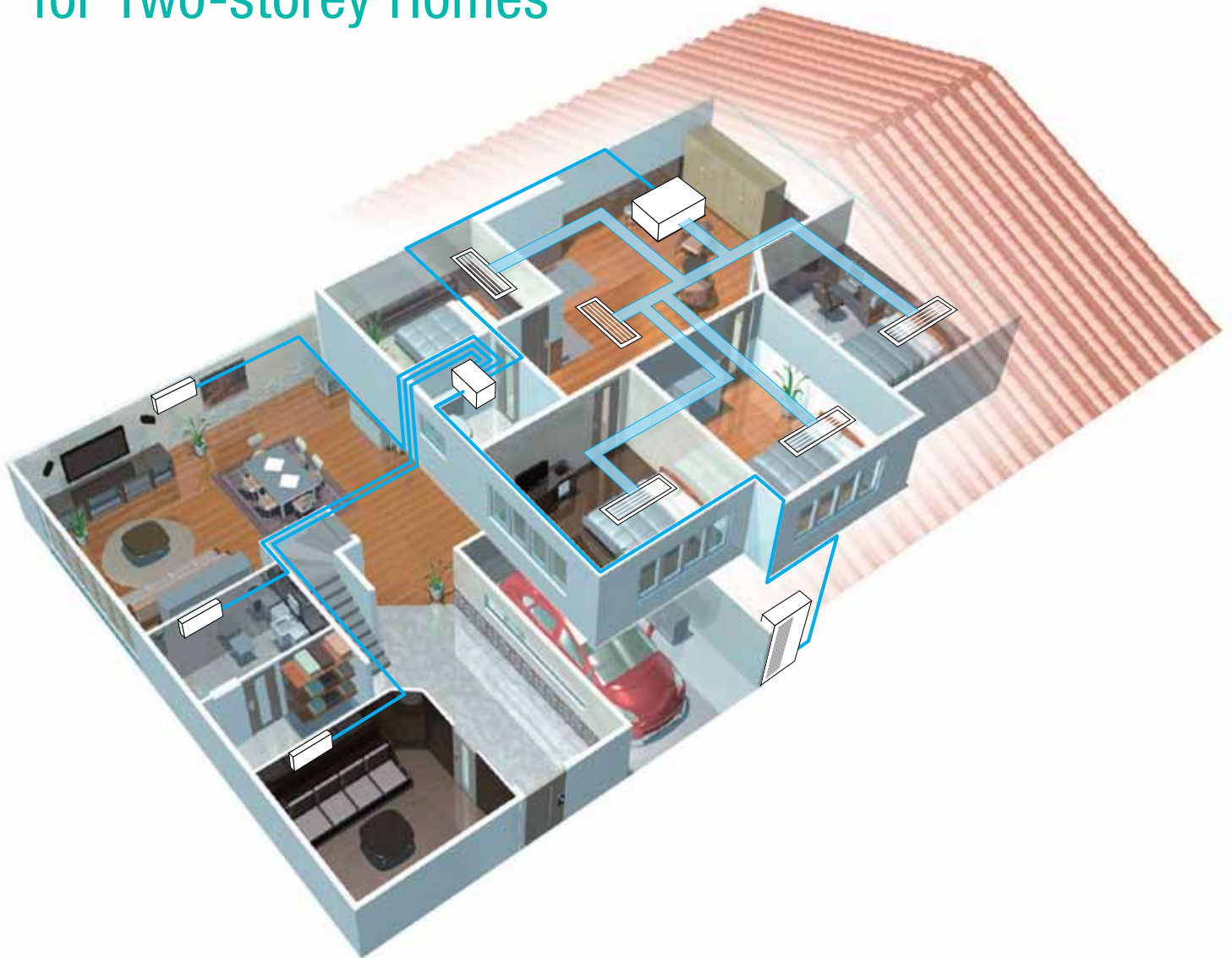
The Mitsubishi Electric Multi-split System **MXZ-8B160VA**

A Single Outdoor Unit for up to 8 Rooms

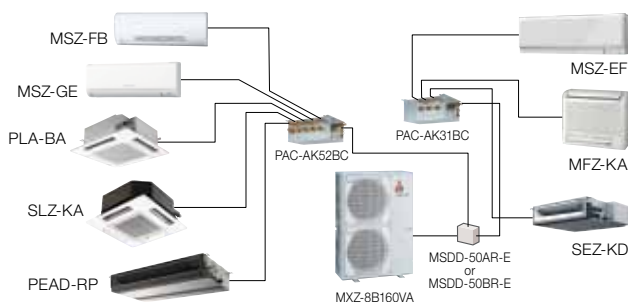
Powerful yet silent, the new Power Multi is specially designed for use in typical Australian houses. Connecting with a 10kW indoor unit allows you to create an ideal environment on either floor without the need to unnecessarily cool and heat both floors. A much smarter option!



Mitsubishi Electric's Best Solution for Two-storey Homes



Power Multi MXZ-8B160VA



10kW Indoor Connection (Industry 1st)

Power Multi offers sufficient capacity to cool/heat bedrooms on the first floor, while realising energy savings as a result of being able to direct air conditioning to where it is needed. It is the perfect solution for the comfort needs in typical Australian townhouses.

Significant Energy Savings

The Power Multi System is equipped with Mitsubishi Electric's cutting-edge inverter technologies, achieving an impressively high energy-efficiency ratio (EER) of 3.21 and coefficient of performance (COP) of 3.61.

The Mitsubishi Electric Multi-split System **MXZ-6C120VA**

Comfortable and Energy-efficient

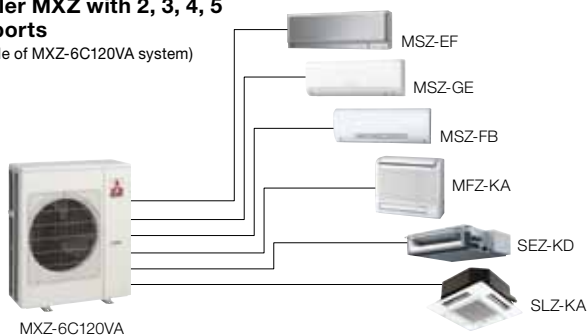
The air conditioning needs of an entire house or apartment (up to 6 rooms) can be met with one compact single-fan outdoor unit.



An Ideal Match for Apartments Too



Smaller MXZ with 2, 3, 4, 5 or 6 ports (example of MXZ-6C120VA system)



Optimum Comfort for Up to 6 Rooms with a Single Outdoor Unit

In addition to fitting into the same installation space as the MXZ-4C80 and MXZ-5C100 outdoor units, this powerful unit can manage the cooling/heating requirements of up to 6 rooms. The utilisation of a single fan has reduced constraints related to unit height as well. An improved cooling capacity of up to 13.5kW (MAX) makes it possible to accommodate diverse installation requests.

Significant Energy Savings

Cutting-edge inverter technologies achieve an impressively high energy-efficiency ratio (EER) of 3.21 and coefficient of performance (COP) of 3.88.

MXZ SERIES

Advancements in the MXZ Series include efficiency and flexibility in system expansion capabilities. The best solution for multi-system air conditioning needs.



8-port

MXZ-8B140VA
MXZ-8B160VA



6-port

MXZ-6C120VA



4-port 5-port

MXZ-4C80VA
MXZ-5C100VA



3-port 4-port

MXZ-3C54VA
MXZ-4C71VA



2-port

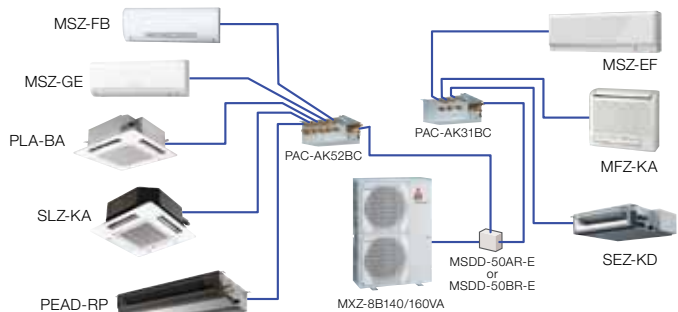
MXZ-2C52VA

EXAMPLE SYSTEM

Smaller MXZ with 2, 3, 4, 5 or 6 ports
(example of MXZ-6C120VA system)



Power Multi MXZ-8B140/160VA for 8 ports



Handle Up to 8 Rooms with a Single Outdoor Unit

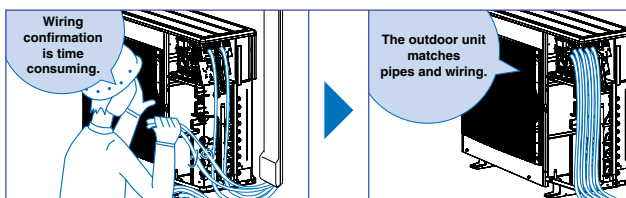
A selection of eight MXZ outdoor units with capacities ranging between 5.2 and 15.5kW can be matched with specific M, S and P Series indoor units to handle a variety of building layouts.

Support Functions

Wiring/Piping Correction Function* (4C80/5C100/6C120)

Simply press a single button to confirm if piping and wiring are properly connected. Wiring errors are corrected automatically when discovered. This eliminates the need to confirm complicated wiring connections when expanding the system. (For details, refer to the outdoor unit installation manual.)

* Function cannot be used when the outdoor temperature is below 0°C. The correction process requires 10–20 minutes to complete and must be conducted with the unit set to Cooling mode.



Ampere Limit Adjustment (4C80/5C100/6C120/8B140/8B160)

Dip switch settings can be used to adjust the maximum electrical current for operation. This function is highly recommended for managing energy costs. (For details, refer to the outdoor unit installation manual.)

*Maximum capacity is lowered with the use of this function.

Operation Lock

To accommodate specific-use applications, cooling or heating operation can be specified when setting the control board of the outdoor unit. A convenient option when a system needs to be configured for exclusive cooling or heating service. (For details, refer to the outdoor unit installation manual.)

SELECTION

STEP 1

SELECT INDOOR UNITS

Select the indoor unit to be installed in each room.

Wall-mounted	Floor-standing	4-way ceiling-cassette	Ceiling-suspended	Ceiling-concealed
 MSZ-FB  MSZ-EF  MSZ-GE  MSZ-GE	 MFZ-KA	 SLZ-KA  PLA-RP	 PCA-KA	 PEAD-RP  SEZ-KD

STEP 2

SELECT OUTDOOR UNIT

Select the best outdoor unit based on the number of indoor units and overall system capacity required.

2-port Connect up to 2 indoor units  MXZ-2C52VA	3-port Connect up to 3 indoor units  MXZ-3C54VA	4-port Connect up to 4 indoor units  MXZ-4C71VA  MXZ-4C80VA	8-port Connect up to 8 indoor units <div style="display: flex; justify-content: space-around;"> <div> Outdoor unit  MXZ-8B140VA MXZ-8B160VA </div> <div> Branch box  PAC-AK31BC  PAC-AK52BC </div> </div> <p>Connection to indoor units requires an appropriate branch box (distribution piping is required when connecting two branch boxes).</p>
5-port Connect up to 5 indoor units  MXZ-5C100VA	6-port Connect up to 6 indoor units  MXZ-6C120VA		

STEP 3

CHECK SYSTEM COMPATIBILITY

Possible combinations depends on the outdoor unit chosen. Please check the following points.

Check Indoor Units

Refer to the "Indoor Unit Compatibility Table (page 27)" to check if the indoor units selected can be used with the outdoor unit selected. (Indoor units not listed in the table cannot be used.)

Check Indoor Unit Capacity Combination

Refer to the "Combination Table (page 35–100)" to check if the capacity combination of the indoor unit selected is connectable. (Combinations not listed cannot be connected.)

If the desired combination cannot be found, please change either the indoor or outdoor unit to match one of the combinations shown in the tables.

INDOOR UNIT LINE-UP

MSZ-E SERIES



Silver model



White model



Black model



Developed to complement modern interior room décor, EF series air conditioners are available in three colours specially chosen to blend in naturally wherever installed. The streamlined wall-mount indoor units have elegant silver-bevelled edges, expressing sophistication and quality. Elegant, quiet and powerful, these air conditioners are the ideal answer, providing the best match scenario for interior design and maximum room comfort.

- Built-in Weekly Timer
- Appealing design matches any room décor
- Nano Platinum Filter

1.5kW	2.0kW	2.2kW	2.5kW	3.5kW	4.2kW	5.0kW	6.0kW	7.1kW	10.0kW
		●	●	●	●	●			

MSZ-F SERIES

- i-see Sensor
- Quiet 20dB noise level (FB25)
- Plasma Duo Filter (FB25/35/50)
- Quick Clean body



1.5kW	2.0kW	2.2kW	2.5kW	3.5kW	4.2kW	5.0kW	6.0kW	7.1kW	10.0kW
			●	●		●			

MSZ-G SERIES

- Quiet 19dB noise level (GE22/25/35)
- Quick Clean body
- Nano Platinum Filter (GE60/71/80)
- Catechin Filter (GE22-50)
- Built-in Weekly Timer (GE60/71/80)



1.5kW	2.0kW	2.2kW	2.5kW	3.5kW	4.2kW	5.0kW	6.0kW	7.1kW	8.0kW
		●	●	●	●	●	●	●	●

MFZ SERIES

- Slim & Trim body
- Trouble-free installation and maintenance
- Optimum air distribution
- Catechin Filter



1.5kW	2.0kW	2.2kW	2.5kW	3.5kW	4.2kW	5.0kW	6.0kW	7.1kW	10.0kW
			●	●		●			

SLZ SERIES

- Compact 2' x 2' size for ceiling installation
- Unit height of only 235mm
- Fresh-air intake



1.5kW	2.0kW	2.2kW	2.5kW	3.5kW	4.2kW	5.0kW	6.0kW	7.1kW	10.0kW
			●	●		●			

PLA SERIES

- i-see Sensor (optimal corner panel)
- 72 airflow patterns
- High/Low ceiling modes
- Fresh-air intake



10kW indoor connection is
Industry 1st!

1.5kW	2.0kW	2.2kW	2.5kW	3.5kW	4.2kW	5.0kW	6.0kW	7.1kW	10.0kW
							●	●	●

SEZ SERIES

- Compact design
- Unit height of only 200mm
- Three fan speeds and four static pressure levels



1.5kW	2.0kW	2.2kW	2.5kW	3.5kW	4.2kW	5.0kW	6.0kW	7.1kW	10.0kW
			●	●		●	●	●	

PEAD SERIES

- Compact
- Lighter weight



10kW indoor connection is
Industry 1st!

1.5kW	2.0kW	2.2kW	2.5kW	3.5kW	4.2kW	5.0kW	6.0kW	7.1kW	10.0kW
								●	●

PCA-KA SERIES

- High/Low ceiling modes
- Stylish unit design
- Fresh-air intake



1.5kW	2.0kW	2.2kW	2.5kW	3.5kW	4.2kW	5.0kW	6.0kW	7.1kW	10.0kW
						●	●	●	



INVERTER TECHNOLOGIES

Mitsubishi Electric inverters ensure superior performance including the optimum control of operation frequency. As a result, optimum power is applied in all cooling/heating ranges and maximum comfort is achieved while consuming minimal energy. Fast, comfortable operation and amazingly low running cost – That’s the Mitsubishi Electric promise.

INVERTERS – HOW THEY WORK

Inverters electronically control the electrical voltage, current and frequency of electrical devices such as the compressor motor in an air conditioner. They receive information from sensors monitoring operating conditions, and adjust the revolution speed of the compressor, which directly regulates air conditioner output. Optimum control of operation frequency results in eliminating the consumption of excessive electricity whilst providing the most comfortable room environment.

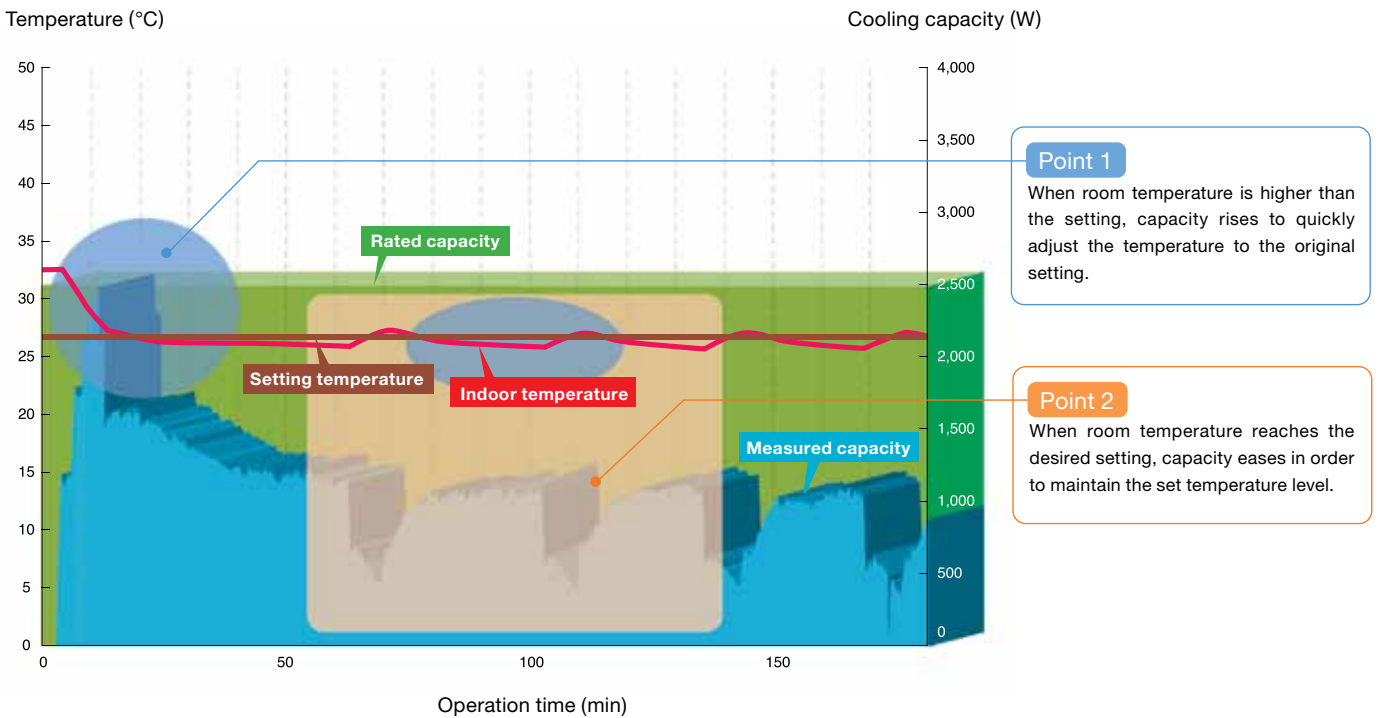
ECONOMIC OPERATION

Impressively low operating cost is a key advantage of inverter air conditioners. We’ve combined advanced inverter technologies with cutting-edge electronics and mechanical technologies to achieve a synergistic effect that enables improvements in cooling/heating performance efficiency. Better performance and lower energy consumption are the result.

TRUE COMFORT

Simple comparison of air conditioner operation control with and without an inverter.

■ Inverter Operation (cooling mode)



Point 1 Quick & Powerful

Increasing the compressor motor speed by controlling the operation frequency ensures powerful output at start-up, and brings the room temperature to the comfort zone faster than units not equipped with an inverter. Hot rooms are cooled, and cold rooms are heated faster and more efficiently.

Point 2 Room Temperature Maintained

The compressor motor operating frequency and the change of room temperature are monitored to calculate the most efficient waveform to maintain the room temperature in the comfort zone. This eliminates the large temperature swings common with non-inverter systems, and guarantees a pleasant, comfortable environment.

MORE ADVANTAGES WITH MITSUBISHI ELECTRIC



Joint Lap DC Motor

Mitsubishi Electric has developed a unique motor, called the "Poki-Poki Motor" in Japan, which is manufactured using a joint lapping technique. This innovative motor operates based on a high-density, high-magnetic force, leading to extremely high efficiency and reliability.




Magnetic Flux Vector Sine Wave Drive

This drive device is actually a microprocessor that converts the compressor motor's electrical current waveform from a conventional waveform to a sine wave (180° conduction) to achieve higher efficiency by raising the motor winding utilisation ratio and reducing energy loss.



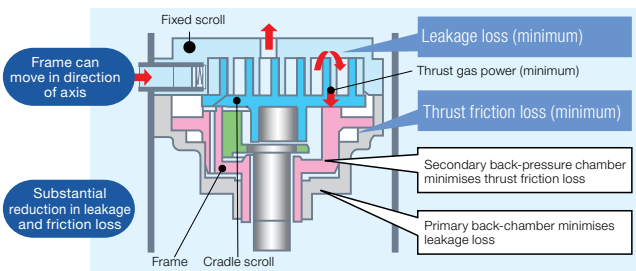
Reluctance DC Rotary Compressor

Powerful neodymium magnets are used in the rotor of the reluctance DC motor. More efficient operation is realised by strong magnetic and reluctance torques produced by the magnets.



Highly Efficient DC Scroll Compressor

Higher efficiency has been achieved by adding a frame compliance mechanism to the DC scroll compressor. The mechanism allows movement in the axial direction of the frame supporting the cradle scroll, thereby greatly reducing leakage and friction loss, and ensuring extremely high efficiency at all speeds.



Rare Earth Magnet Rotor (Compressor)

An innovative motor with a rare earth magnet rotor is used in the compressor to ensure excellent efficiency. The rare earth magnet has a residual magnetic flux density three times that of the previously used ferrite magnet.



DC Fan Motor

A highly efficient DC motor drives the fan of the outdoor unit. Efficiency is much higher than an equivalent AC motor.

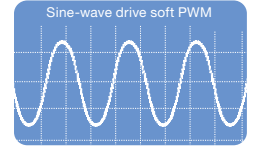


Vector-Wave Eco Inverter

This inverter monitors the varying compressor motor frequency and creates the most efficient waveform for the motor speed. As a result, operating efficiency in all speed ranges is improved, less power is used and annual electricity cost is reduced.

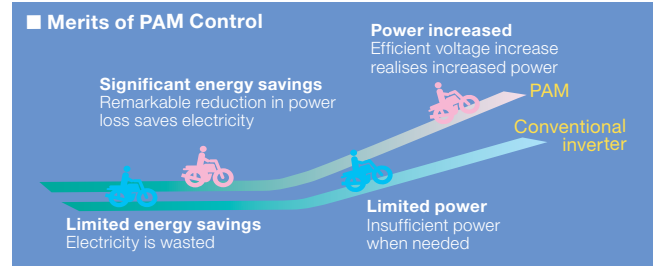
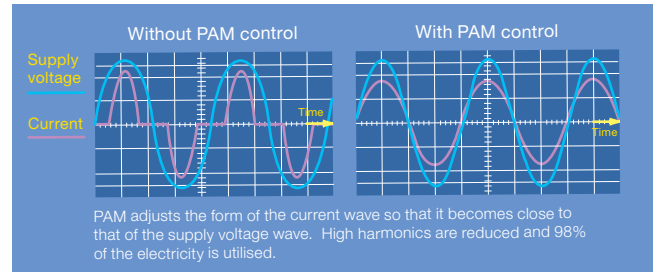
Smooth wave pattern

Inverter size has been reduced using insert-moulding, where the circuit pattern is moulded into the synthetic resin. To ensure quiet operation, soft PWM control is used to prevent the metallic whine associated with conventional



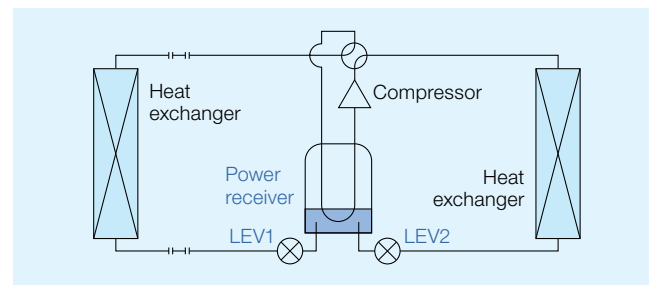
PAM (Pulse Amplitude Modulation)

PAM is a technology that controls the current waveform so that it resembles the supply voltage wave, thereby reducing loss and realising more efficient use of electricity. Using PAM control, 98% of the input power supply is used effectively.



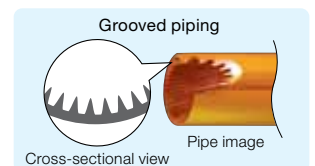
Power Receiver and Twin LEV Control

Mitsubishi Electric has developed a power receiver and twin linear expansion valves (LEV) circuit that optimise compressor performance. This technology ensures optimum control in response to operating waveform and outdoor temperature. Operating efficiency has been enhanced by tailoring the system to the characteristics of R410A refrigerant.



Grooved Piping

High-performance grooved piping is used in heat exchangers to increase the heat exchange area.



CONTROL TECHNOLOGIES

NEW

User-friendly Wired Remote Controller with Excellent Operation and Visibility



PAR-30MAA



PAR-21MAA


Easy To Read & Easy To Use

Full Dot Liquid-crystal Display Adopted (PAR-30MAA)

Easier to read thanks to use of a full dot liquid-crystal display with backlight, and easier to use owing to adopting a menu format that has reduced the number of operating buttons.

Display Example [Operation Mode]

Full Dot LCD



Multi-language Display (PAR-30MAA)

Multi-language

Control panel operation in eight different languages

Choose from the following languages.

[English]



[Spanish]



[Italian]



[German]



[French]



[Russian]



[Portuguese]



[Swedish]



Energy-efficient Control

Operation Control Functions

Auto-return

Prevents wasteful operation by automatically returning to the preset temperature after specified operating time (PAR-30MAA)

After adjusting the temperature for cooling on a hot summer day, or initial heating in winter, it is easy to forget to return the temperature setting to its original value. The Auto-return function automatically resets the temperature back to the original setting after a specified period of time, thereby preventing overcooling/overheating. The Auto-return activation time can be set in 10-minute units, in a range between 30 and 120 minutes.

*Auto-return cannot be used when Temperature Range Restriction is in use.

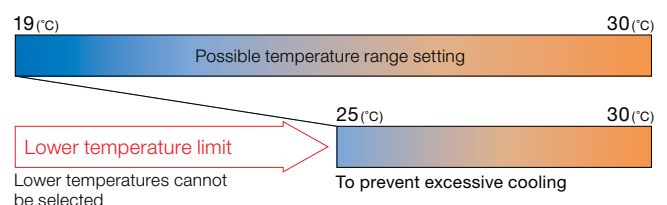
Temperature Range Restriction

Temperature Range Restriction prevents overcooling/overheating (PAR-30MAA/PAR-21MAA)

Using a temperature that is 1°C lower/higher for cooling/heating results in a 10% reduction in power consumption.* Temperature Range Restriction limits the maximum and minimum temperature settings, contributing to the prevention of overcooling/overheating.

*In-house calculations.

Cooling/Dry (Setting example of minimum temp. in 25°C)



Recommended for

Office

Restaurant

Auto-off Timer

Turns heating/cooling off automatically after preset time elapses (PAR-30MAA/PAR-21MAA)

When using Auto-off Timer, even if one forgets to turn off the unit, operation stops automatically after the preset time elapses, thereby preventing wasteful operation. Auto-off Timer can be set in 10-minute units, in a range between 30 minutes and 4 hours. Eliminating all anxiety about forgetting to turn off the unit.

Recommended for **Meeting room** **Changing room**

Weekly Timer

Set up to 8 patterns per day including temperature control (PAR-30MAA/PAR-21MAA)

The Weekly Timer enables the setting of operation start and finish times and adjusting the temperature as standard features. Up to 8 patterns per day can be set, providing operation that matches the varying conditions of each period, such as the number of customers in the store.

*Weekly Timer cannot be used when On/Off Timer is in use (only for PAR-21MAA).

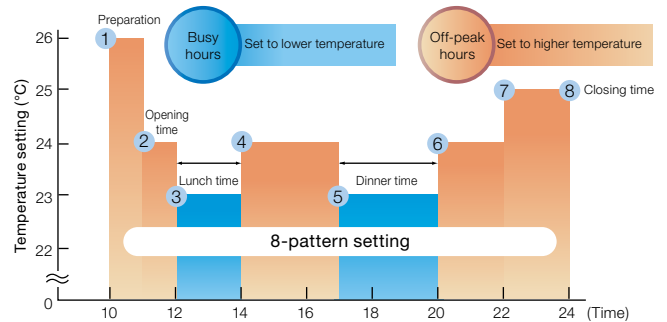
Operation Lock

Fixed temperature setting promotes energy savings (PAR-30MAA/PAR-21MAA)

In addition to operation start/stop, the operation mode, temperature setting and airflow direction can be locked. Unwanted adjustment of temperature settings is prevented and an appropriate temperature is constantly maintained, leading to energy savings. This feature is also useful in preventing erroneous operation or tampering.

Recommended for **Office** **School** **Public hall** **Hospital** **Computer server facility**

Setting Example (restaurant in summer time)

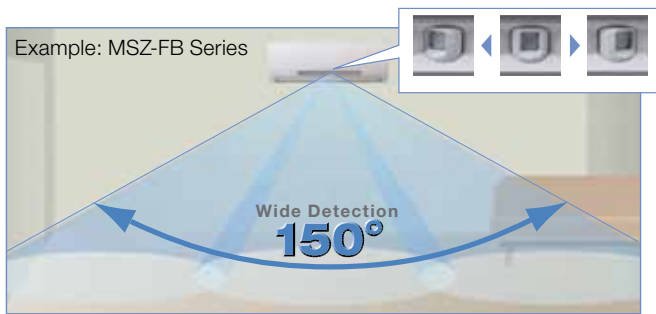


Necessary to change temperature settings for cooling/heating times.
*Joint research conducted with Japan Facility Solutions, Inc.

FUNCTIONS

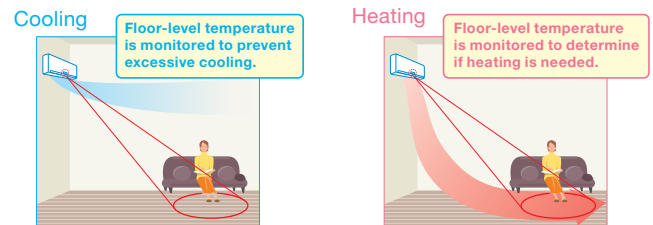
ENERGY-SAVING

i-see Sensor Felt Temperature Control



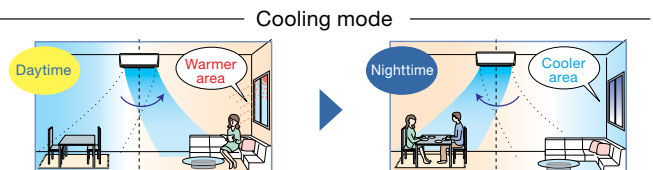
The “i-see Sensor” sweeps from side-to-side automatically monitoring the floor temperature over a wide area spanning 150°.

Conventional air conditioners monitor the air temperature at the top of a room to control room temperature and fail to take foot-level temperature, that which has the strongest impact on room comfort, into consideration. The “i-see Sensor” monitors the floor temperature and estimates the “felt temperature” (i.e., the temperature felt by people in the room). The airflow speed and temperature are adjusted to prevent over-cooling/heating, thereby eliminating the consumption of excessive electricity.



AREA Area Temperature Monitor

The “i-see Sensor” monitors the whole room in sections and directs the airflow to areas of the room where the temperature does not match the temperature setting. (When cooling the room, if the middle of the room is detected to be hotter, more airflow is directed towards it.) This eliminates unnecessary cooling/heating and contributes to lower electricity costs.



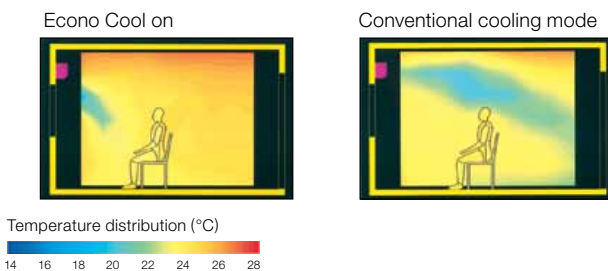
Econo Cool Econo Cool Energy-saving Feature

“Econo Cool” is an intelligent temperature control feature that adjusts the amount of air directed towards the body based on the air-outlet temperature. The setting temperature can be raised by as much as 2°C without any loss in comfort, thereby realising a 20% gain in energy efficiency. (Function only available during manual cooling operation.)

	Conventional	Econo Cool
Ambient temperature	35°C	35°C
Set temperature	25°C	27°C
Perceived temperature	30°C	29.3°C

Temperature distribution image

A comfortable room environment is maintained even when setting the temperature 2°C higher than the conventional cooling mode.



I Feel “I Feel” Control

The “I Feel” fuzzy-logic control memorises the most desirable temperature setting. If the “TOO WARM” or “TOO COOL” button on the remote controller is pressed, the system adds the choice to the control memory and adjusts the temperature so that the most comfortable temperature is provided. That temperature setting is used the next time the unit is turned on.

Demand Control Demand Function (Onsite Modification)

It is possible to reduce electricity consumption within a range from 0 to 100% by performing the following onsite installation. The demand function can be enabled by adding a commercially available input contact point On/Off switch to the CNDM connector (the contact point demand input, optional parts.)

- Incorporate the “Adapter for external input (PAC-SC36NA)” into the circuit.
- By switching SW7-1 on the control circuit board for the outdoor unit, the following power consumption restrictions (compared to rated power) can be set.

SW7-1	Power consumption when SW2 is on
OFF	0% (Forced compressor stop)
ON	50%

ATTRACTIVE

Pure White Pure White

Pure white is adopted for the unit colour; white expresses the essence of cleanliness and easily matches virtually all interior décor.

AUTO VANE Auto Vane

The vane closes automatically when the air conditioner is not running, concealing the air outlet and creating a flat surface that is aesthetically appealing.

AIR QUALITY

Plasma Duo Filter Systems Plasma Duo

Units are equipped with a pre-filter and two special filters that perform plasma air cleaning and plasma purification functions (Plasma Duo). The plasma system remove bad odours and bacterial particles of micron- and nanometre-size from the air.

Air Cleaning Filter

The filter is charged with static electricity, enabling it to attract and capture dust particles that regular filters don't.

Fresh-air Intake

Indoor air quality is enhanced by the direct intake of fresh exterior air.

Anti-allergy Enzyme Filter

The anti-allergy enzyme filter works to trap allergens such as moulds and bacteria and decompose them using enzymes retained in the filter.

High-efficiency Filter

This high-performance filter has a much finer mesh compared to standard filters, and is capable of capturing minute particles floating in the air that were not previously caught.

Nano Platinum Filter

The filter has a large capture area and incorporates nanometre-sized platinum-ceramic particles that work to kill bacteria and deodourise the circulating air.

Catechin Filter

Catechin is a bioflavonoid by-product of green tea with both antiviral and antioxidant qualities. It also has an excellent deodourising effect, which is why Mitsubishi Electric uses the compound in its air conditioner filters. In addition to improving air quality, it prevents the spreading of bacteria and viruses throughout the room. Easily removed for cleaning and maintenance, when the filter is washed regularly the deodourising action is rated to last more than 10 years.

Long-life Filter

A special process for the entrapment surface improves the filtering effect, making the maintenance cycle longer than that of units equipped with conventional filters.

Filter Check Signal

Air conditioner operating time is monitored, and the user is notified when filter maintenance is necessary.

Electrostatic Anti-allergy Enzyme Filter

This function features both the Air Cleaning Filter and Anti-allergy Enzyme Filter.

AIR DISTRIBUTION

Horizontal Vane

The air outlet vane swings up and down so that the airflow is spread evenly throughout the room.

Vertical Vane

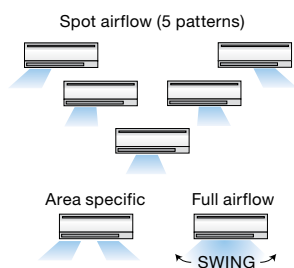
The air outlet vane swings from side to side so that the airflow reaches every part of the room.

Wide and Long Airflow

The wide and long airflow function is especially beneficial for large spaces, helping to ensure that air is well circulated and reaches every corner of the room.

Wide Airflow

This unique airflow system distributes air horizontally over a wide-ranging 150° in heating mode and 100° in cooling mode. Simply press the Wide Swing icon on the remote controller to select the desired airflow from seven different patterns.



High Ceiling Mode

In the case of rooms with high ceilings, the outlet-air volume can be increased to ensure that air is circulated all the way to the floor.

Low Ceiling Mode

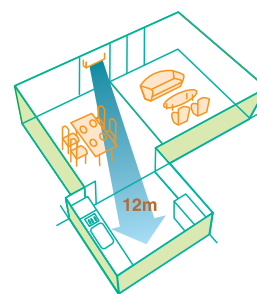
If the room has a low ceiling, the airflow volume can be reduced for less draught.

Auto Fan Speed Mode

The airflow speed mode adjusts the fan speed of the indoor unit automatically according to the present room conditions.

Long Airflow

Use this function to ensure that the airflow circulates to areas far across the room. Press the Long Airflow icon on the remote controller to extend reach up to as far as 12 metres from the unit.



FUNCTIONS

CONVENIENCE

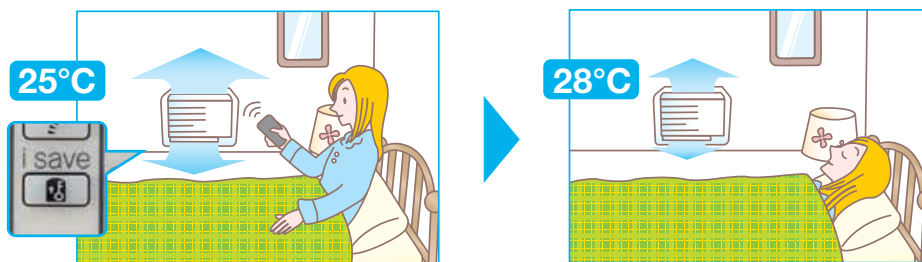
On/Off Operation Timer

Use the remote controller to set the times of turning the air conditioner On/Off.

"i save" Mode

"i save" is a simplified setting function that recalls the preferred (preset) temperature by pressing a single button on the remote controller. Press the same button twice in repetition to immediately return to the previous temperature setting.

Using this function contributes to comfortable waste-free operation, realising the most suitable air conditioning settings and saving on power consumption when, for example, leaving the room or going to bed.



* Temperature can be preset to 10°C when heating in the "i-save" mode (except when connected to MXZ-8B140/160VA).



Pictured: MFZ Series remote controller

Auto Changeover

The air conditioner automatically switches between heating and cooling modes to maintain the desired temperature.

*When multiple indoor units connected to an MXZ outdoor unit are running at the same time, simultaneous cooling and heating is not possible.

Auto Restart

Especially useful at the time of power outages, the unit turns back on automatically when power is restored.

Low-temperature Cooling

Intelligent fan speed control in the outdoor unit ensures optimum performance even when the outside temperature is low.

Low-noise Operation (Outdoor Unit)

System operation can be adjusted to prioritise less noise from the outdoor unit over air conditioning performance.

Ampere Limit Adjustment

Dipswitch settings can be used to adjust the maximum electrical current for operation. This function is highly recommended for managing energy costs.

*Maximum capacity is lowered with the use of this function.

■ DIP switch setting (Board for MXZ-5C100VA)

SW2	Ampere Limit
	10.5A
	15.5A
	Full (default setting)

* MXZ-5C100VA

Operation Lock

To accommodate specific-use applications, cooling or heating operation can be specified when setting the control board of the outdoor unit. A convenient option when a system needs to be configured for exclusive cooling or heating service.

■ DIP switch setting (Board for MXZ-5C100VA)

SW1	Setting
	COOL/DRY
	HEAT



Built-in Weekly Timer Function

Easily set desired temperatures and operation start/stop times to match lifestyle patterns. Reduce wasted energy consumption by using the timer to prevent forgetting to turn off the unit and eliminate temperature setting adjustments.

■ Example Operation Pattern (Summer/Cooling mode)

Time	Mon.	Tues.	Wed.	Thurs.	Fri.	Sat.	Sun.
6:00	ON 26°C	ON 26°C	ON 26°C	ON 26°C	ON 26°C	ON 26°C	ON 26°C
8:00	Automatically changes to high-power operation at wake-up time						
10:00	OFF	OFF	OFF	OFF	OFF	ON 24°C	ON 24°C
12:00	Automatically turned off during work hours					Midday is hotter, so the temperature is set lower	
14:00							
16:00							
18:00	ON 26°C	ON 26°C	ON 26°C	ON 26°C	ON 26°C	ON 26°C	ON 26°C
20:00	Automatically turns on, synchronized with arrival at home					Automatically raises temperature setting to match time when outside-air temperature is low	
22:00							
(during sleeping hours)	ON 28°C	ON 28°C	ON 28°C	ON 28°C	ON 28°C	ON 28°C	ON 28°C
	Automatically changes to higher temperature at bedtime for energy-saving operation at night						

Settings

Pattern Settings: Input up to four settings for each day

Settings: • Start/Stop operation • Temperature setting *The operation mode cannot be set.

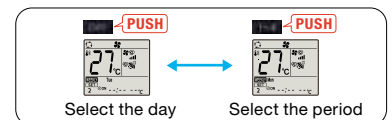
■ Easy Set-up Using Dedicated Buttons



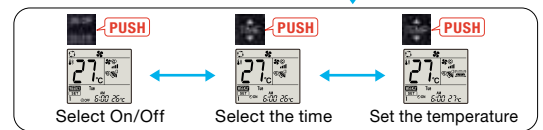
The remote controller is equipped with buttons that are used exclusively for setting the Weekly Timer. Setting operation patterns is easy and quick.



Ready to set



Select the day Select the period



Select On/Off Select the time Set the temperature

Complete

- Start by pushing the "SET" button and follow the instructions to set the desired patterns. Once all of the desired patterns are input, point the top end of the remote controller at the indoor unit and push the "SET" button one more time. (Push the "SET" button only after inputting all of the desired patterns into the remote controller memory. Pushing the "CANCEL" button will end the set-up process without sending the operation patterns to the indoor unit).
- It takes a few seconds to transmit the Weekly Timer operation patterns to the indoor unit. Please continue to point the remote controller at the indoor unit until all data has been sent.

Pictured: MSZ-E and G Series (GE60/71/80)

SYSTEM CONTROL



PAR-30MAA/PAR-21MAA Control

Units are compatible for use with the PAR-30MAA or PAR-21MAA remote controller, which have a variety of management functions including a weekly timer.



M-NET Connection

Units can be connected to MELANS system controllers (M-NET controllers) such as the AG-150A.



System Group Control

The same remote controller is capable of controlling the operational status of up to 16 refrigerant systems.

FUNCTIONS

INSTALLATION



Cleaning-free Pipe Reuse (2C52/3C54/4C71/4C80/5C100/6C120)

The application of pipe reuse technology makes it possible to reuse the same piping, thereby allowing cleaning-free renewal of air conditioning systems that use R22 refrigerant.

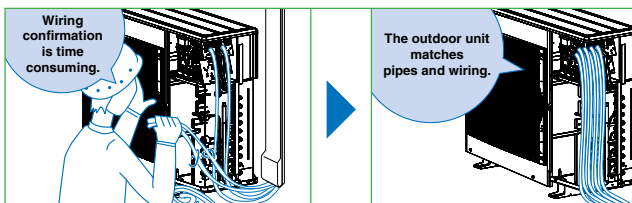
* The existing piping can not be reused if the outer diameter and the thickness of the existing piping do not meet specifications or some damage on piping is found.



Wiring/Piping Correction Function*

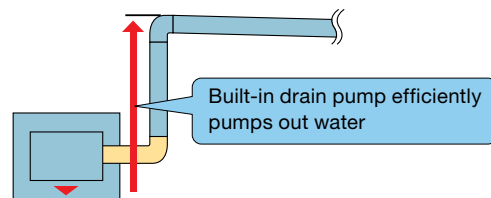
The push of a single button is all that is required to confirm that piping and wiring are properly connected. Corrections are made automatically if a wiring error is detected, eliminating the need for complicated wiring confirmation work when expanding the number of rooms served.

* This function cannot be used when the outdoor temperature is below 0°C. The correction process requires 10–20 minutes, and only works when the unit is set to the Cooling mode.



Drain Pump

A built-in drain pump enables drain piping to be raised.



Flare Connection

Flare connection to cooling pipe work is possible.

MAINTENANCE



Quick Clean Body

The cover panel can be quickly removed for washing and the airflow vents can be opened without any special tools, making it easy to clean the inside of the air conditioner in minutes. Periodic cleaning of the air conditioner is recommended to maintain optimum operating efficiency and energy savings.



Open the vents and reach into clean the fan



Exclusive Quick Clean Kit (Optional)

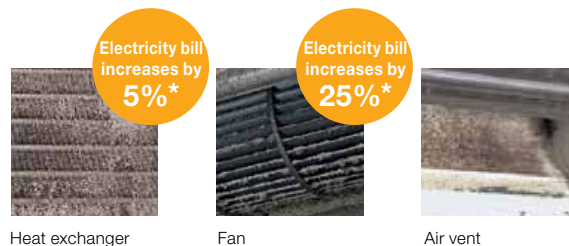
Our exclusive "Quick Clean Kit" can be easily connected to a household vacuum cleaner for quick and easy cleaning of the heat exchanger.*

* It is highly recommended that rubber gloves be worn when cleaning the heat exchanger; touching it with bare hands may lead to injury.

Mitsubishi Electric's "Quick Clean Body" prevents increases in electricity cost by as much as 30%*

Always clean the heat exchanger, fan, and air vent to ensure proper performance and economical operation.

* Electricity cost comparison of operation between two units at a fixed temperature; one with 8g of dirt on one fan and the other fan clean. Based on in-house data.



Self-diagnostic Function (Check Code Display)

Check codes are displayed on the remote controller or the operation indicator to inform the user of malfunctions detected.



Failure Recall Function

Operation failures are recorded, allowing confirmation when needed.

MSZ-E SERIES

Developed to complement modern interior room décor, EF series air conditioners are available in three colours specially chosen to blend in naturally wherever installed.



MSZ-EF22-50VAB



Stylish Line-up Matches Any Room Décor

The streamlined wall-mounted indoor units have elegant silver-bevelled edges, expressing sophistication and quality. Combining impressively low power consumption and quiet yet powerful performance, these units provide a best-match scenario for diverse interior designs while simultaneously ensuring maximum room and energy savings.



White

MSZ-EF22/25/35/42/50VAV



Silver

MSZ-EF22/25/35/42/50VAS



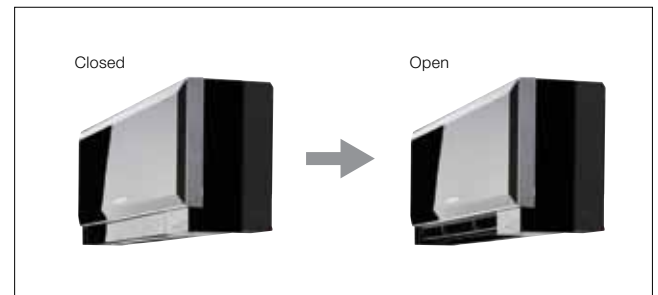
Black

MSZ-EF22/25/35/42/50VAB*

*Soft-dry cloth is enclosed with Black models.

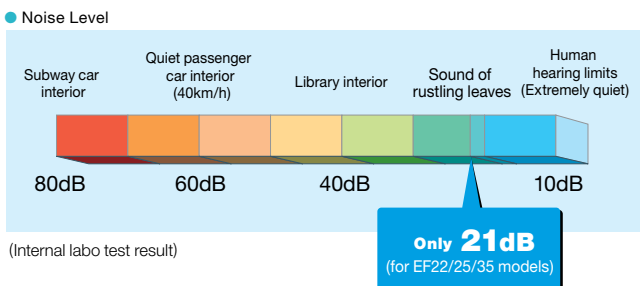
Superior Exterior and Operating Design Concept

The indoor unit of the EF series keeps its amazingly thin form even during operation. The only physical change notable is the movement of the variable vent. As a result, a slim attractive look is maintained.



Quiet Comfort All Day Long

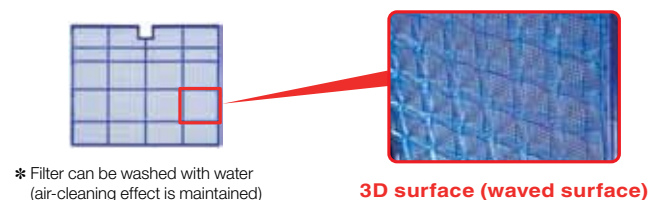
Mitsubishi Electric's advanced "Silent Mode" fan speed setting provides super-quiet operation as low as 21dB for EF22/25/35 models. This unique feature makes the EF series ideal for use in any situation.



Nano Platinum Filter

Nano Platinum

This filter incorporates nanometre-sized platinum-ceramic particles that generate stable antibacterial and deodorising effects. The size of the three-dimensional surface has been increased as well, enlarging the filter capture area. These features give the Nano Platinum Filter better dust collection performance than conventional filters. The superior air-cleaning effectiveness raises room comfort yet another level.




MSZ-F SERIES

The MSZ-F Series is designed for optimum cooling/heating performance as well as operational comfort. Quiet, energy-saving operation is supported by some of Mitsubishi Electric's latest technologies. Advanced functions such as i-see Sensor temperature control and the Plasma Duo air filtering and purification system raise room comfort levels to new heights.



MSZ-FB25/35/50VA




Quiet Operation


Minimum indoor unit operating noise has been reduced by equipping the unit with a larger blower fan that enables the motor speed to be reduced without reducing the air conditioning capacity.

		MSZ-FB <i>Quietest!</i>	MSZ-FA
25 VA	Cooling	1dB less 20dB	21dB
	Heating	1dB less 20dB	21dB
35 VA	Cooling	2dB less 20dB	22dB
	Heating	1dB less 21dB	22dB

Side view of MSZ-FB



Line flow fan comparison



Quick Clean Body

The front panel is detachable and the airflow vents can be opened without requiring any special tools, making air conditioner cleaning and maintenance easier than ever. Periodic cleaning of the air conditioner is recommended to ensure that operation efficiency and energy savings are maximised.

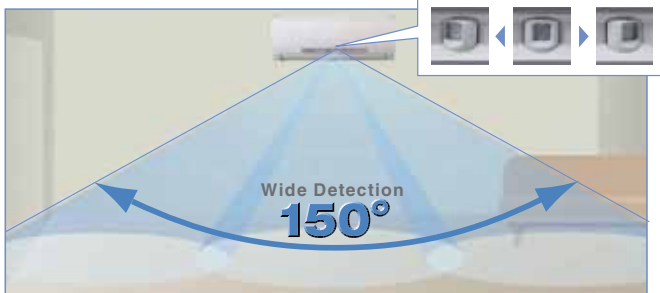


The inner fan is placed within ready reach, for handy cleaning.



i-see Sensor

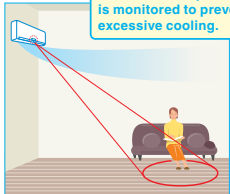
Sensor sweeps from side-to-side automatically monitoring the floor temperature over a wide area spanning 150°.



Conventional air conditioners monitor the air temperature at the top of a room to control room temperature and fail to take floor-level temperature, that which has the strongest impact on room comfort, into consideration. The "i-see Sensor" monitors floor-level temperature to ensure that optimum comfort is obtained throughout the room.

Cooling

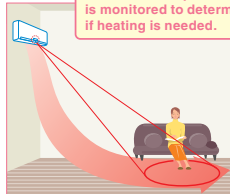
Floor-level temperature is monitored to prevent excessive cooling.



Cold air migrates to the floor, and this can result in excessive cooling. The "i-see Sensor" monitors the temperature at the floor level and adjusts the outlet-air temperature to prevent over-chilling.

Heating

Floor-level temperature is monitored to determine if heating is needed.



Warm air migrates to the ceiling, thereby failing to warm the floor-level zone. The "i-see Sensor" monitors the temperature at the floor level and adjusts the outlet-air temperature to prevent insufficient warming.

Proper maintenance keeps electricity cost low



The exclusive Quick Clean Kit is easily connected to household vacuum cleaners for quick and convenient cleaning of the heat exchanger and fan.*

* Wearing gloves is highly recommended when cleaning the heat exchanger; touching it with bare hands can cause injury.

MSZ-G SERIES

The standard model MSZ-G Series provide excellent energy savings and operation is impressively silent. A vast series line-up is ready to ensure comfortable room environments in response to your air conditioning needs.



MSZ-GE22/25/35/42/50VA



MSZ-GE60/71/80VA



Wide Line-up

8 different indoor units (Model 22-80) and 8 outdoor units are available to meet your diversified air conditioning needs.



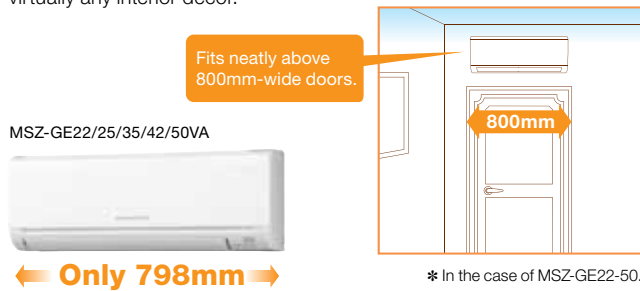
MSZ-GE22/25/35/42/50VA



MSZ-GE60/71/80VA

Stylish and Compact (22/25/35/42/50)

An elegant, high-quality look is achieved through the new stylish design adopted for indoor units. The simple ergonomic square shape and pure white colour express a sense of sophistication that matches well with virtually any interior décor.




* In the case of MSZ-GE22-50.

Nano Platinum Filter (60/71/80)



This filter incorporates nanometre-sized platinum-ceramic particles that generate stable antibacterial and deodorising effects. The size of the three-dimensional surface has been increased as well, enlarging the filter capture area. These features give the Nano Platinum Filter of the MSZ-GE60/71/80 models better dust collection performance than conventional filters. The superior air-cleaning effectiveness raises room comfort yet another level.



* Filter can be washed with water (air-cleaning effect is maintained)

3D surface (waved surface)

Quiet Operation

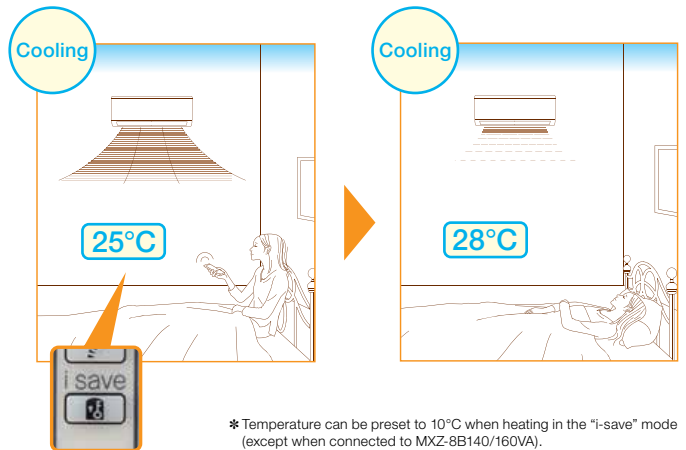


A "Silent Mode" setting has been added to the fan speed settings, ensuring super-quiet operation below 20dB for model sizes 35 and under. Perfect for the bedroom; it's so quiet you'll check to see if it's on.

"i save" Mode (22/25/35/42/50/60/71/80)



"i save" is a simplified setting function that recalls the preferred (preset) temperature by pressing a single button on the remote controller. Press the same button twice in repetition to immediately return to the previous temperature setting. Using this function contributes to comfortable, waste-free operation, realising the most suitable air conditioning settings and saving on power consumption when, for example, leaving the room or going to bed.

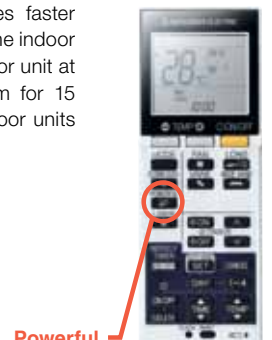


* Temperature can be preset to 10°C when heating in the "i-save" mode (except when connected to MXZ-8B140/160VA).

Powerful Mode (60/71/80)



This one-touch operation mode ensures faster cooling and heating. It automatically sets the indoor unit fan at maximum speed and the outdoor unit at maximum capacity, cools/heats the room for 15 minutes, and returns the indoor and outdoor units to their regular settings.



(60/71/80)

MFZ SERIES

A unique innovation in air conditioning that fits into any room in the home. A ergonomic design combined with powerful yet comfortable performance and silent operation.

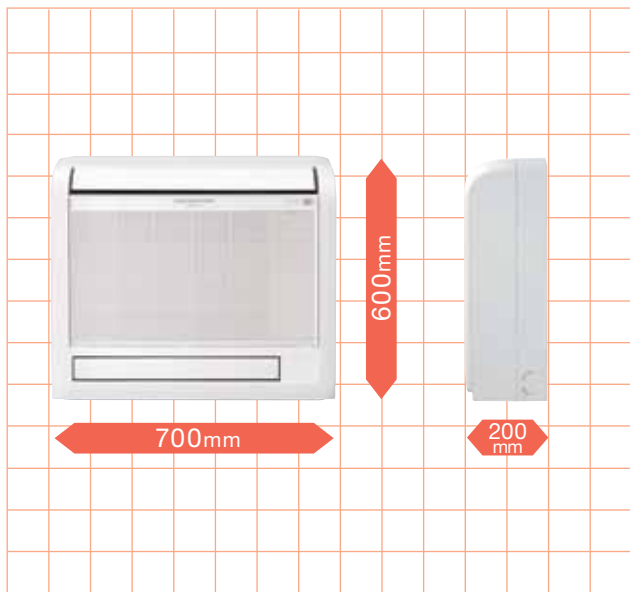


MFZ-KA25/35/50VA




Slim and Trim Body

The body of the MFZ is slim and trim, making it ideal for use in virtually any room. The front panel is removable and made of washable material, making maintenance and cleaning easier than ever. Periodic maintenance helps to keep the unit clean and beautiful, as well as ensure maximum energy savings.

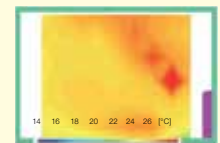


Optimum Air Distribution

A powerful blower provides optimum distribution of air from the upper and lower air outlets. The result is a comfortable environment with an even temperature throughout the room. There are five settings for the upper vane and four speed settings for the fan, all of which can be set using the remote controller.



The air from the upper and lower outlets is carefully controlled and distributed evenly to all corners of the room. In heating mode, more warm air is directed towards the floor level for greater overall comfort.



Advanced Inverter Control – Efficient Operation All the Time



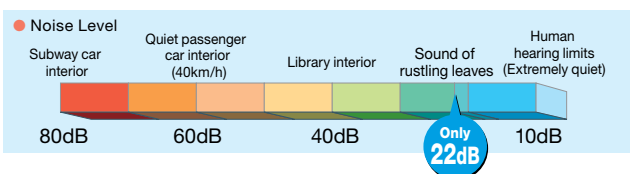
Mitsubishi Electric's cutting-edge inverter technologies are adopted to provide automatic adjustment of operation load according to need. This reduces excessive consumption of electricity, and thereby realises increased energy savings.

Quiet Operation

Mitsubishi Electric air conditioners are renowned as some of the quietest models available. The floor-standing units are no exception. Quiet 22dB operation* creates a silent, comfortable space where people don't even notice that the air conditioner is running.

*2.5kW class.

Only 22dB*



Trouble-free Installation and Maintenance

Using the original installation plate that comes as standard equipment, installation of the unit is easy. Levelling adjusters are provided, preventing damage to the wall. Generous pipe length (20–30 metres) is provided, so there is no need to worry about distance to the outdoor unit. All units are equipped with an automatic self-diagnostics function as well. Simply access the trouble log recall mode for instant troubleshooting.



SLZ SERIES

Compact, lightweight ceiling cassette units with 4-way air outlets provide maximum comfort by evenly distributing airflow throughout the entire room.




SLZ-KA25/35/50VAQ/VAL

-
-
-
-
-
-
-
-
-
-
-
-
-
-
-
-
-
-

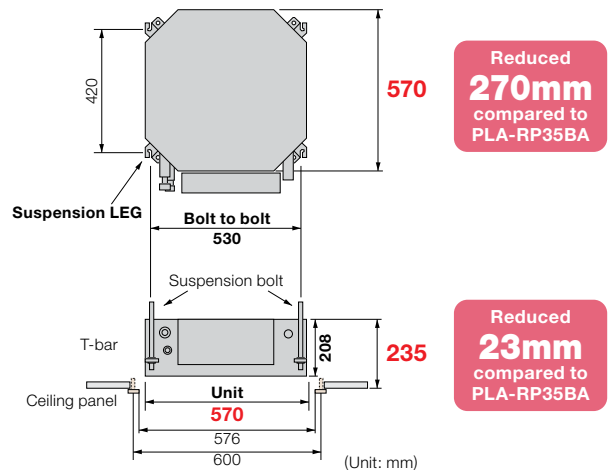
Compact Panel Size

The attractive SLZ Series ceiling cassettes offer a slim 570mm width and a 4-way air outlet. The size and shape are a perfect match for ceilings made using 2' x 2' construction, and the light 16.5kg package makes installation easy.

The compact body matches 2' x 2' (600mm x 600mm) ceiling construction specifications.



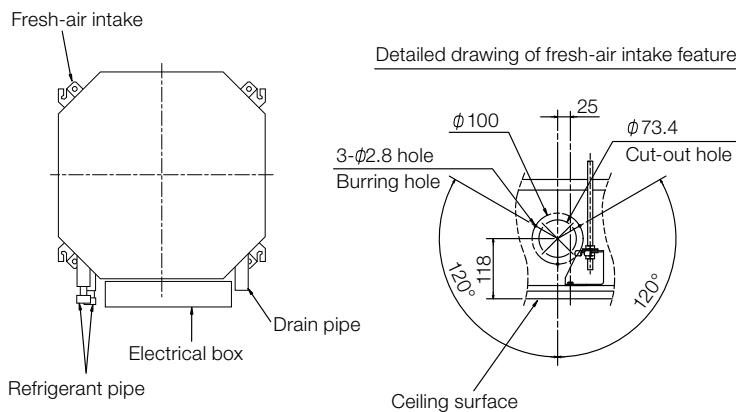
● SLZ-KA35VAQ



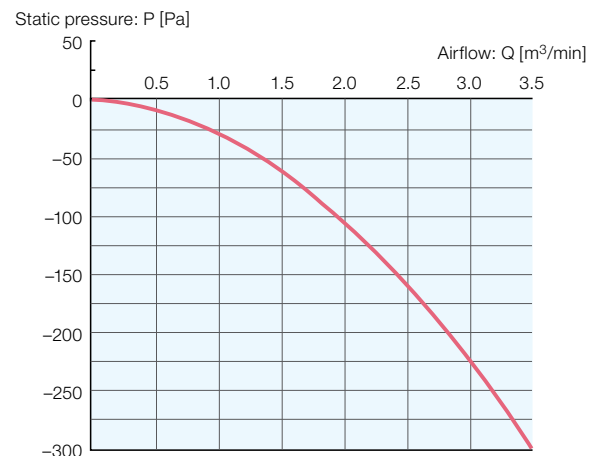
* Access door is required.

Fresh-air Intake

A duct hole is provided in the main body, making it possible to intake fresh air from outside.



● Intake-air Volume



Note: Intake-air volume should be 20% or less of overall air volume in order to prevent condensation.

PLA SERIES

The incorporation of wide air-outlet and the “i-see Sensor” enhances airflow distribution control, achieving an enhanced level of comfort throughout the room. The synergy of higher energy efficiency and more comfortable room environment results in the utmost user satisfaction.



PLA-RP60/71/100BA



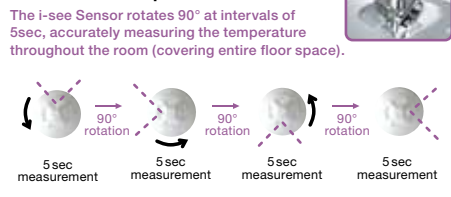
“i-see Sensor” Temperature-sensing Technology Improves Energy Efficiency and Enhances Room Comfort

The “i-see Sensor” is an innovative Mitsubishi Electric technology that uses a radiation-based sensor to monitor temperature throughout an entire room. When connected to the air conditioner control panel, “i-see Sensor” works to maximise room comfort.

■ Corner Panel (Optional)



■ i-see Sensor Operation



Automatic Grille Lowering Function (PLP-6BAJ)

An automatic grille lowering function is available for easy filter maintenance. Special wired and wireless remote controllers can be used to lower the grille for maintenance.

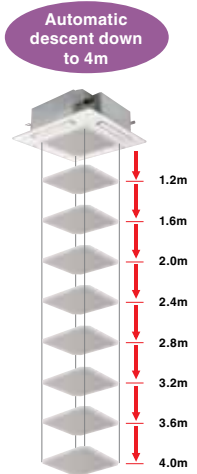
The grille can be lowered a maximum of 4m from the ceiling in 8 steps, thus enabling easy cleaning of the air filter. Cleaning of the filter is an important factor for saving energy.



Grille elevation remote controller (comes with the automatic elevation panel)



Wired remote controller

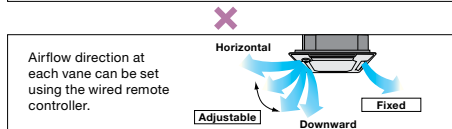


Optimum Airflow

Individual Vane Settings

Optimum airflow settings provide maximum comfort throughout the room.

In addition to the selection of variable airflow patterns (i.e., 2-, 3- or 4-way), this function allows the independent selection of vertical airflow levels for each vane, thereby maintaining a comfortable room environment with even temperature distribution.

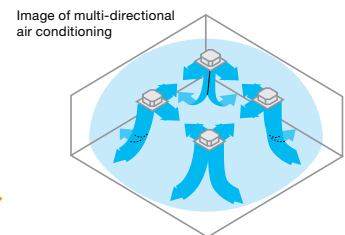



72 Airflow Patterns

Wide Airflow

Wide-angle outlets distribute airflow to all corners of the room.

The outlets are larger than those of previous models and the shape has been improved for better wide-angle ventilation.

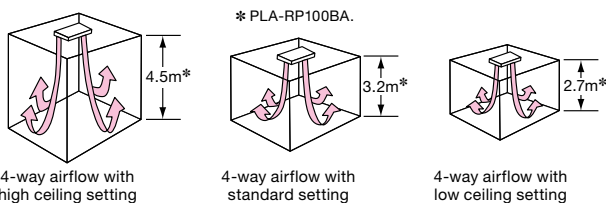


Individual Vane Setting + Wide Airflow

The combination of individual vane setting, which enables the optimal outlet setting for each room layout, and the wide airflow function works to ensure even temperature distribution throughout each room. The result is uniformly comfortable air conditioning.

Equipped with High and Low Ceiling Modes

Units are equipped with high and low ceiling operation modes that make it possible to switch the airflow volume to match room height. The ability to choose the optimum airflow volume makes it possible to optimise the breezy sensation felt throughout the room.



■ Airflow Range

Model	PLA-RP60/71BA			PLA-RP100BA		
	High ceiling setting	Standard setting	Low ceiling setting	High ceiling setting	Standard setting	Low ceiling setting
4-way	3.5m	2.4m	2.5m	4.5m	3.2m	2.7m
3-way	3.5m	3.0m	2.7m	4.5m	3.6m	3.0m
2-way	3.5m	3.3m	3.0m	4.5m	4.0m	3.3m

SEZ SERIES

This ceiling-concealed indoor unit series is compact, and fits easily into rooms with lowered ceilings. Highly reliable energy-saving performance makes it a best-match choice for concealed unit installations.

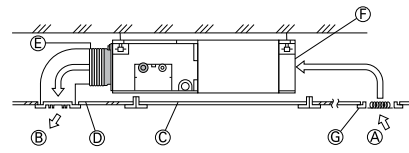


SEZ-KD25/35/50/60/71VAQ/VAL




Compact Ceiling-concealed Units

Only the intake-air grille and outlet vents are visible when using this ceiling-concealed indoor unit. The rest of the unit is conveniently hidden in the ceiling cavity, essentially leaving the ceiling and walls free of bulky looking devices and maintaining a high-class interior décor. The compact units require minimal space and can be installed in buildings with lowered ceilings, where exposed units were the rule in the past.



- Ⓐ Air inlet
- Ⓑ Air outlet
- Ⓒ Access door
- Ⓓ Ceiling surface
- Ⓔ Canvas duct
- Ⓕ Air filter
- Ⓖ Inlet grille

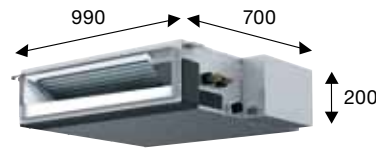
Dimension Comparison



SEZ-KA35VA



Width reduced by **110mm**



SEZ-KD35VAQ

Height reduced by **70mm**

Increased Selection of Fan Speeds and Static Pressure Levels

DC fan motor settings have been increased to accommodate more application needs. Three fan speed settings (Low, Medium and High) and four static pressure levels (5, 15, 35 and 50Pa) are now available.

	External static pressure
SEZ-KA35-71VA	30/50Pa
↓	
SEZ-KD25-71VA	5/15/35/50Pa

Four Levels Available for All Models

We've lowered the minimum static pressure level, resulting in less room noise when the optimum static pressure is selected.

External static pressure	SPL (low fan mode)	
	SEZ-KA	SEZ-KD
30Pa	30dB	15Pa
35 class	30dB	23dB
50 class	31dB	30dB
60 class	32dB	30dB
71 class	32dB	30dB

Maximum Noise Reduced by 7dB

Drain Pump (Optional)

The PAC-KE07DM-E drain pump is now available as an option. With the pump, a drain hose length of up to 550mm can be used, adding to increased installation possibilities.

PEAD SERIES

For elegance and style, the PEAD Series complements the room environment with an aesthetically pleasing ceiling installation and high-pressure static fan. Long pipe work installation is supported, increasing freedom in the placement of indoor units.



PEAD-RP71/100JAA



Compact Indoor Units

The height of the PEAD models has been unified to 250mm. Compared to the previous PEA-RP models, the height has been reduced by as much as 178mm, making installation possible in low ceilings with minimal clearance space.



PEA-RP



PEAD-RP71/100JAA

250mm



Lighter Weight

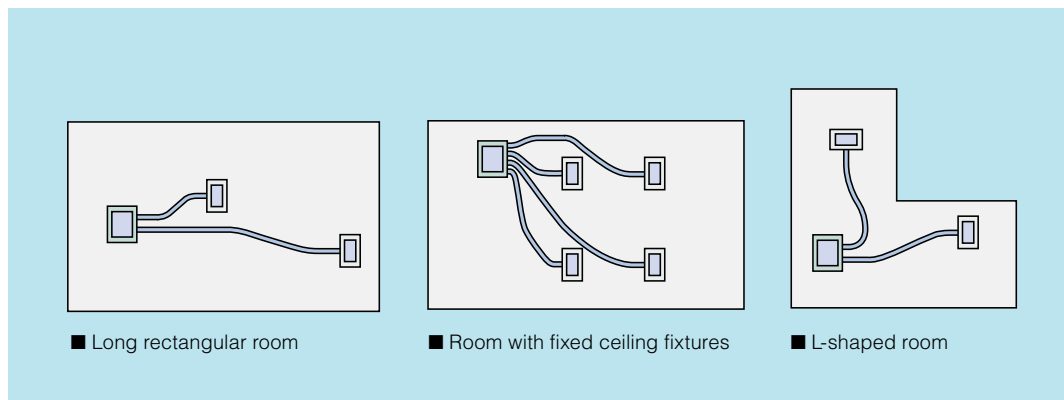
Compared to the previous PEA-RP models, unit weight has been reduced by an average of 27kg. This significant weight reduction has led to increased ease of installation.

Wide Selection of Fan Speeds and External Static Pressure

Five-stage external static pressure conversions and three fan speed selections are available. Capable of being set to a maximum of 125Pa, units are applicable to a wide range of building types.

Freedom in Installation

Versatile and easy installation is possible; for example, it is possible to adjust the distance between the air-intake and air-outlet vents to create the optimal airflow configuration.



Note: With PEAD models, the total capacity of indoor units need to be 100% of the outdoor unit capacity as maximum.

PCA-KA SERIES

A stylish new indoor unit design and airflow settings for both high- and low-ceiling interiors expand installation possibilities. Together with exceptional energy-saving performance, these units are the solution to diversified air conditioning needs.



PCA-RP50/60/71KAQ



Stylish Indoor Unit Design

A stylish square-like design is adopted for the indoor units of all models. As a result, the units blend in better with the ceiling.



PCA-GA

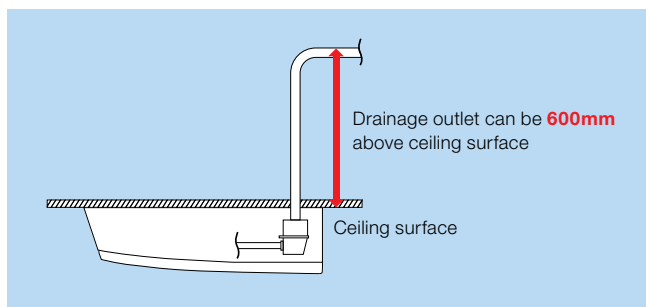


PCA-KAQ

Optional Drain Pump for Full-capacity Models

The pumping height of the optional drain pump has been increased from 400mm to 600mm, expanding flexibility in choosing unit location during installation work.

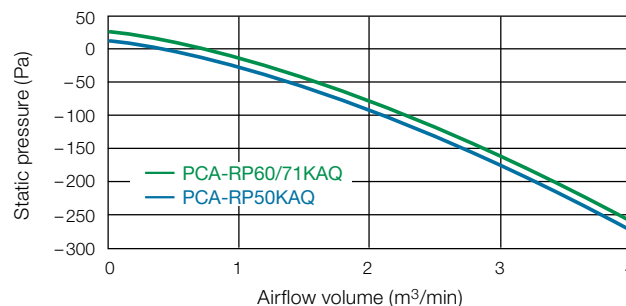
- Drain pump installation possible



Fresh Outside-air Intake


Units are equipped with a knock-out hole that enables the induction of fresh outside-air.

- Outside-air intake characteristics



Equipped with Automatic Air-speed Adjustment

In addition to the conventional 4-speed setting, units are now equipped with an automatic air-speed adjustment mode. This setting automatically adjusts the air-speed to conditions that match the room environment. At the start of cooling/heating operation, the airflow is set to high-speed to quickly cool/heat the room. When the room temperature reaches the desired setting, the airflow speed is decreased automatically for stable comfortable cooling/heating operation.



Equipped with High- /Low-ceiling Modes

Units are equipped with high and low ceiling operation modes that make it possible to switch the airflow volume to match room height. The ability to choose the optimum airflow volume makes it possible to optimize the breezy sensation felt throughout the room.

Class	High ceiling	Standard ceiling	Low ceiling
50	3.5m	2.7m	2.5m
60	3.5m	2.7m	2.5m
71	3.5m	2.7m	2.5m

INDOOR UNIT COMPATIBILITY TABLE

Select from a Wide Range of Stylish Indoor Units

For an attractive installation and optimum use of indoor space, choose the system that best matches your needs from 35 models in 5 types including wall-mounted, floor-standing, ceiling-concealed, 4-way ceiling-cassette and ceiling-suspended units.

Possible combinations of outdoor units and indoor units are shown below.

Indoor Unit		Outdoor Unit	MXZ-								
			2C52VA	3C54VA	4C71VA	4C80VA	5C100VA	6C120VA	8B140VA	8B160VA	
M SERIES	Wall-mounted	MSZ-FB25VA	●	●	●	●	●	●	●	●	●
		MSZ-FB35VA	●	●	●	●	●	●	●	●	●
		MSZ-FB50VA		●	●	●	●	●	●	●	●
		MSZ-EF22VA	●	●	●	●	●	●	●	●	●
		MSZ-EF25VA	●	●	●	●	●	●	●	●	●
		MSZ-EF35VA	●	●	●	●	●	●	●	●	●
		MSZ-EF42VA	●	●	●	●	●	●	●	●	●
		MSZ-EF50VA	●	●	●	●	●	●	●	●	●
		MSZ-GE22VA	●	●	●	●	●	●	●	●	●
		MSZ-GE25VA	●	●	●	●	●	●	●	●	●
		MSZ-GE35VA	●	●	●	●	●	●	●	●	●
		MSZ-GE42VA	●	●	●	●	●	●	●	●	●
		MSZ-GE50VA	●	●	●	●	●	●	●	●	●
		MSZ-GE60VA			●	●	●	●	●	●	●
	MSZ-GE71VA				●	●	●	●	●	●	
	MSZ-GE80VA						●	●	●	●	
Floor-standing	MFZ-KA25VA	●	●	●	●	●	●	●	●	●	
	MFZ-KA35VA	●	●	●	●	●	●	●	●	●	
	MFZ-KA50VA		●	●	●	●	●	●	●	●	
S SERIES	4-way Cassette	SLZ-KA25VAQ(L)	●	●	●	●	●	●	●	●	
		SLZ-KA35VAQ(L)	●	●	●	●	●	●	●	●	
		SLZ-KA50VAQ(L)		●	●	●	●	●	●	●	
	Ceiling-concealed	SEZ-KD25VAQ(L)	●	●	●	●	●	●	●	●	
		SEZ-KD35VAQ(L)	●	●	●	●	●	●	●	●	
		SEZ-KD50VAQ(L)		●	●	●	●	●	●	●	
		SEZ-KD60VAQ(L)			●	●	●	●	●	●	
SEZ-KD71VAQ(L)				●	●	●	●	●			
P SERIES	4-way Cassette	PLA-RP60BA			●	●	●	●	●	●	
		PLA-RP71BA				●	●	●	●	●	
		PLA-RP100BA						●	●	●	
	Ceiling-suspended	PCA-RP50KAQ		●	●	●	●	●			
		PCA-RP60KAQ			●	●	●	●			
		PCA-RP71KAQ				●	●	●			
	Ceiling-concealed	PEAD-RP71JAA				●	●		●	●	
		PEAD-RP100JAA							●	●	

FEATURES OF THE BRANCH BOX

For MXZ-8B140VA/MXZ-8B160VA



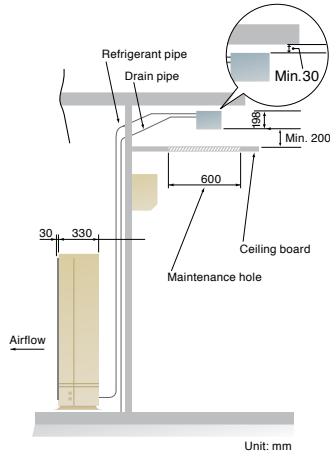
PAC-AK52BC



PAC-AK31BC

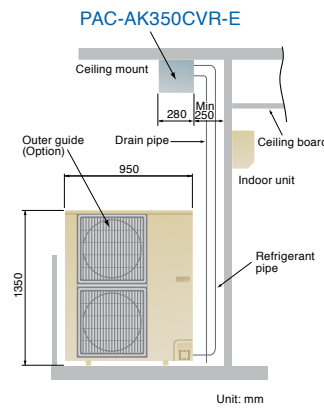
FLEXIBLE INSTALLATION

Indoor Installation



The branch box can be installed in the ceiling, with the only parts visible being two pipes (liquid and gas) on the wall, thus improving appearance. In addition, the piping length to the indoor units has been reduced. Maintenance is also easier through improved access to the circuit board and other inner parts by simply removing the side and bottom covers.


Outdoor Installation



The branch box can be installed outdoors by using the optional cover for outdoor installation. It can be suspended from the building eaves for easy maintenance access, eliminating the need for a special maintenance hole in the ceiling.

NOISE KEPT TO A MINIMUM (LEV Located in the Branch Box)

The branch box houses the linear expansion valve (LEV), a valve which coordinates the flow of refrigerant and tends to produce a certain amount of noise. Since the branch box can be positioned in the ceiling or outdoors, it keeps the noise inevitably generated by the LEV away from living spaces, allowing a comforting silence to prevail.



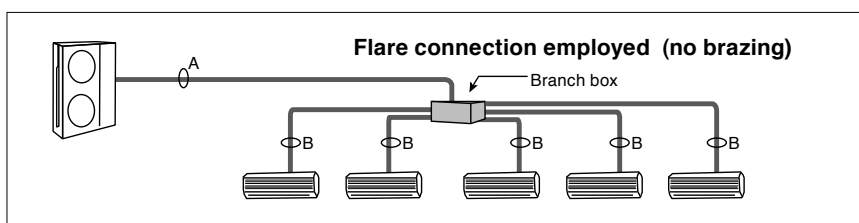
PAC-AK52BC

BRAZING-FREE, QUICK INSTALLATION

All the piping leading to and from the branch box is connected using flare joints, which are easy to use and enable pipes to be connected quickly. In addition to the time and cost benefits of eliminating expensive, time-consuming brazing, the flare connection does not require the use of flame, thus providing a higher level of safety.

SIZE OF PIPING CONNECTION

	A	B	
Liquid	ø9.52mm (ø3/8 in.)	PAC-AK52BC	PAC-AK31BC
		ø6.35 (ø1/4 in.) × 5	ø6.35 (ø1/4 in.) × 3
Gas	ø15.58mm (ø5/8 in.)	ø9.52 (ø3/8 in.) × 4 + ø12.7 (ø1/2 in.) × 1	ø9.52 (ø3/8 in.) × 3



The piping connection size differs according to the type and capacity of indoor units. Match the piping connection size for the indoor unit and branch box.

If the piping connection size of the branch box does not match that of the indoor unit, use optional joint pipes to the branch box. (Connect the joint pipes directly to the branch box.)

INDOOR UNIT SPECIFICATIONS

MSZ-EF (Wall-mounted: Stylish type)

Model Name			MSZ-EF22VA (W/B/S)	MSZ-EF25VA (W/B/S)	MSZ-EF35VA (W/B/S)	MSZ-EF42VA (W/B/S)	MSZ-EF50VA (W/B/S)	
Fan Speed			Quiet-Lo-Mid-Hi-SHi-Auto					
Cooling	Airflow [min-max]	ℓ/s	67 - 175	67 - 175	67 - 175	97 - 172	97 - 183	
	Sound Pressure Level [min-max]	dB	21 - 42	21 - 42	21 - 42	28 - 42	30 - 43	
Heating	Airflow [min-max]	ℓ/s	67 - 198	67 - 198	67 - 212	92 - 212	107 - 220	
	Sound Pressure Level [min-max]	dB	21 - 45	21 - 45	21 - 46	28 - 48	30 - 49	
Dimensions	Height	mm	299					
	Width	mm	895					
	Depth	mm	195					
Weight		kg	11.5					
Pipe Size [Liquid/Gas]		mm	ø6.35 / ø9.52				ø6.35 / ø12.7	

W: White, B: Black, S: Silver SHi → Super High

MSZ-FB (Wall-mounted: Deluxe type)

Model Name			MSZ-FB25VA	MSZ-FB35VA	MSZ-FB50VA
Fan Speed			Lo-Mid-Hi-SHi-Auto		
Cooling	Airflow [min-max]	ℓ/s	77 - 187	77 - 195	105 - 247
	Sound Pressure Level [min-max]	dB	20 - 42	20 - 43	29 - 52
Heating	Airflow [min-max]	ℓ/s	75 - 202	78 - 208	105 - 247
	Sound Pressure Level [min-max]	dB	20 - 43	21 - 44	27 - 50
Dimensions	Height	mm	295		
	Width	mm	798		
	Depth	mm	257		
Weight		kg	12		
Pipe Size [Liquid/Gas]		mm	ø6.35 / ø9.52		ø6.35 / ø12.7

SHi → Super High

MSZ-GE (Wall-mounted: Standard type)

Model Name			MSZ-GE22VA	MSZ-GE25VA	MSZ-GE35VA	MSZ-GE42VA	MSZ-GE50VA	MSZ-GE60VA	MSZ-GE71VA	MSZ-GE80VA	
Fan Speed			Quiet-Lo-Mid-Hi-SHi-Auto								
Cooling	Airflow [min-max]	ℓ/s	68 - 188	68 - 188	68 - 212	97 - 213	108 - 252	163 - 305	162 - 298	162 - 298	
	Sound Pressure Level [min-max]	dB	19 - 42	19 - 42	19 - 43	26 - 46	28 - 49	29 - 49	30 - 49	30 - 49	
Heating	Airflow [min-max]	ℓ/s	68 - 192	68 - 192	68 - 192	97 - 218	108 - 242	163 - 305	170 - 298	170 - 298	
	Sound Pressure Level [min-max]	dB	19 - 42	19 - 42	19 - 43	26 - 46	28 - 48	29 - 49	30 - 49	30 - 49	
Dimensions	Height	mm	295						325		
	Width	mm	798						1,100		
	Depth	mm	232						238		
Weight		kg	10						16		
Pipe Size [Liquid/Gas]		mm	ø6.35 / ø9.52								

SHi → Super High

MFZ-KA (Compact floor-standing)

Model Name			MFZ-KA25VA	MFZ-KA35VA	MFZ-KA50VA
Fan Speed			Lo-Mid-Hi-SHi-Auto		
Cooling	Airflow [min-max]	ℓ/s	80 - 148	83 - 152	118 - 187
	Sound Pressure Level [min-max]	dB	22 - 37	23 - 38	32 - 43
Heating	Airflow [min-max]	ℓ/s	83 - 157	87 - 158	123 - 205
	Sound Pressure Level [min-max]	dB	22 - 37	25 - 38	32 - 44
Dimensions	Height	mm	600		
	Width	mm	700		
	Depth	mm	200		
Weight		kg	14		
Pipe Size [Liquid/Gas]		mm	ø6.35 / ø9.52		ø6.35 / ø12.7

SHi → Super High

SLZ-KA (Compact cassette)

Model Name			SLZ-KA25VAQ (L)	SLZ-KA35VAQ (L)	SLZ-KA50VAQ (L)
Fan Speed			Lo-Mid-Hi		
Cooling	Airflow [min-max]	ℓ/s	133 - 167	133 - 183	133 - 183
	Sound Pressure Level [min-max]	dB	28 - 37	29 - 38	30 - 39
Heating	Airflow [min-max]	ℓ/s	133 - 167	133 - 183	133 - 183
	Sound Pressure Level [min-max]	dB	28 - 37	29 - 38	30 - 39
Dimensions (): Panel	Height	mm	235 (20)		
	Width	mm	570 (650)		
	Depth	mm	570 (650)		
Weight (): Panel		kg	16.5 (3)		
Pipe Size [Liquid/Gas]		mm	ø6.35 / ø9.52		ø6.35 / ø12.7

*SLZ-KA VAQ: No remote controller included. *SLZ-KA VAL: Equipped with a wireless remote controller.

PLA-RP (4-way cassette)					
Model Name			PLA-RP60BA	PLA-RP71BA	PLA-RP100BA
Fan Speed			Lo-Mi1-Mi2-Hi-Auto		
Cooling	Airflow [min-max]	ℓ/s	200 - 300	233 - 350	334 - 501
	Sound Pressure Level [min-max]	dB	28 - 32	28 - 34	32 - 40
Heating	Airflow [min-max]	ℓ/s	200 - 300	233 - 350	334 - 501
	Sound Pressure Level [min-max]	dB	28 - 32	28 - 34	32 - 40
Dimensions () : Panel	Height	mm	258 (35)		298 (35)
	Width	mm	840 (950)		
	Depth	mm	840 (950)		
Weight () : Panel		kg	23 (6)		25 (6)
Pipe Size [Liquid/Gas]		mm	ø6.35 / ø15.88		ø9.52 / ø15.88

SEZ-KD (Compact ceiling-concealed)							
Model Name			SEZ-KD25VAQ (L)	SEZ-KD35VAQ (L)	SEZ-KD50VAQ (L)	SEZ-KD60VAQ (L)	SEZ-KD71VAQ (L)
Fan Speed			Lo-Mid-Hi-Auto				
Cooling	Airflow [min-max]	ℓ/s	92 - 150	117 - 183	167 - 250	200 - 300	200 - 333
	Sound Pressure Level [min-max]	dB	23 - 30	23 - 33	30 - 37	30 - 38	30 - 40
Heating	Airflow [min-max]	ℓ/s	92 - 150	117 - 183	167 - 250	200 - 300	200 - 333
	Sound Pressure Level [min-max]	dB	23 - 30	23 - 33	30 - 37	30 - 38	30 - 40
Static Pressure		Pa	5/15/35/50				
Dimensions	Height	mm	200				
	Width	mm	790	990		1,190	
	Depth	mm	700				
Weight		kg	18	21	23	27	
Pipe Size [Liquid/Gas]		mm	ø6.35 / ø9.52		ø6.35 / ø12.7	ø6.35 / ø15.88	ø9.52 / ø15.88

*SEZ-KD VAQ: No remote controller included. *SEZ-KD VAL: Equipped with a wireless remote controller.

PEAD-RP (Ceiling-concealed)				
Model Name			PEAD-RP71JAA	PEAD-RP100JAA
Fan Speed			Lo-Mid-Hi	
Cooling	Airflow [min-max]	ℓ/s	292 - 350 - 417	400 - 483 - 567
	Sound Pressure Level [min-max]	dB	30 - 34 - 39	33 - 38 - 42
Heating	Airflow [min-max]	ℓ/s	292 - 350 - 417	400 - 483 - 567
	Sound Pressure Level [min-max]	dB	30 - 34 - 39	33 - 38 - 42
Static Pressure		Pa	30/50/70/100/125	
Dimensions	Height	mm	250	
	Width	mm	1,100	1,400
	Depth	mm	732	
Weight		kg	29	38
Return Air Spigot Size		mm	1,060 × 178	1,360 × 178
Supply Air Spigot Size		mm	1,058 × 210	1,358 × 210
Pipe Size [Liquid/Gas]		mm	ø9.52 / ø15.88	

*No remote controller included. Note: With PEAD models, the total capacity of indoor units need to be 100% of the outdoor unit capacity as maximum.

PCA-RP (Ceiling-suspended)					
Model Name			PCA-RP50KAQ	PCA-RP60KAQ	PCA-RP71KAQ
Fan Speed			Lo-Mi1-Mi2-Hi-Auto		
Cooling	Airflow [min-max]	ℓ/s	167 - 250	250 - 317	267 - 333
	Sound Pressure Level [min-max]	dB	32 - 40	33 - 40	35 - 41
Heating	Airflow [min-max]	ℓ/s	167 - 250	250 - 317	267 - 333
	Sound Pressure Level [min-max]	dB	32 - 40	33 - 40	35 - 41
Dimensions	Height	mm	230		
	Width	mm	960	1,280	
	Depth	mm	680		
Weight		kg	25	32	
Pipe Size [Liquid/Gas]		mm	ø6.35 / ø12.7	ø6.35 / ø15.88	ø9.52 / ø15.88

*No remote controller included.

OUTDOOR UNIT SPECIFICATIONS

Type			Up to 2 Indoor Units	Up to 3 Indoor Units	Up to 4 Indoor Units		Up to 5 Indoor Units	Up to 6 Indoor Units	
Model Name *1			MXZ-2C52VA	MXZ-3C54VA	MXZ-4C71VA	MXZ-4C80VA	MXZ-5C100VA	MXZ-6C120VA	
Power Supply [V, Phase, Hz, Source]			230, Single, 50, Outdoor power supply						
Cooling	Capacity	Rated	kW	5.2	5.4	7.1	8.0	10.0	12.0
		Min. - Max.	kW	1.1 - 6.0	2.9 - 6.8	3.7 - 8.8	3.7 - 9.2	3.9 - 11.0	3.5 - 13.5
	Power Input [Indoor+Outdoor]		kW	1.358	1.256	1.768	2.071	2.910	3.740
	EER *2 [Indoor+Outdoor]			3.83	4.30	4.02	3.86	3.44	3.21
	Running Current *2 [Indoor+Outdoor]		A	6.09	5.52	7.76	9.10	12.78	16.43
	Sound Pressure Level [Outdoor]	Silent - Rated	dB(A)	45 - 49	45 - 47	45 - 48	44 - 46	46 - 51	51 - 55
Air Volume [Outdoor]		ℓ/s	548	702	702	702	943	923	
Heating	Capacity	Rated	kW	6.4	7.0	8.6	9.4	12.0	14.0
		Min. - Max.	kW	1.0 - 7.0	2.6 - 9.0	3.4 - 10.7	3.4 - 11.6	4.1 - 14.0	3.5 - 16.5
	Power Input [Indoor+Outdoor]		kW	1.656	1.534	1.797	2.022	2.950	3.610
	COP *2 [Indoor+Outdoor]			3.86	4.56	4.79	4.65	4.07	3.88
	Running Current *2 [Indoor+Outdoor]		A	7.42	6.74	7.89	8.88	12.96	15.85
	Sound Pressure Level [Outdoor]	Silent - Rated	dB(A)	48 - 50	48 - 51	48 - 52	46 - 48	47 - 54	53 - 57
Air Volume [Outdoor]		ℓ/s	555	717	717	730	988	1,165	
Number of Connectable Indoor Units		Min. - Max.	1 - 2	1 - 3	1 - 4	1 - 4	1 - 5	2 - 6	
Breaker Size		A	15	25	25	25	25	32	
Outdoor	Dimensions	Height	mm	550	710	710	900	900	1,070
		Width	mm	800	840	840	900	900	900
		Depth	mm	285	330	330	320	320	320
	Weight	kg	38	57	58	67	68	88	
Ext. Piping	Diameter	Liquid (ø)	mm	6.35 × 2	6.35 × 3	6.35 × 4	6.35 × 4	6.35 × 5	6.35 × 6
		Gas (ø)	mm	9.52 × 2	9.52 × 3	9.52 × 3 + 12.7 × 1	9.52 × 3 + 12.7 × 1	9.52 × 4 + 12.7 × 1	9.52 × 5 + 12.7 × 1
	Max. Length	Total - Each	m	30 - 20	50 - 25	60 - 25	70 - 25	80 - 25	80 - 25
Max. Height *3		m	15 / 10	15 / 10	15 / 10	15 / 10	15 / 10	15 / 10	
Refrigerant Chargeless Piping Length		m	20	40	40	40	40	60	
Guaranteed Operating Range [Outdoor unit]		Cooling	°C	-10 - +46	-10 - +46	-10 - +46	-10 - +46	-10 - +46	-10 - +46
		Heating	°C	-15 - +24	-15 - +24	-15 - +24	-15 - +24	-15 - +24	-15 - +24

*1 Model name shows rated cooling capacity when max. number of indoor units are connected.
MXZ-5C100VA: Rated at 10kW when 5 indoor units are connected.

(Rating Conditions) Cooling: Indoor 27°C, D.B./19°C, W.B.
Outdoor 35°C, D.B./24°C, W.B.
Heating: Indoor 20°C, D.B.
Outdoor 7°C, D.B./6°C, W.B.

*2 Figures represented in power input, running current and EER/COP are when connected with indoor units below.
MXZ-2C52VA → MSZ-GE35VA × 2
MXZ-3C54VA → MSZ-GE25VA × 3
MXZ-4C71VA → MSZ-GE25VA × 4
MXZ-4C80VA → MSZ-GE35VA × 4
MXZ-5C100VA → MSZ-GE25VA × 5
MXZ-6C120VA → MSZ-GE25VA × 6

*3 If the outdoor unit is installed higher than the indoor unit, max height is reduced to 10m.

Type			Up to 8 Indoor Units		
Model Name			MXZ-8B140VA	MXZ-8B160VA	
Power Supply [V, Phase, Hz, Source]			230, Single, 50, Outdoor power supply		
Cooling	Capacity	Rated	kW	14.0	15.5
			kW	3.79	4.64
	Power Input [Outdoor]		kW	3.52	3.21
	EER *1 [Indoor+Outdoor]			16.6	20.4
	Running Current *1 [Outdoor]		A	17.1	21.1
	Sound Pressure Level [Outdoor]	Silent - Rated	dB(A)	47 - 50	48 - 51
Air Volume [Outdoor]		ℓ/s	1,670	1,770	
Heating	Capacity	Rated	kW	16.0	18.0
			kW	3.90	4.80
	Power Input [Outdoor]		kW	3.91	3.61
	COP *1 [Indoor+Outdoor]			17.1	21.1
	Running Current *1 [Outdoor]		A	52	54
	Sound Pressure Level [Outdoor]	Rated	dB(A)	52	54
Air Volume [Outdoor]		ℓ/s	1,670	1,770	
Number of Connectable Indoor Units		Min. - Max.	2 - 8	2 - 8	
Breaker Size		A	40	40	
Outdoor	Dimensions	Height	mm	1,350	1,350
		Width	mm	950	950
		Depth	mm	330	330
	Weight	kg	129	129	
Ext. Piping	Diameter	Liquid (ø)	mm	9.52 × 1	9.52 × 1
		Gas (ø)	mm	15.88 × 1	15.88 × 1
	Max. Length	Total - Each	m	115 - 70	115 - 70
Max. Height *2		m	30 / 20	30 / 20	
Refrigerant Chargeless Piping Length		m	40	40	
Guaranteed Operating Range [Outdoor unit]		Cooling	°C	-5 - +46	-5 - +46
		Heating	°C	-15 - +21	-15 - +21

*1 Figures represented in power input, running current and EER/COP are when connected with indoor units below.
MXZ-8B140VA → MSZ-GE22VA × 8
MXZ-8B160VA → MSZ-GE25VA × 8

*2 The maximum height is 20m when installing an outdoor unit positioned lower than indoor unit.

Type			Branch Box		
Model Name			PAC-AK52BC	PAC-AK31BC	
Number of Connectable Indoor Units			Max. 5	Max. 3	
Power Supply [V, Phase, Hz, Source]			230, Single, 50, Outdoor power supply		
Total Input			kW		
Operating Current			A		
Drain Hose Size			mm		
Dimensions [H × W × D]			mm		
Weight			kg		
Piping [Diameter]	Branch [Indoor side]	Liquid	mm	6.35 × 5	6.35 × 3
		Gas	mm	9.52 × 4, 12.7 × 1	9.52 × 3
	Main [Outdoor side]	Liquid	mm	9.52	
	Gas	mm	15.88		
Connection Method			Flared		
Wiring	To Indoor Unit	3-wire + Earth wire			
	To Outdoor Unit	3-wire + Earth wire			

Maximum Piping Length (Total Length)						
Model	30m	50m	60m	70m	80m	115m
MXZ-2C52VA	✓					
MXZ-3C54VA		✓				
MXZ-4C71VA			✓			
MXZ-4C80VA				✓		
MXZ-5C100VA					✓	
MXZ-6C120VA						✓
MXZ-8B140VA						✓
MXZ-8B160VA						✓

OPTIONAL PARTS LIST

Outdoor

Option	Distribution Pipe		Joint Pipe						Liquid Refrigerant Dryer	Branch Box Outer Cover	Air Discharge Guide				Drain Socket	Centralised Drain Pan
	Flare Connection	Brazed	Unit ø9.52 --> Pipe ø15.88	Unit ø6.35 --> Pipe ø9.52	Unit ø9.52 --> Pipe ø12.7	Unit ø12.7 --> Pipe ø9.52	Unit ø12.7 --> Pipe ø15.88	Y-shap Connection Pipe	For Pipe ø9.52		MAC-881 SG	MAC-856 SG	MAC-857 SG	PAC-SG59 SG-E		
	MSDD-50AR-E	MSDD-50BR-E	PAC-SG76 RJ-E	PAC-493 PI	MAC-A454 JP-E	MAC-A455 JP-E	MAC-A456 JP-E	PAC-AK52 YP-E	PAC-SG82 DR-E	PAC-AK350 CVR-E	MAC-881 SG	MAC-856 SG	MAC-857 SG	PAC-SG59 SG-E	PAC-SG61 DS-E	PAC-SG64 DP-E
MXZ Series																
MXZ-2C52VA											●					
MXZ-3C54VA					●							●				
MXZ-4C71VA			●		●	●	●					●				
MXZ-4C80VA			●	●	●	●	●					●				
MXZ-5C100VA			●	●	●	●	●					●				
MXZ-6C120VA			●	●	●	●	●						●			
MXZ-8B140VA	●	●	●	●	●	●	●	●	●	●				●	●	●
MXZ-8B160VA	●	●	●	●	●	●	●	●	●	●				●	●	●

Indoor

Model Name	Description	Compatible Models
MAC-415FT-E	Anti-allergy Enzyme Filter	MSZ-GE22/25/35/42/50VA, MFZ-KA25/35/50VA
MAC-408FT-E		MSZ-GE22/25/35/42/50VA
MAC-417FT		MSZ-FB25/35/50VA
MAC-2310FT-E	Electrostatic Anti-allergy Enzyme Filter	MSZ-GE60/71/80VA
MAC-307FT-E	Plasma Deodourising Filter	MSZ-FB25/35/50VA
MAC-093SS-E	Quick Clean Kit	MSZ-FB25/35/50VA, MSZ-GE22/25/35/42/50/60/71/80VA
PAC-SH88KF-E	High-efficiency Filter	PCA-RP50KAQ
PAC-SH89KF-E		PCA-RP60/71KAQ
PAR-SL94B-E	Wireless Remote Controller Kit	PCA-RP50/60/71KAQ
PAC-SH83DM-E	Drain Pump	PCA-RP50KAQ
PAC-SH85DM-E		PCA-RP60KAQ
PAC-SH84DM-E		PCA-RP71/100KAQ
PAC-KE07DM-E		SEZ-KD25/35/50/60/71VAQ(L)
PAC-SH59KF-E		High-efficiency Filter Element
PAC-SA1ME-E	i-see Sensor Corner Panel	PLA-RP60/71/100BA
PAC-SH48AS-E	Space Panel	
PAC-SH53TM-E	Multi-function Casement	
PAC-SH51SP-E	Air Outlet Shutter Plate	
PAC-SH65OF-E	Flange for Fresh-air Intake	
PAC-SH52HR-E	Wiring Replace Kit	
PAR-SA9FA-E	Built-in Wireless Remote Control Receiver Kit	
PAC-SC32PTA	Program Timer	
PAC-SE55RA-E	Remote On/Off Adaptor	
PAC-SF40RM-E	Remote Operation Adaptor	
PAC-SE41TS-E	Remote Sensor	All P and S Series indoor units
PAR-21MAA	Wired Remote Controller	All indoor units
PAR-30MAA		
MAC-333IF-E	System Control Interface	MSZ-FB/EF/GE, MFZ-KA, SEZ-KD, SLZ-KA

FEATURES

Category	Icon		M SERIES																							
			Combination	Indoor Unit	MSZ-FB25/35/50VA						MSZ-EF22/25/35/42/50VA (W) (B) (S)						MSZ-GE22/25/35/42/50/60/71/80VA						MFZ-KA25/35/50VA			
	Outdoor Unit	MXZ -2C			MXZ -3C	MXZ -4C	MXZ -5C	MXZ -6C	MXZ -8B	MXZ -2C	MXZ -3C	MXZ -4C	MXZ -5C	MXZ -6C	MXZ -8B	MXZ -2C	MXZ -3C	MXZ -4C	MXZ -5C	MXZ -6C	MXZ -8B	MXZ -2C	MXZ -3C	MXZ -4C	MXZ -5C	MXZ -6C
Technology	DC Inverter		●	●	●	●	●	●	●	●	●	●	●	●	●	●	●	●	●	●	●	●	●	●	●	●
	Joint Lap DC Motor		●	●	4C71				●	●	4C71				●	●	4C71				●	●	4C71			
	Magnetic Flux Vector Sine Wave Drive							●						●						●						●
	Reluctance DC Rotary Compressor				4C80	●	●				4C80	●	●				4C80	●	●				4C80	●	●	
	Highly Efficient DC Scroll Compressor							●						●						●						●
	Rare Earth Magnet Rotor (Compressor)		●	●	●	●	●	●	●	●	●	●	●	●	●	●	●	●	●	●	●	●	●	●	●	●
	DC Fan Motor		●	●	●	●	●	●	●	●	●	●	●	●	●	●	●	●	●	●	●	●	●	●	●	●
	Vector-Wave Eco Inverter							●						●						●						●
	PAM (Pulse Amplitude Modulation)		●	●	●	●	●	●	●	●	●	●	●	●	●	●	●	●	●	●	●	●	●	●	●	●
	Power Receiver and Twin LEV Control		●	●	●	●	●	●	●	●	●	●	●	●	●	●	●	●	●	●	●	●	●	●	●	●
Grooved Piping		●	●	●	●	●	●	●	●	●	●	●	●	●	●	●	●	●	●	●	●	●	●	●	●	
Energy Saving	Felt Temperature Control (i-see Sensor)		●	●	●	●	●	●																		
	AREA Temperature Monitor		●	●	●	●	●	●																		
	Econo Cool Energy-saving Feature		●	●	●	●	●	●	●	●	●	●	●	●	●	●	●	●	●	●	●	●	●	●	●	
	'I-Feel' Control																									
	Demand Function							Opt						Opt						Opt					Opt	
Attractive	Pure White		●	●	●	●	●	●	VAW	VAW	VAW	VAW	VAW	VAW	●	●	●	●	●	●	●	●	●	●	●	
	Auto Vane		●	●	●	●	●	●	●	●	●	●	●	●	●	●	●	●	●	●	●	●	●	●	●	
Air Quality	Plasma Duo		●	●	●	●	●	●																		
	Air-cleaning Filter																									
	Fresh-air Intake																									
	Anti-allergy Enzyme Filter														22-50	22-50	22-50	22-50	22-50	22-50	●	●	●	●	●	
	Electrostatic Anti-allergy Enzyme Filter								Opt	Opt	Opt	Opt	Opt	Opt			60/71	60/71	60/71/80	60/71/80						
	High-efficiency Filter																									
	Catechin Filter														22-50	22-50	22-50	22-50	22-50	22-50	●	●	●	●	●	
	Nano Platinum Filter								●	●	●	●	●	●			60/71	60/71	60/71/80	60/71/80						
	Oil Mist Filter																									
	Long-life Filter																									
Filter Check Signal																										
Air Distribution	Horizontal Vane		●	●	●	●	●	●	●	●	●	●	●	●	●	●	●	●	●	●	●	●	●	●	●	
	Vertical Vane		●	●	●	●	●	●									60/71	60/71	60/71/80	60/71/80						
	High Ceiling Mode																									
	Low Ceiling Mode																									
	Auto Fan Speed Mode		●	●	●	●	●	●	●	●	●	●	●	●	●	●	●	●	●	●	●	●	●	●	●	
	Wide and Long Airflow																60/71	60/71	60/71/80	60/71/80						
Convenience	On/Off Operation Timer		●	●	●	●	●	●	●	●	●	●	●	●	●	●	●	●	●	●	●	●	●	●	●	
	"i save" Mode								●	●	●	●	●	●	●	●	●	●	●	●	●	●	●	●	●	
	Auto Changeover		●*1	●*1	●*1	●*1	●*1	●*1	●*1	●*1	●*1	●*1	●*1	●*1	●*1	●*1	●*1	●*1	●*1	●*1	●*1	●*1	●*1	●*1	●*1	
	Auto Restart		●	●	●	●	●	●	●	●	●	●	●	●	●	●	●	●	●	●	●	●	●	●	●	
	Low-temperature Cooling		●	●	●	●	●	●	●	●	●	●	●	●	●	●	●	●	●	●	●	●	●	●	●	
	Low-noise Operation (Outdoor Unit)		●	●	●	●	●	●	●	●	●	●	●	●	●	●	●	●	●	●	●	●	●	●	●	
	Ampere Limit Adjustment				4C80	●	●	●			4C80	●	●	●			4C80	●	●	●			4C80	●	●	
	Operation Lock		●	●	●	●	●	●	●	●	●	●	●	●	●	●	●	●	●	●	●	●	●	●	●	
Built-in Weekly Timer Function								●	●	●	●	●	●			60/71	60/71	60/71/80	60/71/80							
System Control	PAR-30MAA Control *2		Opt	Opt	Opt	Opt	Opt	Opt	Opt	Opt	Opt	Opt	Opt	Opt	Opt	Opt	Opt	Opt	Opt	Opt	Opt	Opt	Opt	Opt		
	PAR-21MAA Control *2		Opt	Opt	Opt	Opt	Opt	Opt	Opt	Opt	Opt	Opt	Opt	Opt	Opt	Opt	Opt	Opt	Opt	Opt	Opt	Opt	Opt	Opt		
	System Group Control *2		Opt	Opt	Opt	Opt	Opt	Opt	Opt	Opt	Opt	Opt	Opt	Opt	Opt	Opt	Opt	Opt	Opt	Opt	Opt	Opt	Opt	Opt		
	M-NET Connection *2		Opt	Opt	Opt	Opt	Opt	Opt	Opt	Opt	Opt	Opt	Opt	Opt	Opt	Opt	Opt	Opt	Opt	Opt	Opt	Opt	Opt	Opt		
Installation	Cleaning-free Pipe Reuse		●	●	●	●	●	●	●	●	●	●	●	●	●	●	●	●	●	●	●	●	●	●		
	Wiring/Piping Correction Function				4C80	●	●				4C80	●	●				4C80	●	●				4C80	●	●	
	Drain Pump																									
	Flare Connection		●	●	●	●	●	●	●	●	●	●	●	●	●	●	●	●	●	●	●	●	●	●	●	
Maintenance	Quick Clean Body		●	●	●	●	●	●	●	●	●	●	●	●	●	●	●	●	●	●	●	●	●	●		
	Self-diagnosis Function (Check Code Display)		●	●	●	●	●	●	●	●	●	●	●	●	●	●	●	●	●	●	●	●	●	●		
	Failure Recall Function		●	●	●	●	●	●	●	●	●	●	●	●	●	●	●	●	●	●	●	●	●	●		

*1 When multiple indoor units connected to an MXZ outdoor unit are running at the same time, simultaneous cooling and heating is not possible.
 *2 Please refer to "System Control" on page 16 for details.

S SERIES												P SERIES												
SLZ-KA25/35/50VAQ/VAL						SEZ-KD25/35/50/60/71VAQ/VAL						PLA-RP60/71/100BA				PEAD-RP71/100JAA				PCA-RP50/60/71KAQ				
MXZ -2C	MXZ -3C	MXZ -4C	MXZ -5C	MXZ -6C	MXZ -8B	MXZ -2C	MXZ -3C	MXZ -4C	MXZ -5C	MXZ -6C	MXZ -8B	MXZ -4C	MXZ -5C	MXZ -6C	MXZ -8B	MXZ -4C	MXZ -5C	MXZ -6C	MXZ -8B	MXZ -3C	MXZ -4C	MXZ -5C	MXZ -6C	
●	●	●	●	●	●	●	●	●	●	●	●	●	●	●	●	●	●	●	●	●	●	●	●	●
●	●	4C71				●	●	4C71				4C71				4C71				●	4C71			
					●						●				●				●					
		4C80	●	●				4C80	●	●		4C80	●	●		4C80	●				4C80	●	●	
					●						●				●				●					
●	●	●	●	●	●	●	●	●	●	●	●	●	●	●	●	●	●		●	●	●	●	●	●
●	●	●	●	●	●	●	●	●	●	●	●	●	●	●	●	●	●		●	●	●	●	●	●
												Opt	Opt	Opt	Opt									
					Opt						Opt				Opt				Opt					
●	●	●	●	●	●							●	●	●	●					●	●	●	●	●
●	●	●	●	●	●							●	●	●	●					●	●	●	●	●
●	●	●	●	●	●							●	●	●	●					●	●	●	●	●
												Opt	Opt	Opt	Opt					Opt	Opt	Opt	Opt	Opt
●	●	●	●	●	●							●	●	●	●					●	●	●	●	●
VAQ	VAQ	VAQ	VAQ	VAQ	VAQ							●	●	●	●					●	●	●	●	●
●	●	●	●	●	●							●	●	●	●					●	●	●	●	●
												●	●	●	●					●	●	●	●	●
						●	●	●	●	●	●	●	●	●	●					●	●	●	●	●
●	●	●	●	●	●	●	●	●	●	●	●	●	●	●	●	●	●		●	●	●	●	●	●
●*1	●*1	●*1	●*1	●*1	●*1	●*1	●*1	●*1	●*1	●*1	●*1	●*1	●*1	●*1	●*1	●*1	●*1		●*1	●*1	●*1	●*1	●*1	●*1
●	●	●	●	●	●	●	●	●	●	●	●	●	●	●	●	●	●		●	●	●	●	●	●
●	●	●	●	●	●	●	●	●	●	●	●	●	●	●	●	●	●		●	●	●	●	●	●
●	●	●	●	●	●	●	●	●	●	●	●	●	●	●	●	●	●		●	●	●	●	●	●
		4C80	●	●	●			4C80	●	●	●	4C80	●	●	●	4C80	●		●		4C80	●	●	●
●	●	●	●	●	●	●	●	●	●	●	●	●	●	●	●	●	●		●	●	●	●	●	●
Opt for VAQ	Opt for VAQ	Opt for VAQ	Opt for VAQ	Opt for VAQ	Opt for VAQ	Opt for VAQ	Opt for VAQ	Opt for VAQ	Opt for VAQ	Opt for VAQ	Opt for VAQ	Opt	Opt	Opt	Opt	Opt	Opt		Opt	Opt	Opt	Opt	Opt	Opt
Opt for VAQ	Opt for VAQ	Opt for VAQ	Opt for VAQ	Opt for VAQ	Opt for VAQ	Opt for VAQ	Opt for VAQ	Opt for VAQ	Opt for VAQ	Opt for VAQ	Opt for VAQ	Opt	Opt	Opt	Opt	Opt	Opt		Opt	Opt	Opt	Opt	Opt	Opt
Opt	Opt	Opt	Opt	Opt	Opt	Opt	Opt	Opt	Opt	Opt	Opt	Opt	Opt	Opt	Opt	Opt	Opt		Opt	Opt	Opt	Opt	Opt	Opt
Opt	Opt	Opt	Opt	Opt	Opt	Opt	Opt	Opt	Opt	Opt	Opt	Opt	Opt	Opt	Opt	Opt	Opt		Opt	Opt	Opt	Opt	Opt	Opt
●	●	●	●	●	●	●	●	●	●	●	●	●	●	●	●	●	●		●	●	●	●	●	●
		4C80	●	●	●			4C80	●	●	●	4C80	●	●	●	4C80	●		●		4C80	●	●	●
●	●	●	●	●	●	Opt	Opt	Opt	Opt	Opt	Opt	●	●	●	●	●	●		Opt	Opt	Opt	Opt	Opt	Opt
●	●	●	●	●	●	●	●	●	●	●	●	●	●	●	●	●	●		●	●	●	●	●	●
●	●	●	●	●	●	●	●	●	●	●	●	●	●	●	●	●	●		●	●	●	●	●	●
●	●	●	●	●	●	●	●	●	●	●	●	●	●	●	●	●	●		●	●	●	●	●	●

Note • If a numerical figure is listed, the feature is only available with the outdoor unit of that capacity.
• Opt: Optional parts must be purchased.

Combination Table

MXZ-2C52VA

Note: Electrical data is for outdoor unit only.

Indoor Units Combination	Cooling Capacity (kW)			Outdoor Unit Power Consumption (kW)	Current (A)	Power Factor (%)
	Unit A	Unit B	Total			
22	2.20		2.20 (0.9 - 3.0)	0.430 (0.120 - 0.620)	1.97	95
25	2.50		2.50 (0.9 - 3.3)	0.490 (0.120 - 0.690)	2.24	95
35	3.50		3.50 (0.9 - 4.0)	0.730 (0.120 - 0.900)	3.34	95
42	4.20		4.20 (1.0 - 4.9)	1.100 (0.160 - 1.500)	5.03	95
50	4.50		4.50 (1.0 - 5.0)	1.220 (0.160 - 1.550)	5.58	95
22 + 22	2.20	2.20	4.40 (1.1 - 5.3)	0.950 (0.250 - 1.330)	4.26	97
22 + 25	2.20	2.50	4.70 (1.1 - 5.4)	1.070 (0.250 - 1.390)	4.80	97
22 + 35	1.93	3.07	5.00 (1.1 - 5.6)	1.190 (0.250 - 1.450)	5.33	97
22 + 42	1.75	3.35	5.10 (1.1 - 5.8)	1.250 (0.250 - 1.550)	5.60	97
22 + 50	1.59	3.61	5.20 (1.1 - 6.0)	1.300 (0.250 - 1.650)	5.83	97
25 + 25	2.50	2.50	5.00 (1.1 - 5.6)	1.190 (0.250 - 1.450)	5.33	97
25 + 35	2.13	2.98	5.10 (1.1 - 5.8)	1.250 (0.250 - 1.450)	5.60	97
25 + 42	1.90	3.20	5.10 (1.1 - 5.8)	1.250 (0.250 - 1.550)	5.60	97
25 + 50	1.73	3.47	5.20 (1.1 - 6.0)	1.300 (0.250 - 1.650)	5.83	97
35 + 35	2.60	2.60	5.20 (1.1 - 6.0)	1.300 (0.250 - 1.650)	5.83	97

Note: Electrical data is for outdoor unit only.

Indoor Units Combination	Heating Capacity (kW)			Outdoor Unit Power Consumption (kW)	Current (A)	Power Factor (%)
	Unit A	Unit B	Total			
22	3.30		3.30 (0.9 - 4.0)	0.670 (0.110 - 0.910)	3.07	95
25	3.60		3.60 (0.9 - 4.5)	0.730 (0.110 - 1.050)	3.34	95
35	4.00		4.00 (0.9 - 4.8)	0.870 (0.110 - 1.150)	3.98	95
42	4.80		4.80 (0.9 - 5.3)	1.580 (0.100 - 2.000)	7.23	95
50	5.00		5.00 (0.9 - 5.5)	1.780 (0.100 - 2.080)	8.15	95
22 + 22	3.05	3.05	6.10 (1.0 - 6.7)	1.420 (0.200 - 1.710)	6.36	97
22 + 25	2.90	3.30	6.20 (1.0 - 6.8)	1.460 (0.200 - 1.740)	6.54	97
22 + 35	2.43	3.87	6.30 (1.0 - 7.0)	1.540 (0.200 - 1.760)	6.90	97
22 + 42	2.17	4.13	6.30 (1.0 - 7.0)	1.540 (0.200 - 1.760)	6.90	97
22 + 50	1.96	4.44	6.40 (1.0 - 7.0)	1.610 (0.200 - 1.760)	7.22	97
25 + 25	3.15	3.15	6.30 (1.0 - 7.0)	1.540 (0.200 - 1.760)	6.90	97
25 + 35	2.63	3.68	6.30 (1.0 - 7.0)	1.540 (0.200 - 1.760)	6.90	97
25 + 42	2.35	3.95	6.30 (1.0 - 7.0)	1.540 (0.200 - 1.760)	6.90	97
25 + 50	2.13	4.27	6.40 (1.0 - 7.0)	1.610 (0.200 - 1.760)	7.22	97
35 + 35	3.20	3.20	6.40 (1.0 - 7.0)	1.610 (0.200 - 1.760)	7.22	97

Combination Table

MXZ-3C54VA

Note: Electrical data is for outdoor unit only.

Indoor Units Combination	Cooling Capacity (kW)				Outdoor Unit Power Consumption (kW)	Current (A)	Power Factor (%)
	Unit A	Unit B	Unit C	Total			
22	2.20			2.20 (1.4 - 3.0)	0.510 (0.420 - 0.740)	2.24	99
25	2.50			2.50 (1.4 - 3.3)	0.580 (0.420 - 0.830)	2.55	99
35	3.50			3.50 (1.5 - 4.3)	0.820 (0.430 - 1.180)	3.60	99
42	4.20			4.20 (1.6 - 5.0)	1.080 (0.450 - 1.420)	4.74	99
50	5.00			5.00 (1.6 - 5.6)	1.430 (0.480 - 1.660)	6.28	99
22 + 22	2.20	2.20		4.40 (2.0 - 5.4)	0.900 (0.540 - 1.450)	3.95	99
22 + 25	2.20	2.50		4.70 (2.0 - 5.7)	1.000 (0.540 - 1.600)	4.39	99
22 + 35	2.08	3.32		5.40 (2.0 - 6.8)	1.190 (0.540 - 2.320)	5.23	99
22 + 42	1.86	3.54		5.40 (2.0 - 6.8)	1.190 (0.540 - 2.320)	5.23	99
22 + 50	1.65	3.75		5.40 (2.0 - 6.8)	1.170 (0.540 - 2.310)	5.14	99
25 + 25	2.50	2.50		5.00 (2.0 - 6.0)	1.090 (0.540 - 1.750)	4.79	99
25 + 35	2.25	3.15		5.40 (2.0 - 6.8)	1.190 (0.540 - 2.320)	5.23	99
25 + 42	2.01	3.39		5.40 (2.0 - 6.8)	1.190 (0.540 - 2.320)	5.23	99
25 + 50	1.80	3.60		5.40 (2.0 - 6.8)	1.170 (0.540 - 2.310)	5.14	99
35 + 35	2.70	2.70		5.40 (2.0 - 6.8)	1.190 (0.540 - 2.320)	5.23	99
35 + 42	2.45	2.95		5.40 (2.0 - 6.8)	1.190 (0.540 - 2.320)	5.23	99
35 + 50	2.22	3.18		5.40 (2.0 - 6.8)	1.170 (0.550 - 2.310)	5.14	99
42 + 42	2.70	2.70		5.40 (2.0 - 6.8)	1.190 (0.550 - 2.320)	5.23	99
42 + 50	2.47	2.93		5.40 (2.0 - 6.8)	1.170 (0.550 - 2.310)	5.14	99
50 + 50	2.70	2.70		5.40 (2.1 - 6.8)	1.150 (0.560 - 2.340)	5.05	99
22 + 22 + 22	1.80	1.80	1.80	5.40 (2.9 - 6.8)	1.190 (0.670 - 1.770)	5.23	99
22 + 22 + 25	1.72	1.72	1.96	5.40 (2.9 - 6.8)	1.190 (0.670 - 1.770)	5.23	99
22 + 22 + 35	1.50	1.50	2.39	5.40 (2.9 - 6.8)	1.190 (0.670 - 1.770)	5.23	99
22 + 22 + 42	1.38	1.38	2.64	5.40 (2.9 - 6.8)	1.170 (0.670 - 1.760)	5.14	99
22 + 22 + 50	1.26	1.26	2.87	5.40 (2.9 - 6.8)	1.160 (0.670 - 1.750)	5.09	99
22 + 25 + 25	1.65	1.88	1.88	5.40 (2.9 - 6.8)	1.190 (0.670 - 1.770)	5.23	99
22 + 25 + 35	1.45	1.65	2.30	5.40 (2.9 - 6.8)	1.190 (0.670 - 1.770)	5.23	99
22 + 25 + 42	1.33	1.52	2.55	5.40 (2.9 - 6.8)	1.170 (0.670 - 1.760)	5.14	99
22 + 25 + 50	1.22	1.39	2.78	5.40 (2.9 - 6.8)	1.160 (0.670 - 1.750)	5.09	99
22 + 35 + 35	1.29	2.05	2.05	5.40 (2.9 - 6.8)	1.190 (0.670 - 1.770)	5.23	99
22 + 35 + 42	1.20	1.91	2.29	5.40 (2.9 - 6.8)	1.170 (0.670 - 1.760)	5.14	99
25 + 25 + 25	1.80	1.80	1.80	5.40 (2.9 - 6.8)	1.190 (0.670 - 1.770)	5.23	99
25 + 25 + 35	1.59	1.59	2.22	5.40 (2.9 - 6.8)	1.190 (0.670 - 1.770)	5.23	99
25 + 25 + 42	1.47	1.47	2.47	5.40 (2.9 - 6.8)	1.170 (0.670 - 1.760)	5.14	99
25 + 25 + 50	1.35	1.35	2.70	5.40 (2.9 - 6.8)	1.160 (0.670 - 1.750)	5.09	99
25 + 35 + 35	1.42	1.99	1.99	5.40 (2.9 - 6.8)	1.190 (0.670 - 1.770)	5.23	99

Note: Electrical data is for outdoor unit only.

Indoor Units Combination	Heating Capacity (kW)				Outdoor Unit Power Consumption (kW)	Current (A)	Power Factor (%)
	Unit A	Unit B	Unit C	Total			
22	3.30			3.30 (1.2 - 4.2)	0.780 (0.380 - 1.090)	3.43	99
25	3.60			3.60 (1.2 - 4.5)	0.880 (0.380 - 1.190)	3.86	99
35	4.00			4.00 (1.2 - 4.8)	1.020 (0.380 - 1.300)	4.48	99
42	5.40			5.40 (1.3 - 6.5)	1.400 (0.370 - 1.800)	6.15	99
50	6.80			6.80 (1.4 - 8.2)	1.770 (0.370 - 2.300)	7.77	99
22 + 22	3.30	3.30		6.60 (1.8 - 7.2)	1.500 (0.410 - 1.710)	6.59	99
22 + 25	3.14	3.56		6.70 (1.8 - 8.1)	1.540 (0.410 - 1.980)	6.76	99
22 + 35	2.62	4.18		6.80 (1.8 - 9.0)	1.580 (0.410 - 2.250)	6.94	99
22 + 42	2.34	4.46		6.80 (1.8 - 9.0)	1.560 (0.410 - 2.250)	6.85	99
22 + 50	2.08	4.72		6.80 (1.8 - 9.0)	1.530 (0.380 - 2.240)	6.72	99
25 + 25	3.40	3.40		6.80 (1.8 - 9.0)	1.580 (0.410 - 2.250)	6.94	99
25 + 35	2.83	3.97		6.80 (1.8 - 9.0)	1.580 (0.410 - 2.250)	6.94	99
25 + 42	2.54	4.26		6.80 (1.8 - 9.0)	1.560 (0.410 - 2.250)	6.85	99
25 + 50	2.27	4.53		6.80 (1.8 - 9.0)	1.500 (0.380 - 2.230)	6.59	99
35 + 35	3.40	3.40		6.80 (1.8 - 9.0)	1.580 (0.410 - 2.250)	6.94	99
35 + 42	3.09	3.71		6.80 (1.8 - 9.0)	1.490 (0.410 - 2.220)	6.54	99
35 + 50	2.80	4.00		6.80 (1.8 - 9.0)	1.410 (0.380 - 2.180)	6.19	99
42 + 42	3.40	3.40		6.80 (1.8 - 9.0)	1.440 (0.410 - 2.190)	6.32	99
42 + 50	3.10	3.70		6.80 (1.8 - 9.0)	1.370 (0.380 - 2.120)	6.02	99
50 + 50	3.40	3.40		6.80 (1.9 - 9.0)	1.390 (0.360 - 2.040)	6.10	99
22 + 22 + 22	2.27	2.27	2.27	6.80 (2.6 - 9.0)	1.450 (0.500 - 2.020)	6.37	99
22 + 22 + 25	2.20	2.20	2.50	6.90 (2.6 - 9.0)	1.460 (0.500 - 2.020)	6.41	99
22 + 22 + 35	1.95	1.95	3.10	7.00 (2.6 - 9.0)	1.465 (0.500 - 2.020)	6.43	99
22 + 22 + 42	1.79	1.79	3.42	7.00 (2.6 - 9.0)	1.445 (0.500 - 1.980)	6.35	99
22 + 22 + 50	1.64	1.64	3.72	7.00 (2.6 - 9.0)	1.435 (0.500 - 1.950)	6.30	99
22 + 25 + 25	2.11	2.40	2.40	6.90 (2.6 - 9.0)	1.460 (0.500 - 2.020)	6.41	99
22 + 25 + 35	1.88	2.13	2.99	7.00 (2.6 - 9.0)	1.465 (0.500 - 2.020)	6.43	99
22 + 25 + 42	1.73	1.97	3.30	7.00 (2.6 - 9.0)	1.445 (0.500 - 1.980)	6.35	99
22 + 25 + 50	1.59	1.80	3.61	7.00 (2.6 - 9.0)	1.435 (0.500 - 1.950)	6.30	99
22 + 35 + 35	1.67	2.66	2.66	7.00 (2.6 - 9.0)	1.465 (0.500 - 2.020)	6.43	99
22 + 35 + 42	1.56	2.47	2.97	7.00 (2.6 - 9.0)	1.445 (0.500 - 1.980)	6.35	99
25 + 25 + 25	2.33	2.33	2.33	7.00 (2.6 - 9.0)	1.465 (0.500 - 2.020)	6.43	99
25 + 25 + 35	2.06	2.06	2.88	7.00 (2.6 - 9.0)	1.465 (0.500 - 2.020)	6.43	99
25 + 25 + 42	1.90	1.90	3.20	7.00 (2.6 - 9.0)	1.445 (0.500 - 1.980)	6.35	99
25 + 25 + 50	1.75	1.75	3.50	7.00 (2.6 - 9.0)	1.435 (0.500 - 1.950)	6.30	99
25 + 35 + 35	1.84	2.58	2.58	7.00 (2.6 - 9.0)	1.465 (0.500 - 2.020)	6.43	99

Combination Table

MXZ-4C71VA

Note: Electrical data is for outdoor unit only.

Indoor Units Combination	Cooling Capacity (kW)					Outdoor Unit Power Consumption (kW)	Current (A)	Power Factor (%)
	Unit A	Unit B	Unit C	Unit D	Total			
22	2.20				2.20 (1.4 - 3.0)	0.510 (0.420 - 0.740)	2.24	99
25	2.50				2.50 (1.4 - 3.3)	0.580 (0.420 - 0.830)	2.55	99
35	3.50				3.50 (1.5 - 4.3)	0.800 (0.430 - 1.180)	3.51	99
42	4.20				4.20 (1.6 - 5.0)	1.060 (0.450 - 1.420)	4.66	99
50	5.00				5.00 (1.6 - 5.6)	1.400 (0.480 - 1.660)	6.15	99
60	6.00				6.00 (1.6 - 6.6)	1.700 (0.480 - 2.250)	7.47	99
22 + 22	2.20	2.20			4.40 (2.0 - 5.4)	0.900 (0.540 - 1.450)	3.95	99
22 + 25	2.20	2.50			4.70 (2.0 - 5.7)	0.990 (0.540 - 1.600)	4.35	99
22 + 35	2.20	3.50			5.70 (2.0 - 6.4)	1.340 (0.540 - 1.960)	5.88	99
22 + 42	2.20	4.20			6.40 (2.0 - 6.8)	1.600 (0.540 - 2.160)	7.03	99
22 + 50	2.08	4.72			6.80 (2.0 - 7.1)	1.820 (0.550 - 2.330)	7.99	99
22 + 60	1.82	4.98			6.80 (2.0 - 7.1)	1.820 (0.560 - 2.320)	7.99	99
25 + 25	2.50	2.50			5.00 (2.0 - 6.0)	1.080 (0.540 - 1.750)	4.74	99
25 + 35	2.50	3.50			6.00 (2.0 - 6.6)	1.450 (0.540 - 2.050)	6.37	99
25 + 42	2.50	4.20			6.70 (2.0 - 6.9)	1.710 (0.540 - 2.250)	7.51	99
25 + 50	2.27	4.53			6.80 (2.0 - 7.1)	1.820 (0.550 - 2.330)	7.99	99
25 + 60	2.00	4.80			6.80 (2.0 - 7.1)	1.810 (0.560 - 2.320)	7.95	99
35 + 35	3.40	3.40			6.80 (2.0 - 7.1)	1.820 (0.540 - 2.340)	7.99	99
35 + 42	3.09	3.71			6.80 (2.0 - 7.1)	1.820 (0.540 - 2.340)	7.99	99
35 + 50	2.80	4.00			6.80 (2.0 - 7.1)	1.810 (0.550 - 2.330)	7.95	99
35 + 60	2.51	4.29			6.80 (2.0 - 7.1)	1.750 (0.560 - 2.330)	7.69	99
42 + 42	3.40	3.40			6.80 (2.0 - 7.1)	1.820 (0.540 - 2.340)	7.99	99
42 + 50	3.10	3.70			6.80 (2.0 - 7.1)	1.770 (0.550 - 2.340)	7.77	99
42 + 60	2.80	4.00			6.80 (2.1 - 7.1)	1.710 (0.560 - 2.350)	7.51	99
50 + 50	3.40	3.40			6.80 (2.1 - 7.1)	1.720 (0.560 - 2.360)	7.55	99
50 + 60	3.09	3.71			6.80 (2.1 - 7.1)	1.650 (0.570 - 2.360)	7.25	99
60 + 60	3.40	3.40			6.80 (2.1 - 7.1)	1.580 (0.580 - 2.410)	6.94	99
22 + 22 + 22	2.20	2.20	2.20		6.60 (2.9 - 8.1)	1.540 (0.670 - 2.390)	6.76	99
22 + 22 + 25	2.20	2.20	2.50		6.90 (2.9 - 8.2)	1.750 (0.670 - 2.420)	7.69	99
22 + 22 + 35	1.98	1.98	3.15		7.10 (2.9 - 8.5)	1.860 (0.670 - 2.500)	8.17	99
22 + 22 + 42	1.82	1.82	3.47		7.10 (2.9 - 8.5)	1.800 (0.670 - 2.480)	7.91	99
22 + 22 + 50	1.66	1.66	3.78		7.10 (2.9 - 8.5)	1.730 (0.670 - 2.460)	7.60	99
22 + 22 + 60	1.50	1.50	4.10		7.10 (2.9 - 8.5)	1.640 (0.670 - 2.440)	7.20	99
22 + 25 + 25	2.17	2.47	2.47		7.10 (2.9 - 8.4)	1.890 (0.670 - 2.470)	8.30	99
22 + 25 + 35	1.90	2.16	3.03		7.10 (2.9 - 8.5)	1.840 (0.670 - 2.490)	8.08	99
22 + 25 + 42	1.76	1.99	3.35		7.10 (2.9 - 8.5)	1.780 (0.670 - 2.480)	7.82	99
22 + 25 + 50	1.61	1.83	3.66		7.10 (2.9 - 8.5)	1.710 (0.670 - 2.460)	7.51	99
22 + 25 + 60	1.46	1.66	3.98		7.10 (2.9 - 8.5)	1.630 (0.670 - 2.440)	7.16	99
22 + 35 + 35	1.70	2.70	2.70		7.10 (2.9 - 8.5)	1.780 (0.670 - 2.480)	7.82	99
22 + 35 + 42	1.58	2.51	3.01		7.10 (2.9 - 8.5)	1.710 (0.670 - 2.470)	7.51	99
22 + 35 + 50	1.46	2.32	3.32		7.10 (2.9 - 8.5)	1.660 (0.670 - 2.450)	7.29	99
22 + 35 + 60	1.34	2.12	3.64		7.10 (2.9 - 8.5)	1.630 (0.670 - 2.440)	7.16	99
22 + 42 + 42	1.47	2.81	2.81		7.10 (2.9 - 8.5)	1.650 (0.670 - 2.450)	7.25	99
22 + 42 + 50	1.37	2.62	3.11		7.10 (2.9 - 8.5)	1.640 (0.670 - 2.440)	7.20	99
22 + 42 + 60	1.26	2.40	3.44		7.10 (2.9 - 8.5)	1.610 (0.670 - 2.430)	7.07	99
22 + 50 + 50	1.28	2.91	2.91		7.10 (2.9 - 8.5)	1.630 (0.670 - 2.430)	7.16	99
25 + 25 + 25	2.37	2.37	2.37		7.10 (2.9 - 8.5)	1.890 (0.670 - 2.500)	8.30	99
25 + 25 + 35	2.09	2.09	2.92		7.10 (2.9 - 8.5)	1.820 (0.670 - 2.490)	7.99	99
25 + 25 + 42	1.93	1.93	3.24		7.10 (2.9 - 8.5)	1.760 (0.670 - 2.470)	7.73	99
25 + 25 + 50	1.78	1.78	3.55		7.10 (2.9 - 8.5)	1.690 (0.670 - 2.460)	7.42	99
25 + 25 + 60	1.61	1.61	3.87		7.10 (2.9 - 8.5)	1.630 (0.670 - 2.440)	7.16	99
25 + 35 + 35	1.87	2.62	2.62		7.10 (2.9 - 8.5)	1.760 (0.670 - 2.480)	7.73	99
25 + 35 + 42	1.74	2.44	2.92		7.10 (2.9 - 8.5)	1.690 (0.670 - 2.460)	7.42	99
25 + 35 + 50	1.61	2.26	3.23		7.10 (2.9 - 8.5)	1.660 (0.670 - 2.450)	7.29	99
25 + 35 + 60	1.48	2.07	3.55		7.10 (2.9 - 8.5)	1.630 (0.670 - 2.440)	7.16	99
25 + 42 + 42	1.63	2.74	2.74		7.10 (2.9 - 8.5)	1.650 (0.670 - 2.450)	7.25	99
25 + 42 + 50	1.52	2.55	3.03		7.10 (2.9 - 8.5)	1.640 (0.670 - 2.440)	7.20	99
25 + 50 + 50	1.42	2.84	2.84		7.10 (2.9 - 8.5)	1.630 (0.670 - 2.430)	7.16	99
35 + 35 + 35	2.37	2.37	2.37		7.10 (2.9 - 8.5)	1.690 (0.670 - 2.470)	7.42	99
35 + 35 + 42	2.22	2.22	2.66		7.10 (2.9 - 8.5)	1.670 (0.670 - 2.460)	7.33	99
35 + 35 + 50	2.07	2.07	2.96		7.10 (2.9 - 8.5)	1.660 (0.670 - 2.450)	7.29	99
35 + 42 + 42	2.09	2.51	2.51		7.10 (2.9 - 8.5)	1.650 (0.670 - 2.450)	7.25	99
22 + 22 + 22 + 22	1.78	1.78	1.78	1.78	7.10 (3.7 - 8.8)	1.680 (0.800 - 2.480)	7.38	99
22 + 22 + 22 + 25	1.72	1.72	1.72	1.95	7.10 (3.7 - 8.8)	1.680 (0.800 - 2.480)	7.38	99
22 + 22 + 22 + 35	1.55	1.55	1.55	2.46	7.10 (3.7 - 8.8)	1.680 (0.800 - 2.480)	7.38	99
22 + 22 + 22 + 42	1.45	1.45	1.45	2.76	7.10 (3.7 - 8.8)	1.660 (0.800 - 2.470)	7.29	99
22 + 22 + 22 + 50	1.35	1.35	1.35	3.06	7.10 (3.7 - 8.8)	1.650 (0.800 - 2.460)	7.25	99
22 + 22 + 25 + 25	1.66	1.66	1.89	1.89	7.10 (3.7 - 8.8)	1.680 (0.800 - 2.480)	7.38	99
22 + 22 + 25 + 35	1.50	1.50	1.71	2.39	7.10 (3.7 - 8.8)	1.680 (0.800 - 2.480)	7.38	99
22 + 22 + 25 + 42	1.41	1.41	1.60	2.69	7.10 (3.7 - 8.8)	1.660 (0.800 - 2.470)	7.29	99
22 + 22 + 25 + 50	1.31	1.31	1.49	2.98	7.10 (3.7 - 8.8)	1.650 (0.800 - 2.460)	7.25	99
22 + 22 + 35 + 35	1.37	1.37	2.18	2.18	7.10 (3.7 - 8.8)	1.680 (0.800 - 2.480)	7.38	99
22 + 22 + 35 + 42	1.29	1.29	2.05	2.46	7.10 (3.7 - 8.8)	1.660 (0.800 - 2.470)	7.29	99
22 + 25 + 25 + 25	1.61	1.83	1.83	1.83	7.10 (3.7 - 8.8)	1.680 (0.800 - 2.480)	7.38	99
22 + 25 + 25 + 35	1.46	1.66	1.66	2.32	7.10 (3.7 - 8.8)	1.680 (0.800 - 2.480)	7.38	99
22 + 25 + 25 + 42	1.37	1.56	1.56	2.62	7.10 (3.7 - 8.8)	1.660 (0.800 - 2.470)	7.29	99
22 + 25 + 25 + 50	1.28	1.45	1.45	2.91	7.10 (3.7 - 8.8)	1.650 (0.800 - 2.460)	7.25	99
22 + 25 + 35 + 35	1.34	1.52	2.12	2.12	7.10 (3.7 - 8.8)	1.680 (0.800 - 2.480)	7.38	99
22 + 25 + 35 + 42	1.26	1.43	2.00	2.40	7.10 (3.7 - 8.8)	1.660 (0.800 - 2.470)	7.29	99
25 + 25 + 25 + 25	1.78	1.78	1.78	1.78	7.10 (3.7 - 8.8)	1.680 (0.800 - 2.480)	7.38	99

MXZ-4C71VA

Note: Electrical data is for outdoor unit only.

Indoor Units Combination	Cooling Capacity (kW)					Outdoor Unit Power Consumption (kW)	Current (A)	Power Factor (%)
	Unit A	Unit B	Unit C	Unit D	Total			
25 + 25 + 25 + 35	1.61	1.61	1.61	2.26	7.10 (3.7 - 8.8)	1.680 (0.800 - 2.480)	7.38	99
25 + 25 + 25 + 42	1.52	1.52	1.52	2.55	7.10 (3.7 - 8.8)	1.660 (0.800 - 2.470)	7.29	99
25 + 25 + 25 + 50	1.42	1.42	1.42	2.84	7.10 (3.7 - 8.8)	1.650 (0.800 - 2.460)	7.25	99
25 + 25 + 35 + 35	1.48	1.48	2.07	2.07	7.10 (3.7 - 8.8)	1.680 (0.800 - 2.480)	7.38	99

Indoor Units Combination	Heating Capacity (kW)					Outdoor Unit Power Consumption (kW)	Current (A)	Power Factor (%)
	Unit A	Unit B	Unit C	Unit D	Total			
22	3.30				3.30 (1.2 - 4.2)	0.760 (0.380 - 1.090)	3.34	99
25	3.60				3.60 (1.2 - 4.5)	0.860 (0.380 - 1.190)	3.78	99
35	4.00				4.00 (1.2 - 4.8)	1.000 (0.380 - 1.300)	4.39	99
42	5.40				5.40 (1.3 - 6.5)	1.460 (0.370 - 1.800)	6.41	99
50	7.20				7.20 (1.4 - 8.2)	1.880 (0.370 - 2.300)	8.26	99
60	7.90				7.90 (1.4 - 8.6)	2.120 (0.360 - 2.410)	9.31	99
22 + 22	3.30	3.30			6.60 (1.8 - 7.2)	1.470 (0.410 - 1.710)	6.46	99
22 + 25	3.23	3.67			6.90 (1.8 - 8.1)	1.580 (0.410 - 1.940)	6.94	99
22 + 35	2.97	4.73			7.70 (1.8 - 9.0)	1.800 (0.410 - 2.170)	7.91	99
22 + 42	2.82	5.38			8.20 (1.8 - 9.0)	1.910 (0.410 - 2.170)	8.39	99
22 + 50	2.63	5.97			8.60 (1.8 - 9.0)	2.010 (0.410 - 2.160)	8.83	99
22 + 60	2.31	6.29			8.60 (1.8 - 9.0)	2.080 (0.410 - 2.120)	9.13	99
25 + 25	3.60	3.60			7.20 (1.8 - 9.0)	1.680 (0.410 - 2.170)	7.38	99
25 + 35	3.29	4.61			7.90 (1.8 - 9.0)	1.860 (0.410 - 2.170)	8.17	99
25 + 42	3.13	5.27			8.40 (1.8 - 9.0)	1.960 (0.410 - 2.170)	8.61	99
25 + 50	2.87	5.73			8.60 (1.8 - 9.0)	2.020 (0.410 - 2.150)	8.87	99
25 + 60	2.53	6.07			8.60 (1.8 - 9.0)	2.070 (0.400 - 2.110)	9.09	99
35 + 35	4.30	4.30			8.60 (1.8 - 9.0)	2.030 (0.410 - 2.170)	8.92	99
35 + 42	3.91	4.69			8.60 (1.8 - 9.0)	2.040 (0.410 - 2.140)	8.96	99
35 + 50	3.54	5.06			8.60 (1.8 - 9.0)	2.040 (0.400 - 2.110)	8.96	99
35 + 60	3.17	5.43			8.60 (1.8 - 9.0)	1.900 (0.370 - 2.060)	8.34	99
42 + 42	4.30	4.30			8.60 (1.8 - 9.0)	2.050 (0.400 - 2.110)	9.00	99
42 + 50	3.93	4.67			8.60 (1.8 - 9.0)	1.910 (0.380 - 2.080)	8.39	99
42 + 60	3.54	5.06			8.60 (1.9 - 9.0)	1.780 (0.360 - 2.030)	7.82	99
50 + 50	4.30	4.30			8.60 (1.9 - 9.0)	1.760 (0.360 - 2.040)	7.73	99
50 + 60	3.91	4.69			8.60 (1.9 - 9.0)	1.780 (0.360 - 1.970)	7.82	99
60 + 60	4.30	4.30			8.60 (1.9 - 9.0)	1.800 (0.360 - 1.900)	7.91	99
22 + 22 + 22	2.87	2.87	2.87		8.60 (2.6 - 10.6)	2.050 (0.500 - 3.100)	9.00	99
22 + 22 + 25	2.74	2.74	3.12		8.60 (2.6 - 10.6)	2.050 (0.500 - 3.100)	9.00	99
22 + 22 + 35	2.39	2.39	3.81		8.60 (2.6 - 10.6)	2.050 (0.500 - 3.100)	9.00	99
22 + 22 + 42	2.20	2.20	4.20		8.60 (2.6 - 10.6)	2.030 (0.500 - 3.060)	8.92	99
22 + 22 + 50	2.01	2.01	4.57		8.60 (2.6 - 10.6)	2.020 (0.500 - 3.030)	8.87	99
22 + 22 + 60	1.82	1.82	4.96		8.60 (2.6 - 10.6)	2.050 (0.500 - 3.030)	9.00	99
22 + 25 + 25	2.63	2.99	2.99		8.60 (2.6 - 10.6)	2.050 (0.500 - 3.100)	9.00	99
22 + 25 + 35	2.31	2.62	3.67		8.60 (2.6 - 10.6)	2.050 (0.500 - 3.100)	9.00	99
22 + 25 + 42	2.13	2.42	4.06		8.60 (2.6 - 10.6)	2.030 (0.500 - 3.060)	8.92	99
22 + 25 + 50	1.95	2.22	4.43		8.60 (2.6 - 10.6)	2.020 (0.500 - 3.030)	8.87	99
22 + 25 + 60	1.77	2.01	4.82		8.60 (2.6 - 10.6)	2.050 (0.500 - 3.030)	9.00	99
22 + 35 + 35	2.06	3.27	3.27		8.60 (2.6 - 10.6)	2.050 (0.500 - 3.100)	9.00	99
22 + 35 + 42	1.91	3.04	3.65		8.60 (2.6 - 10.6)	2.030 (0.500 - 3.060)	8.92	99
22 + 35 + 50	1.77	2.81	4.02		8.60 (2.6 - 10.6)	2.020 (0.500 - 3.030)	8.87	99
22 + 35 + 60	1.62	2.57	4.41		8.60 (2.6 - 10.6)	2.050 (0.500 - 3.030)	9.00	99
22 + 42 + 42	1.78	3.41	3.41		8.60 (2.6 - 10.6)	2.010 (0.500 - 3.020)	8.83	99
22 + 42 + 50	1.66	3.17	3.77		8.60 (2.6 - 10.6)	2.000 (0.500 - 2.990)	8.78	99
22 + 42 + 60	1.53	2.91	4.16		8.60 (2.6 - 10.6)	2.030 (0.500 - 2.990)	8.92	99
22 + 50 + 50	1.55	3.52	3.52		8.60 (2.6 - 10.6)	1.990 (0.500 - 2.960)	8.74	99
25 + 25 + 25	2.87	2.87	2.87		8.60 (2.6 - 10.6)	2.050 (0.500 - 3.100)	9.00	99
25 + 25 + 35	2.53	2.53	3.54		8.60 (2.6 - 10.6)	2.050 (0.500 - 3.100)	9.00	99
25 + 25 + 42	2.34	2.34	3.93		8.60 (2.6 - 10.6)	2.030 (0.500 - 3.060)	8.92	99
25 + 25 + 50	2.15	2.15	4.30		8.60 (2.6 - 10.6)	2.020 (0.500 - 3.030)	8.87	99
25 + 25 + 60	1.95	1.95	4.69		8.60 (2.6 - 10.6)	2.050 (0.500 - 3.030)	9.00	99
25 + 35 + 35	2.26	3.17	3.17		8.60 (2.6 - 10.6)	2.050 (0.500 - 3.100)	9.00	99
25 + 35 + 42	2.11	2.95	3.54		8.60 (2.6 - 10.6)	2.030 (0.500 - 3.060)	8.92	99
25 + 35 + 50	1.95	2.74	3.91		8.60 (2.6 - 10.6)	2.020 (0.500 - 3.030)	8.87	99
25 + 35 + 60	1.79	2.51	4.30		8.60 (2.6 - 10.6)	2.050 (0.500 - 3.030)	9.00	99
25 + 42 + 42	1.97	3.31	3.31		8.60 (2.6 - 10.6)	2.010 (0.500 - 3.020)	8.83	99
25 + 42 + 50	1.84	3.09	3.68		8.60 (2.6 - 10.6)	2.000 (0.500 - 2.990)	8.78	99
25 + 50 + 50	1.72	3.44	3.44		8.60 (2.6 - 10.6)	1.990 (0.500 - 2.960)	8.74	99
35 + 35 + 35	2.87	2.87	2.87		8.60 (2.6 - 10.6)	2.050 (0.500 - 3.100)	9.00	99
35 + 35 + 42	2.69	2.69	3.23		8.60 (2.6 - 10.6)	2.030 (0.500 - 3.060)	8.92	99
35 + 35 + 50	2.51	2.51	3.58		8.60 (2.6 - 10.6)	2.020 (0.500 - 3.030)	8.87	99
35 + 42 + 42	2.53	3.04	3.04		8.60 (2.6 - 10.6)	2.010 (0.500 - 3.020)	8.83	99
22 + 22 + 22 + 22	2.15	2.15	2.15	2.15	8.60 (3.4 - 10.7)	1.705 (0.600 - 2.970)	7.49	99
22 + 22 + 22 + 25	2.08	2.08	2.08	2.36	8.60 (3.4 - 10.7)	1.705 (0.600 - 2.970)	7.49	99
22 + 22 + 22 + 35	1.87	1.87	1.87	2.98	8.60 (3.4 - 10.7)	1.705 (0.600 - 2.970)	7.49	99
22 + 22 + 22 + 42	1.75	1.75	1.75	3.34	8.60 (3.4 - 10.7)	1.685 (0.570 - 2.930)	7.40	99
22 + 22 + 22 + 50	1.63	1.63	1.63	3.71	8.60 (3.4 - 10.7)	1.675 (0.560 - 2.940)	7.36	99
22 + 22 + 25 + 25	2.01	2.01	2.29	2.29	8.60 (3.4 - 10.7)	1.705 (0.600 - 2.970)	7.49	99
22 + 22 + 25 + 35	1.82	1.82	2.07	2.89	8.60 (3.4 - 10.7)	1.705 (0.600 - 2.970)	7.49	99
22 + 22 + 25 + 42	1.70	1.70	1.94	3.25	8.60 (3.4 - 10.7)	1.685 (0.570 - 2.930)	7.40	99
22 + 22 + 25 + 50	1.59	1.59	1.81	3.61	8.60 (3.4 - 10.7)	1.675 (0.560 - 2.940)	7.36	99
22 + 22 + 35 + 35	1.66	1.66	2.64	2.64	8.60 (3.4 - 10.7)	1.705 (0.600 - 2.970)	7.49	99
22 + 22 + 35 + 42	1.56	1.56	2.49	2.99	8.60 (3.4 - 10.7)	1.685 (0.570 - 2.930)	7.40	99
22 + 25 + 25 + 25	1.95	2.22	2.22	2.22	8.60 (3.4 - 10.7)	1.705 (0.600 - 2.970)	7.49	99
22 + 25 + 25 + 35	1.77	2.01	2.01	2.81	8.60 (3.4 - 10.7)	1.705 (0.600 - 2.970)	7.49	99
22 + 25 + 25 + 42	1.66	1.89	1.89	3.17	8.60 (3.4 - 10.7)	1.685 (0.570 - 2.930)	7.40	99
22 + 25 + 25 + 50	1.55	1.76	1.76	3.52	8.60 (3.4 - 10.7)	1.675 (0.560 - 2.940)	7.36	99
22 + 25 + 35 + 35	1.62	1.84	2.57	2.57	8.60 (3.4 - 10.7)	1.705 (0.600 - 2.970)	7.49	99
22 + 25 + 35 + 42	1.53	1.73	2.43	2.91	8.60 (3.4 - 10.7)	1.685 (0.570 - 2.930)	7.40	99
25 + 25 + 25 + 25	2.15	2.15	2.15	2.15	8.60 (3.4 - 10.7)	1.705 (0.600 - 2.970)	7.49	99

MXZ-4C71VA

Note: Electrical data is for outdoor unit only.

Indoor Units Combination	Heating Capacity (kW)					Outdoor Unit Power Consumption (kW)	Current (A)	Power Factor (%)
	Unit A	Unit B	Unit C	Unit D	Total			
25 + 25 + 25 + 35	1.95	1.95	1.95	2.74	8.60 (3.4 - 10.7)	1.705 (0.600 - 2.970)	7.49	99
25 + 25 + 25 + 42	1.84	1.84	1.84	3.09	8.60 (3.4 - 10.7)	1.685 (0.570 - 2.930)	7.40	99
25 + 25 + 25 + 50	1.72	1.72	1.72	3.44	8.60 (3.4 - 10.7)	1.675 (0.560 - 2.940)	7.36	99
25 + 25 + 35 + 35	1.79	1.79	2.51	2.51	8.60 (3.4 - 10.7)	1.705 (0.600 - 2.970)	7.49	99

Combination Table

MXZ-4C80VA

Note: Electrical data is for outdoor unit only.

Indoor Units Combination	Cooling Capacity (kW)					Outdoor Unit Power Consumption (kW)	Current (A)	Power Factor (%)
	Unit A	Unit B	Unit C	Unit D	Total			
22	2.20				2.20 (1.4 - 3.0)	0.670 (0.400 - 0.920)	2.94	99
25	2.50				2.50 (1.4 - 3.3)	0.760 (0.400 - 1.010)	3.34	99
35	3.50				3.50 (1.5 - 4.3)	1.030 (0.400 - 1.290)	4.52	99
42	4.20				4.20 (1.6 - 5.0)	1.230 (0.410 - 1.460)	5.40	99
50	5.00				5.00 (1.6 - 5.6)	1.440 (0.420 - 1.630)	6.32	99
60	6.00				6.00 (1.6 - 6.6)	1.930 (0.400 - 2.130)	8.48	99
71	7.10				7.10 (1.7 - 7.4)	2.550 (0.410 - 2.710)	11.20	99
22 + 22	2.20	2.20			4.40 (2.0 - 5.6)	1.130 (0.600 - 1.600)	4.96	99
22 + 25	2.20	2.50			4.70 (2.0 - 5.9)	1.250 (0.600 - 1.780)	5.49	99
22 + 35	2.20	3.50			5.70 (2.0 - 6.8)	1.680 (0.580 - 2.340)	7.38	99
22 + 42	2.20	4.20			6.40 (2.0 - 7.1)	1.950 (0.580 - 2.530)	8.56	99
22 + 50	2.20	5.00			7.20 (2.0 - 7.4)	2.370 (0.580 - 2.620)	10.41	99
22 + 60	2.09	5.71			7.80 (2.0 - 8.2)	2.770 (0.580 - 2.860)	12.17	99
22 + 71	1.87	6.03			7.90 (2.0 - 8.8)	2.730 (0.590 - 3.150)	11.99	99
25 + 25	2.50	2.50			5.00 (2.0 - 6.2)	1.360 (0.580 - 1.950)	5.97	99
25 + 35	2.50	3.50			6.00 (2.0 - 7.1)	1.810 (0.580 - 2.540)	7.95	99
25 + 42	2.50	4.20			6.70 (2.0 - 7.1)	2.100 (0.580 - 2.540)	9.22	99
25 + 50	2.50	5.00			7.50 (2.0 - 7.8)	2.570 (0.580 - 2.750)	11.29	99
25 + 60	2.29	5.51			7.80 (2.0 - 8.2)	2.770 (0.590 - 2.860)	12.17	99
25 + 71	2.06	5.84			7.90 (2.0 - 8.8)	2.730 (0.590 - 3.150)	11.99	99
35 + 35	3.50	3.50			7.00 (2.0 - 7.1)	2.290 (0.580 - 2.550)	10.06	99
35 + 42	3.50	4.20			7.70 (2.0 - 8.1)	2.700 (0.580 - 2.850)	11.86	99
35 + 50	3.21	4.59			7.80 (2.0 - 8.2)	2.770 (0.590 - 2.870)	12.17	99
35 + 60	2.91	4.99			7.90 (2.0 - 8.8)	2.730 (0.590 - 3.160)	11.99	99
35 + 71	2.61	5.29			7.90 (2.1 - 8.8)	2.730 (0.580 - 3.120)	11.99	99
42 + 42	3.90	3.90			7.80 (2.0 - 8.2)	2.820 (0.590 - 2.890)	12.38	99
42 + 50	3.61	4.29			7.90 (2.0 - 8.8)	2.680 (0.590 - 3.160)	11.77	99
42 + 60	3.25	4.65			7.90 (2.1 - 8.8)	2.680 (0.590 - 3.140)	11.77	99
42 + 71	2.97	5.03			8.00 (2.1 - 8.8)	2.470 (0.560 - 3.070)	10.85	99
50 + 50	3.95	3.95			7.90 (2.1 - 8.8)	2.780 (0.590 - 3.190)	12.21	99
50 + 60	3.64	4.36			8.00 (2.1 - 8.8)	2.470 (0.570 - 3.090)	10.85	99
50 + 71	3.31	4.69			8.00 (2.1 - 8.8)	2.470 (0.550 - 3.020)	10.85	99
60 + 60	4.00	4.00			8.00 (2.1 - 8.8)	2.470 (0.550 - 3.020)	10.85	99
60 + 71	3.66	4.34			8.00 (2.1 - 8.8)	2.470 (0.550 - 3.010)	10.85	99
22 + 22 + 22	2.20	2.20	2.20		6.60 (2.9 - 8.1)	1.740 (0.690 - 2.410)	7.64	99
22 + 22 + 25	2.20	2.20	2.50		6.90 (2.9 - 8.4)	1.870 (0.690 - 2.610)	8.21	99
22 + 22 + 35	2.14	2.14	3.41		7.70 (2.9 - 9.0)	2.200 (0.690 - 3.000)	9.66	99
22 + 22 + 42	2.00	2.00	3.81		7.80 (2.9 - 9.0)	2.210 (0.700 - 2.970)	9.71	99
22 + 22 + 50	1.83	1.83	4.15		7.80 (2.9 - 9.0)	2.200 (0.710 - 2.950)	9.66	99
22 + 22 + 60	1.67	1.67	4.56		7.90 (2.9 - 9.0)	2.200 (0.720 - 2.910)	9.66	99
22 + 22 + 71	1.53	1.53	4.94		8.00 (2.9 - 9.0)	2.200 (0.720 - 3.030)	9.66	99
22 + 25 + 25	2.20	2.50	2.50		7.20 (2.9 - 8.7)	2.010 (0.690 - 2.810)	8.83	99
22 + 25 + 35	2.07	2.35	3.29		7.70 (2.9 - 9.0)	2.200 (0.700 - 2.990)	9.66	99
22 + 25 + 42	1.93	2.19	3.68		7.80 (2.9 - 9.0)	2.210 (0.700 - 2.960)	9.71	99
22 + 25 + 50	1.79	2.04	4.07		7.90 (2.9 - 9.0)	2.230 (0.710 - 2.940)	9.79	99
22 + 25 + 60	1.64	1.87	4.49		8.00 (2.9 - 9.0)	2.220 (0.720 - 3.030)	9.75	99
22 + 25 + 71	1.49	1.69	4.81		8.00 (2.9 - 9.0)	2.200 (0.720 - 3.030)	9.66	99
22 + 35 + 35	1.87	2.97	2.97		7.80 (2.9 - 9.0)	2.230 (0.710 - 2.950)	9.79	99
22 + 35 + 42	1.76	2.79	3.35		7.90 (2.9 - 9.0)	2.240 (0.710 - 2.930)	9.84	99
22 + 35 + 50	1.64	2.62	3.74		8.00 (2.9 - 9.0)	2.250 (0.720 - 3.030)	9.88	99
22 + 35 + 60	1.50	2.39	4.10		8.00 (2.9 - 9.0)	2.220 (0.720 - 3.030)	9.75	99
22 + 35 + 71	1.38	2.19	4.44		8.00 (2.9 - 9.0)	2.200 (0.720 - 3.030)	9.66	99
22 + 42 + 42	1.66	3.17	3.17		8.00 (2.9 - 9.0)	2.240 (0.720 - 3.030)	9.84	99
22 + 42 + 50	1.54	2.95	3.51		8.00 (2.9 - 9.0)	2.230 (0.720 - 3.030)	9.79	99
22 + 42 + 60	1.42	2.71	3.87		8.00 (2.9 - 9.0)	2.200 (0.720 - 3.030)	9.66	99
22 + 42 + 71	1.30	2.49	4.21		8.00 (2.9 - 9.0)	2.180 (0.720 - 3.030)	9.57	99
22 + 50 + 50	1.44	3.28	3.28		8.00 (2.9 - 9.0)	2.220 (0.720 - 3.030)	9.75	99
22 + 50 + 60	1.33	3.03	3.64		8.00 (2.9 - 9.0)	2.190 (0.720 - 3.030)	9.62	99
22 + 50 + 71	1.23	2.80	3.97		8.00 (2.9 - 9.0)	2.170 (0.720 - 3.030)	9.53	99
25 + 25 + 25	2.50	2.50	2.50		7.50 (2.9 - 9.0)	2.140 (0.690 - 3.010)	9.40	99
25 + 25 + 35	2.29	2.29	3.21		7.80 (2.9 - 9.0)	2.230 (0.700 - 2.980)	9.79	99
25 + 25 + 42	2.12	2.12	3.56		7.80 (2.9 - 9.0)	2.210 (0.710 - 2.950)	9.71	99
25 + 25 + 50	1.98	1.98	3.95		7.90 (2.9 - 9.0)	2.230 (0.720 - 2.930)	9.79	99
25 + 25 + 60	1.82	1.82	4.36		8.00 (2.9 - 9.0)	2.220 (0.720 - 3.030)	9.75	99
25 + 25 + 71	1.65	1.65	4.69		8.00 (2.9 - 9.0)	2.200 (0.720 - 3.030)	9.66	99
25 + 35 + 35	2.08	2.91	2.91		7.90 (2.9 - 9.0)	2.260 (0.710 - 2.940)	9.93	99
25 + 35 + 42	1.94	2.71	3.25		7.90 (2.9 - 9.0)	2.240 (0.720 - 2.920)	9.84	99
25 + 35 + 50	1.82	2.55	3.64		8.00 (2.9 - 9.0)	2.250 (0.720 - 3.030)	9.88	99
25 + 35 + 60	1.67	2.33	4.00		8.00 (2.9 - 9.0)	2.220 (0.720 - 3.030)	9.75	99
25 + 35 + 71	1.53	2.14	4.34		8.00 (2.9 - 9.0)	2.200 (0.720 - 3.030)	9.66	99
25 + 42 + 42	1.83	3.08	3.08		8.00 (2.9 - 9.0)	2.240 (0.720 - 3.030)	9.84	99
25 + 42 + 50	1.71	2.87	3.42		8.00 (2.9 - 9.0)	2.230 (0.720 - 3.030)	9.79	99
25 + 42 + 60	1.57	2.65	3.78		8.00 (2.9 - 9.0)	2.200 (0.720 - 3.030)	9.66	99
25 + 42 + 71	1.45	2.43	4.12		8.00 (2.9 - 9.0)	2.180 (0.720 - 3.030)	9.57	99
25 + 50 + 50	1.60	3.20	3.20		8.00 (2.9 - 9.0)	2.220 (0.720 - 3.030)	9.75	99
25 + 50 + 60	1.48	2.96	3.56		8.00 (2.9 - 9.0)	2.190 (0.720 - 3.030)	9.62	99
35 + 35 + 35	2.65	2.65	2.65		7.95 (2.9 - 9.0)	2.280 (0.720 - 2.910)	10.01	99
35 + 35 + 42	2.50	2.50	3.00		8.00 (2.9 - 9.0)	2.260 (0.720 - 3.030)	9.93	99
35 + 35 + 50	2.33	2.33	3.33		8.00 (2.9 - 9.0)	2.280 (0.720 - 3.030)	10.01	99
35 + 35 + 60	2.15	2.15	3.69		8.00 (2.9 - 9.0)	2.220 (0.720 - 3.030)	9.75	99

MXZ-4C80VA

Note: Electrical data is for outdoor unit only.

Indoor Units Combination	Cooling Capacity (kW)					Outdoor Unit Power Consumption (kW)	Current (A)	Power Factor (%)
	Unit A	Unit B	Unit C	Unit D	Total			
35 + 35 + 71	1.99	1.99	4.03		8.00 (2.9 - 9.0)	2.200 (0.720 - 3.030)	9.66	99
35 + 42 + 42	2.35	2.82	2.82		8.00 (2.9 - 9.0)	2.240 (0.720 - 3.030)	9.84	99
35 + 42 + 50	2.20	2.65	3.15		8.00 (2.9 - 9.0)	2.230 (0.720 - 3.030)	9.79	99
35 + 42 + 60	2.04	2.45	3.50		8.00 (2.9 - 9.0)	2.200 (0.720 - 3.030)	9.66	99
35 + 50 + 50	2.07	2.96	2.96		8.00 (2.9 - 9.0)	2.220 (0.720 - 3.030)	9.75	99
35 + 50 + 60	1.93	2.76	3.31		8.00 (2.9 - 9.0)	2.190 (0.720 - 3.030)	9.62	99
22 + 22 + 22 + 22	1.95	1.95	1.95	1.95	7.80 (3.7 - 9.2)	1.940 (0.810 - 2.425)	8.52	99
22 + 22 + 22 + 25	1.90	1.90	1.90	2.16	7.85 (3.7 - 9.2)	1.940 (0.810 - 2.425)	8.52	99
22 + 22 + 22 + 35	1.73	1.73	1.73	2.75	7.95 (3.7 - 9.2)	1.955 (0.810 - 2.425)	8.59	99
22 + 22 + 22 + 42	1.63	1.63	1.63	3.11	8.00 (3.7 - 9.2)	1.935 (0.810 - 2.395)	8.50	99
22 + 22 + 22 + 50	1.52	1.52	1.52	3.45	8.00 (3.7 - 9.2)	1.935 (0.810 - 2.370)	8.45	99
22 + 22 + 22 + 60	1.40	1.40	1.40	3.81	8.00 (3.7 - 9.2)	1.895 (0.810 - 2.335)	8.32	99
22 + 22 + 22 + 71	1.28	1.28	1.28	4.15	8.00 (3.7 - 9.2)	1.875 (0.810 - 2.300)	8.23	99
22 + 22 + 25 + 25	1.84	1.84	2.09	2.09	7.85 (3.7 - 9.2)	1.940 (0.810 - 2.425)	8.52	99
22 + 22 + 25 + 35	1.68	1.68	1.91	2.68	7.95 (3.7 - 9.2)	1.955 (0.810 - 2.415)	8.59	99
22 + 22 + 25 + 42	1.59	1.59	1.80	3.03	8.00 (3.7 - 9.2)	1.935 (0.810 - 2.390)	8.50	99
22 + 22 + 25 + 50	1.48	1.48	1.68	3.36	8.00 (3.7 - 9.2)	1.925 (0.810 - 2.360)	8.45	99
22 + 22 + 25 + 60	1.36	1.36	1.55	3.72	8.00 (3.7 - 9.2)	1.895 (0.810 - 2.330)	8.32	99
22 + 22 + 25 + 71	1.26	1.26	1.43	4.06	8.00 (3.7 - 9.2)	1.875 (0.810 - 2.295)	8.23	99
22 + 22 + 35 + 35	1.54	1.54	2.46	2.46	8.00 (3.7 - 9.2)	1.955 (0.810 - 2.395)	8.59	99
22 + 22 + 35 + 42	1.45	1.45	2.31	2.78	8.00 (3.7 - 9.2)	1.935 (0.810 - 2.370)	8.50	99
22 + 22 + 35 + 50	1.36	1.36	2.17	3.10	8.00 (3.7 - 9.2)	1.925 (0.810 - 2.340)	8.45	99
22 + 22 + 35 + 60	1.27	1.27	2.01	3.45	8.00 (3.7 - 9.2)	1.895 (0.810 - 2.305)	8.32	99
22 + 22 + 42 + 42	1.38	1.38	2.63	2.63	8.00 (3.7 - 9.2)	1.915 (0.810 - 2.340)	8.41	99
22 + 22 + 42 + 50	1.29	1.29	2.47	2.94	8.00 (3.7 - 9.2)	1.905 (0.810 - 2.315)	8.37	99
22 + 22 + 50 + 50	1.22	1.22	2.78	2.78	8.00 (3.7 - 9.2)	1.895 (0.810 - 2.295)	8.32	99
22 + 25 + 25 + 25	1.79	2.04	2.04	2.04	7.90 (3.7 - 9.2)	1.940 (0.810 - 2.425)	8.52	99
22 + 25 + 25 + 35	1.63	1.86	1.86	2.60	7.95 (3.7 - 9.2)	1.955 (0.810 - 2.410)	8.59	99
22 + 25 + 25 + 42	1.54	1.75	1.75	2.95	8.00 (3.7 - 9.2)	1.935 (0.810 - 2.385)	8.50	99
22 + 25 + 25 + 50	1.44	1.64	1.64	3.28	8.00 (3.7 - 9.2)	1.925 (0.810 - 2.355)	8.45	99
22 + 25 + 25 + 60	1.33	1.52	1.52	3.64	8.00 (3.7 - 9.2)	1.895 (0.810 - 2.325)	8.32	99
22 + 25 + 35 + 35	1.50	1.71	2.39	2.39	8.00 (3.7 - 9.2)	1.955 (0.810 - 2.385)	8.59	99
22 + 25 + 35 + 42	1.42	1.61	2.26	2.71	8.00 (3.7 - 9.2)	1.935 (0.810 - 2.360)	8.50	99
22 + 25 + 35 + 50	1.33	1.52	2.12	3.03	8.00 (3.7 - 9.2)	1.925 (0.810 - 2.335)	8.45	99
22 + 25 + 35 + 60	1.24	1.41	1.97	3.38	8.00 (3.7 - 9.2)	1.895 (0.810 - 2.305)	8.32	99
22 + 35 + 35 + 35	1.39	2.20	2.20	2.20	8.00 (3.7 - 9.2)	1.955 (0.810 - 2.365)	8.59	99
22 + 35 + 35 + 42	1.31	2.09	2.09	2.51	8.00 (3.7 - 9.2)	1.935 (0.810 - 2.340)	8.50	99
22 + 35 + 35 + 50	1.24	1.97	1.97	2.82	8.00 (3.7 - 9.2)	1.925 (0.810 - 2.315)	8.45	99
22 + 35 + 42 + 42	1.25	1.99	2.38	2.38	8.00 (3.7 - 9.2)	1.915 (0.810 - 2.315)	8.41	99
25 + 25 + 25 + 25	1.98	1.98	1.98	1.98	7.92 (3.7 - 9.2)	1.940 (0.810 - 2.425)	8.52	99
25 + 25 + 25 + 35	1.82	1.82	1.82	2.55	8.00 (3.7 - 9.2)	1.955 (0.810 - 2.405)	8.59	99
25 + 25 + 25 + 42	1.71	1.71	1.71	2.87	8.00 (3.7 - 9.2)	1.935 (0.810 - 2.375)	8.50	99
25 + 25 + 25 + 50	1.60	1.60	1.60	3.20	8.00 (3.7 - 9.2)	1.925 (0.810 - 2.350)	8.45	99
25 + 25 + 25 + 60	1.48	1.48	1.48	3.56	8.00 (3.7 - 9.2)	1.895 (0.810 - 2.315)	8.32	99
25 + 25 + 35 + 35	1.67	1.67	2.33	2.33	8.00 (3.7 - 9.2)	1.955 (0.810 - 2.380)	8.59	99
25 + 25 + 35 + 42	1.57	1.57	2.20	2.65	8.00 (3.7 - 9.2)	1.935 (0.810 - 2.355)	8.50	99
25 + 25 + 35 + 50	1.48	1.48	2.07	2.96	8.00 (3.7 - 9.2)	1.925 (0.810 - 2.325)	8.45	99
25 + 35 + 35 + 35	1.54	2.15	2.15	2.15	8.00 (3.7 - 9.2)	1.955 (0.810 - 2.360)	8.59	99
25 + 35 + 35 + 42	1.46	2.04	2.04	2.45	8.00 (3.7 - 9.2)	1.935 (0.810 - 2.330)	8.50	99
35 + 35 + 35 + 35	2.00	2.00	2.00	2.00	8.00 (3.7 - 9.2)	1.955 (0.810 - 2.335)	8.59	99

MXZ-4C80VA

Note: Electrical data is for outdoor unit only.

Indoor Units Combination	Heating Capacity (kW)					Outdoor Unit Power Consumption (kW)	Current (A)	Power Factor (%)
	Unit A	Unit B	Unit C	Unit D	Total			
22	3.30				3.30 (1.2 - 4.2)	0.860 (0.340 - 1.380)	3.78	99
25	3.60				3.60 (1.2 - 4.5)	0.960 (0.340 - 1.510)	4.22	99
35	4.00				4.00 (1.2 - 5.5)	1.110 (0.330 - 1.570)	4.87	99
42	5.40				5.40 (1.3 - 6.5)	1.580 (0.330 - 2.140)	6.94	99
50	7.20				7.20 (1.4 - 7.7)	2.270 (0.330 - 2.710)	9.97	99
60	7.90				7.90 (1.4 - 8.6)	2.270 (0.330 - 3.060)	9.97	99
71	8.60				8.60 (1.6 - 9.2)	2.430 (0.360 - 3.520)	10.67	99
22 + 22	3.30	3.30			6.60 (1.8 - 7.2)	1.570 (0.480 - 2.760)	6.90	99
22 + 25	3.23	3.67			6.90 (1.8 - 8.0)	1.670 (0.480 - 2.950)	7.33	99
22 + 35	2.89	4.61			7.50 (1.8 - 9.3)	1.890 (0.480 - 3.200)	8.30	99
22 + 42	2.68	5.12			7.80 (1.8 - 9.7)	2.000 (0.480 - 3.230)	8.78	99
22 + 50	2.51	5.69			8.20 (1.8 - 10.0)	2.130 (0.480 - 3.240)	9.35	99
22 + 60	2.52	6.88			9.40 (1.8 - 10.9)	2.550 (0.480 - 3.270)	11.20	99
22 + 71	2.22	7.18			9.40 (1.8 - 11.1)	2.450 (0.460 - 3.270)	10.76	99
25 + 25	3.60	3.60			7.20 (1.8 - 8.8)	1.760 (0.480 - 3.140)	7.73	99
25 + 35	3.17	4.43			7.60 (1.8 - 9.5)	1.930 (0.480 - 3.230)	8.48	99
25 + 42	2.95	4.95			7.90 (1.8 - 9.7)	2.030 (0.480 - 3.230)	8.92	99
25 + 50	2.87	5.73			8.60 (1.8 - 10.3)	2.270 (0.480 - 3.250)	9.97	99
25 + 60	2.76	6.64			9.40 (1.8 - 10.9)	2.540 (0.460 - 3.270)	11.16	99
25 + 71	2.45	6.95			9.40 (1.8 - 11.1)	2.420 (0.460 - 3.270)	10.63	99
35 + 35	4.00	4.00			8.00 (1.8 - 9.8)	2.060 (0.480 - 3.230)	9.05	99
35 + 42	4.00	4.80			8.80 (1.8 - 10.4)	2.340 (0.480 - 3.250)	10.28	99
35 + 50	3.87	5.53			9.40 (1.8 - 10.9)	2.540 (0.460 - 3.270)	11.16	99
35 + 60	3.46	5.94			9.40 (1.8 - 11.1)	2.430 (0.460 - 3.270)	10.67	99
35 + 71	3.10	6.30			9.40 (1.9 - 11.2)	2.300 (0.440 - 3.320)	10.10	99
42 + 42	4.70	4.70			9.40 (1.8 - 10.9)	2.550 (0.460 - 3.270)	11.20	99
42 + 50	4.29	5.11			9.40 (1.8 - 11.1)	2.460 (0.460 - 3.270)	10.80	99
42 + 60	3.87	5.53			9.40 (1.9 - 11.2)	2.350 (0.440 - 3.320)	10.32	99
42 + 71	3.49	5.91			9.40 (1.9 - 11.2)	2.220 (0.440 - 3.320)	9.75	99
50 + 50	4.70	4.70			9.40 (1.9 - 11.2)	2.370 (0.440 - 3.320)	10.41	99
50 + 60	4.27	5.13			9.40 (1.9 - 11.2)	2.260 (0.440 - 3.320)	9.93	99
50 + 71	3.88	5.52			9.40 (1.9 - 11.2)	2.140 (0.440 - 3.320)	9.40	99
60 + 60	4.70	4.70			9.40 (1.9 - 11.2)	2.140 (0.440 - 3.320)	9.40	99
60 + 71	4.31	5.09			9.40 (1.9 - 11.2)	2.140 (0.440 - 3.320)	9.40	99
22 + 22 + 22	2.90	2.90	2.90		8.70 (2.6 - 10.6)	1.960 (0.530 - 3.060)	8.61	99
22 + 22 + 25	2.81	2.81	3.19		8.80 (2.6 - 10.9)	1.990 (0.530 - 3.200)	8.74	99
22 + 22 + 35	2.56	2.56	4.08		9.20 (2.6 - 11.6)	2.110 (0.530 - 3.410)	9.27	99
22 + 22 + 42	2.40	2.40	4.59		9.40 (2.6 - 11.6)	2.170 (0.530 - 3.370)	9.53	99
22 + 22 + 50	2.20	2.20	5.00		9.40 (2.6 - 11.6)	2.170 (0.530 - 3.320)	9.53	99
22 + 22 + 60	1.99	1.99	5.42		9.40 (2.6 - 11.6)	2.170 (0.530 - 3.310)	9.53	99
22 + 22 + 71	1.80	1.80	5.80		9.40 (2.6 - 11.6)	2.170 (0.530 - 3.310)	9.53	99
22 + 25 + 25	2.72	3.09	3.09		8.90 (2.6 - 11.3)	2.010 (0.530 - 3.300)	8.83	99
22 + 25 + 35	2.50	2.84	3.97		9.30 (2.6 - 11.6)	2.140 (0.530 - 3.410)	9.40	99
22 + 25 + 42	2.32	2.64	4.44		9.40 (2.6 - 11.6)	2.170 (0.530 - 3.360)	9.53	99
22 + 25 + 50	2.13	2.42	4.85		9.40 (2.6 - 11.6)	2.170 (0.530 - 3.320)	9.53	99
22 + 25 + 60	1.93	2.20	5.27		9.40 (2.6 - 11.6)	2.170 (0.530 - 3.310)	9.53	99
22 + 25 + 71	1.75	1.99	5.66		9.40 (2.6 - 11.6)	2.170 (0.530 - 3.310)	9.53	99
22 + 35 + 35	2.25	3.58	3.58		9.40 (2.6 - 11.6)	2.170 (0.530 - 3.400)	9.53	99
22 + 35 + 42	2.09	3.32	3.99		9.40 (2.6 - 11.6)	2.170 (0.530 - 3.350)	9.53	99
22 + 35 + 50	1.93	3.07	4.39		9.40 (2.6 - 11.6)	2.170 (0.530 - 3.310)	9.53	99
22 + 35 + 60	1.77	2.81	4.82		9.40 (2.6 - 11.6)	2.170 (0.530 - 3.310)	9.53	99
22 + 35 + 71	1.62	2.57	5.21		9.40 (2.6 - 11.6)	2.170 (0.530 - 3.310)	9.53	99
22 + 42 + 42	1.95	3.72	3.72		9.40 (2.6 - 11.6)	2.170 (0.530 - 3.300)	9.53	99
22 + 42 + 50	1.81	3.46	4.12		9.40 (2.6 - 11.6)	2.170 (0.530 - 3.270)	9.53	99
22 + 42 + 60	1.67	3.18	4.55		9.40 (2.6 - 11.6)	2.170 (0.530 - 3.270)	9.53	99
22 + 42 + 71	1.53	2.92	4.94		9.40 (2.6 - 11.6)	2.170 (0.530 - 3.270)	9.53	99
22 + 50 + 50	1.70	3.85	3.85		9.40 (2.6 - 11.6)	2.170 (0.530 - 3.240)	9.53	99
22 + 50 + 60	1.57	3.56	4.27		9.40 (2.6 - 11.6)	2.170 (0.530 - 3.240)	9.53	99
22 + 50 + 71	1.45	3.29	4.67		9.40 (2.6 - 11.6)	2.170 (0.530 - 3.240)	9.53	99
25 + 25 + 25	3.00	3.00	3.00		9.00 (2.6 - 11.6)	2.040 (0.530 - 3.420)	8.96	99
25 + 25 + 35	2.76	2.76	3.87		9.40 (2.6 - 11.6)	2.170 (0.530 - 3.410)	9.53	99
25 + 25 + 42	2.55	2.55	4.29		9.40 (2.6 - 11.6)	2.170 (0.530 - 3.360)	9.53	99
25 + 25 + 50	2.35	2.35	4.70		9.40 (2.6 - 11.6)	2.170 (0.530 - 3.320)	9.53	99
25 + 25 + 60	2.14	2.14	5.13		9.40 (2.6 - 11.6)	2.170 (0.530 - 3.310)	9.53	99
25 + 25 + 71	1.94	1.94	5.52		9.40 (2.6 - 11.6)	2.170 (0.530 - 3.310)	9.53	99
25 + 35 + 35	2.47	3.46	3.46		9.40 (2.6 - 11.6)	2.170 (0.530 - 3.390)	9.53	99
25 + 35 + 42	2.30	3.23	3.87		9.40 (2.6 - 11.6)	2.170 (0.530 - 3.340)	9.53	99
25 + 35 + 50	2.14	2.99	4.27		9.40 (2.6 - 11.6)	2.170 (0.530 - 3.310)	9.53	99
25 + 35 + 60	1.96	2.74	4.70		9.40 (2.6 - 11.6)	2.170 (0.530 - 3.310)	9.53	99
25 + 35 + 71	1.79	2.51	5.09		9.40 (2.6 - 11.6)	2.170 (0.530 - 3.310)	9.53	99
25 + 42 + 42	2.16	3.62	3.62		9.40 (2.6 - 11.6)	2.170 (0.530 - 3.300)	9.53	99
25 + 42 + 50	2.01	3.37	4.02		9.40 (2.6 - 11.6)	2.170 (0.530 - 3.270)	9.53	99
25 + 42 + 60	1.85	3.11	4.44		9.40 (2.6 - 11.6)	2.170 (0.530 - 3.270)	9.53	99
25 + 42 + 71	1.70	2.86	4.84		9.40 (2.6 - 11.6)	2.170 (0.530 - 3.270)	9.53	99
25 + 50 + 50	1.88	3.76	3.76		9.40 (2.6 - 11.6)	2.170 (0.530 - 3.240)	9.53	99
25 + 50 + 60	1.74	3.48	4.18		9.40 (2.6 - 11.6)	2.170 (0.530 - 3.240)	9.53	99
35 + 35 + 35	3.13	3.13	3.13		9.40 (2.6 - 11.6)	2.170 (0.530 - 3.380)	9.53	99
35 + 35 + 42	2.94	2.94	3.53		9.40 (2.6 - 11.6)	2.170 (0.530 - 3.340)	9.53	99
35 + 35 + 50	2.74	2.74	3.92		9.40 (2.6 - 11.6)	2.170 (0.530 - 3.310)	9.53	99
35 + 35 + 60	2.53	2.53	4.34		9.40 (2.6 - 11.6)	2.170 (0.530 - 3.310)	9.53	99

MXZ-4C80VA

Note: Electrical data is for outdoor unit only.

Indoor Units Combination	Heating Capacity (kW)					Outdoor Unit Power Consumption (kW)	Current (A)	Power Factor (%)
	Unit A	Unit B	Unit C	Unit D	Total			
35 + 35 + 71	2.33	2.33	4.73		9.40 (2.6 - 11.6)	2.170 (0.530 - 3.310)	9.53	99
35 + 42 + 42	2.76	3.32	3.32		9.40 (2.6 - 11.6)	2.170 (0.530 - 3.300)	9.53	99
35 + 42 + 50	2.59	3.11	3.70		9.40 (2.6 - 11.6)	2.170 (0.530 - 3.270)	9.53	99
35 + 42 + 60	2.40	2.88	4.12		9.40 (2.6 - 11.6)	2.170 (0.530 - 3.270)	9.53	99
35 + 50 + 50	2.44	3.48	3.48		9.40 (2.6 - 11.6)	2.170 (0.530 - 3.240)	9.53	99
35 + 50 + 60	2.27	3.24	3.89		9.40 (2.6 - 11.6)	2.170 (0.530 - 3.240)	9.53	99
22 + 22 + 22 + 22	2.35	2.35	2.35	2.35	9.40 (3.4 - 11.6)	2.010 (0.590 - 3.420)	8.83	99
22 + 22 + 22 + 25	2.27	2.27	2.27	2.58	9.40 (3.4 - 11.6)	2.000 (0.590 - 3.410)	8.78	99
22 + 22 + 22 + 35	2.05	2.05	2.05	3.26	9.40 (3.4 - 11.6)	1.950 (0.590 - 3.390)	8.56	99
22 + 22 + 22 + 42	1.91	1.91	1.91	3.66	9.40 (3.4 - 11.6)	1.930 (0.590 - 3.320)	8.48	99
22 + 22 + 22 + 50	1.78	1.78	1.78	4.05	9.40 (3.4 - 11.6)	1.910 (0.590 - 3.300)	8.39	99
22 + 22 + 22 + 60	1.64	1.64	1.64	4.48	9.40 (3.4 - 11.6)	1.880 (0.590 - 3.260)	8.26	99
22 + 22 + 22 + 71	1.51	1.51	1.51	4.87	9.40 (3.4 - 11.6)	1.850 (0.590 - 3.210)	8.12	99
22 + 22 + 25 + 25	2.20	2.20	2.50	2.50	9.40 (3.4 - 11.6)	1.980 (0.590 - 3.410)	8.70	99
22 + 22 + 25 + 35	1.99	1.99	2.26	3.16	9.40 (3.4 - 11.6)	1.950 (0.590 - 3.370)	8.56	99
22 + 22 + 25 + 42	1.86	1.86	2.12	3.56	9.40 (3.4 - 11.6)	1.920 (0.590 - 3.310)	8.43	99
22 + 22 + 25 + 50	1.74	1.74	1.97	3.95	9.40 (3.4 - 11.6)	1.910 (0.590 - 3.280)	8.39	99
22 + 22 + 25 + 60	1.60	1.60	1.82	4.37	9.40 (3.4 - 11.6)	1.880 (0.590 - 3.240)	8.26	99
22 + 22 + 25 + 71	1.48	1.48	1.68	4.77	9.40 (3.4 - 11.6)	1.850 (0.590 - 3.200)	8.12	99
22 + 22 + 35 + 35	1.81	1.81	2.89	2.89	9.40 (3.4 - 11.6)	1.940 (0.590 - 3.330)	8.52	99
22 + 22 + 35 + 42	1.71	1.71	2.72	3.26	9.40 (3.4 - 11.6)	1.920 (0.590 - 3.270)	8.43	99
22 + 22 + 35 + 50	1.60	1.60	2.55	3.64	9.40 (3.4 - 11.6)	1.910 (0.590 - 3.240)	8.39	99
22 + 22 + 35 + 60	1.49	1.49	2.37	4.06	9.40 (3.4 - 11.6)	1.870 (0.590 - 3.200)	8.21	99
22 + 22 + 42 + 42	1.62	1.62	3.08	3.08	9.40 (3.4 - 11.6)	1.900 (0.590 - 3.200)	8.34	99
22 + 22 + 42 + 50	1.52	1.52	2.90	3.46	9.40 (3.4 - 11.6)	1.880 (0.590 - 3.180)	8.26	99
22 + 22 + 50 + 50	1.44	1.44	3.26	3.26	9.40 (3.4 - 11.6)	1.870 (0.590 - 3.170)	8.21	99
22 + 25 + 25 + 25	2.13	2.42	2.42	2.42	9.40 (3.4 - 11.6)	1.970 (0.590 - 3.400)	8.65	99
22 + 25 + 25 + 35	1.93	2.20	2.20	3.07	9.40 (3.4 - 11.6)	1.950 (0.590 - 3.360)	8.56	99
22 + 25 + 25 + 42	1.81	2.06	2.06	3.46	9.40 (3.4 - 11.6)	1.920 (0.590 - 3.290)	8.43	99
22 + 25 + 25 + 50	1.70	1.93	1.93	3.85	9.40 (3.4 - 11.6)	1.910 (0.590 - 3.270)	8.39	99
22 + 25 + 25 + 60	1.57	1.78	1.78	4.27	9.40 (3.4 - 11.6)	1.870 (0.590 - 3.230)	8.21	99
22 + 25 + 35 + 35	1.77	2.01	2.81	2.81	9.40 (3.4 - 11.6)	1.940 (0.590 - 3.320)	8.52	99
22 + 25 + 35 + 42	1.67	1.90	2.65	3.18	9.40 (3.4 - 11.6)	1.920 (0.590 - 3.250)	8.43	99
22 + 25 + 35 + 50	1.57	1.78	2.49	3.56	9.40 (3.4 - 11.6)	1.900 (0.590 - 3.230)	8.34	99
22 + 25 + 35 + 60	1.46	1.65	2.32	3.97	9.40 (3.4 - 11.6)	1.870 (0.590 - 3.200)	8.21	99
22 + 35 + 35 + 35	1.63	2.59	2.59	2.59	9.40 (3.4 - 11.6)	1.940 (0.590 - 3.280)	8.52	99
22 + 35 + 35 + 42	1.54	2.46	2.46	2.95	9.40 (3.4 - 11.6)	1.910 (0.590 - 3.210)	8.39	99
22 + 35 + 35 + 50	1.46	2.32	2.32	3.31	9.40 (3.4 - 11.6)	1.900 (0.590 - 3.200)	8.34	99
22 + 35 + 42 + 42	1.47	2.33	2.80	2.80	9.40 (3.4 - 11.6)	1.890 (0.590 - 3.150)	8.30	99
25 + 25 + 25 + 25	2.35	2.35	2.35	2.35	9.40 (3.4 - 11.6)	1.950 (0.590 - 3.390)	8.56	99
25 + 25 + 25 + 35	2.14	2.14	2.14	2.99	9.40 (3.4 - 11.6)	1.950 (0.590 - 3.350)	8.56	99
25 + 25 + 25 + 42	2.01	2.01	2.01	3.37	9.40 (3.4 - 11.6)	1.920 (0.590 - 3.280)	8.43	99
25 + 25 + 25 + 50	1.88	1.88	1.88	3.76	9.40 (3.4 - 11.6)	1.910 (0.590 - 3.260)	8.39	99
25 + 25 + 25 + 60	1.74	1.74	1.74	4.18	9.40 (3.4 - 11.6)	1.870 (0.590 - 3.220)	8.21	99
25 + 25 + 35 + 35	1.96	1.96	2.74	2.74	9.40 (3.4 - 11.6)	1.940 (0.590 - 3.310)	8.52	99
25 + 25 + 35 + 42	1.85	1.85	2.59	3.11	9.40 (3.4 - 11.6)	1.920 (0.590 - 3.240)	8.43	99
25 + 25 + 35 + 50	1.74	1.74	2.44	3.48	9.40 (3.4 - 11.6)	1.900 (0.590 - 3.220)	8.34	99
25 + 35 + 35 + 35	1.81	2.53	2.53	2.53	9.40 (3.4 - 11.6)	1.940 (0.590 - 3.270)	8.52	99
25 + 35 + 35 + 42	1.72	2.40	2.40	2.88	9.40 (3.4 - 11.6)	1.910 (0.590 - 3.200)	8.39	99
35 + 35 + 35 + 35	2.35	2.35	2.35	2.35	9.40 (3.4 - 11.6)	1.930 (0.590 - 3.230)	8.48	99

Combination Table

MXZ-5C100VA

Note: Electrical data is for outdoor unit only.

Indoor Units Combination	Cooling Capacity (kW)					Outdoor Unit Power Consumption (kW)	Current (A)	Power Factor (%)	
	Unit A	Unit B	Unit C	Unit D	Unit E				Total
22	2.20					2.20 (1.4 - 3.0)	0.680 (0.400 - 0.920)	2.99	99
25	2.50					2.50 (1.4 - 3.3)	0.760 (0.400 - 1.010)	3.34	99
35	3.50					3.50 (1.5 - 4.3)	1.030 (0.400 - 1.290)	4.52	99
42	4.20					4.20 (1.6 - 5.0)	1.230 (0.410 - 1.460)	5.40	99
50	5.00					5.00 (1.6 - 5.6)	1.440 (0.420 - 1.630)	6.32	99
60	6.00					6.00 (1.6 - 6.6)	1.880 (0.400 - 2.130)	8.26	99
71	7.10					7.10 (1.7 - 7.4)	2.340 (0.410 - 2.710)	10.28	99
22 + 22	2.20	2.20				4.40 (2.0 - 5.6)	1.130 (0.600 - 1.600)	4.96	99
22 + 25	2.20	2.50				4.70 (2.0 - 5.9)	1.240 (0.600 - 1.800)	5.45	99
22 + 35	2.20	3.50				5.70 (2.0 - 6.8)	1.620 (0.580 - 2.340)	7.11	99
22 + 42	2.20	4.20				6.40 (2.0 - 7.5)	1.850 (0.580 - 2.530)	8.12	99
22 + 50	2.17	4.93				7.10 (2.0 - 8.1)	2.150 (0.580 - 2.620)	9.44	99
22 + 60	2.07	5.63				7.70 (2.0 - 8.7)	2.480 (0.580 - 3.160)	10.89	99
22 + 71	1.92	6.18				8.10 (2.0 - 9.0)	2.670 (0.590 - 3.370)	11.73	99
25 + 25	2.50	2.50				5.00 (2.0 - 6.2)	1.350 (0.580 - 1.950)	5.93	99
25 + 35	2.50	3.50				6.00 (2.0 - 7.1)	1.740 (0.580 - 2.540)	7.64	99
25 + 42	2.50	4.20				6.70 (2.0 - 7.7)	1.970 (0.580 - 2.540)	8.65	99
25 + 50	2.43	4.87				7.30 (2.0 - 8.3)	2.260 (0.580 - 2.800)	9.93	99
25 + 60	2.29	5.51				7.80 (2.0 - 8.8)	2.530 (0.590 - 3.250)	11.11	99
25 + 71	2.14	6.06				8.20 (2.0 - 9.0)	2.710 (0.590 - 3.370)	11.90	99
35 + 35	3.50	3.50				7.00 (2.0 - 8.0)	2.140 (0.580 - 2.550)	9.40	99
35 + 42	3.36	4.04				7.40 (2.0 - 8.4)	2.310 (0.580 - 2.910)	10.14	99
35 + 50	3.21	4.59				7.80 (2.0 - 8.8)	2.530 (0.590 - 3.260)	11.11	99
35 + 60	2.98	5.12				8.10 (2.0 - 9.0)	2.670 (0.590 - 3.380)	11.73	99
35 + 71	2.81	5.69				8.50 (2.1 - 9.2)	2.780 (0.580 - 3.500)	12.21	99
42 + 42	3.90	3.90				7.80 (2.0 - 8.8)	2.580 (0.590 - 3.280)	11.33	99
42 + 50	3.70	4.40				8.10 (2.0 - 9.0)	2.620 (0.590 - 3.380)	11.51	99
42 + 60	3.46	4.94				8.40 (2.1 - 9.1)	2.720 (0.590 - 3.440)	11.95	99
42 + 71	3.23	5.47				8.70 (2.1 - 9.2)	2.750 (0.560 - 3.490)	12.08	99
50 + 50	4.15	4.15				8.30 (2.1 - 9.1)	2.810 (0.590 - 3.480)	12.34	99
50 + 60	3.91	4.69				8.60 (2.1 - 9.2)	2.740 (0.570 - 3.490)	12.03	99
50 + 71	3.68	5.22				8.90 (2.1 - 9.3)	2.770 (0.550 - 3.540)	12.17	99
60 + 60	4.45	4.45				8.90 (2.1 - 9.3)	2.870 (0.550 - 3.600)	12.60	99
60 + 71	4.12	4.88				9.00 (2.1 - 9.4)	2.730 (0.550 - 3.580)	11.99	99
71 + 71	4.55	4.55				9.10 (2.1 - 9.5)	2.690 (0.550 - 3.620)	11.81	99
22 + 22 + 22	2.20	2.20	2.20			6.60 (2.9 - 8.1)	1.620 (0.690 - 2.410)	7.11	99
22 + 22 + 25	2.20	2.20	2.50			6.90 (2.9 - 8.4)	1.740 (0.690 - 2.610)	7.64	99
22 + 22 + 35	2.12	2.12	3.37			7.60 (2.9 - 9.0)	2.030 (0.690 - 3.010)	8.92	99
22 + 22 + 42	2.02	2.02	3.86			7.90 (2.9 - 9.1)	2.150 (0.700 - 3.010)	9.44	99
22 + 22 + 50	1.92	1.92	4.36			8.20 (2.9 - 9.3)	2.290 (0.710 - 3.010)	10.06	99
22 + 22 + 60	1.82	1.82	4.96			8.60 (2.9 - 9.4)	2.450 (0.720 - 3.000)	10.76	99
22 + 22 + 71	1.68	1.68	5.43			8.80 (2.9 - 9.7)	2.540 (0.710 - 3.050)	11.16	99
22 + 25 + 25	2.20	2.50	2.50			7.20 (2.9 - 8.7)	1.860 (0.690 - 2.810)	8.17	99
22 + 25 + 35	2.09	2.38	3.33			7.80 (2.9 - 9.1)	2.120 (0.700 - 3.020)	9.31	99
22 + 25 + 42	1.98	2.25	3.78			8.00 (2.9 - 9.2)	2.200 (0.700 - 3.010)	9.66	99
22 + 25 + 50	1.88	2.14	4.28			8.30 (2.9 - 9.3)	2.340 (0.710 - 3.010)	10.28	99
22 + 25 + 60	1.77	2.01	4.82			8.60 (2.9 - 9.4)	2.450 (0.720 - 3.000)	10.76	99
22 + 25 + 71	1.64	1.86	5.29			8.80 (2.9 - 9.7)	2.540 (0.700 - 3.050)	11.16	99
22 + 35 + 35	1.94	3.08	3.08			8.10 (2.9 - 9.2)	2.270 (0.710 - 3.020)	9.97	99
22 + 35 + 42	1.87	2.97	3.56			8.40 (2.9 - 9.3)	2.390 (0.710 - 3.020)	10.50	99
22 + 35 + 50	1.77	2.81	4.02			8.60 (2.9 - 9.4)	2.480 (0.720 - 3.010)	10.89	99
22 + 35 + 60	1.65	2.63	4.51			8.80 (2.9 - 9.7)	2.560 (0.700 - 3.060)	11.24	99
22 + 35 + 71	1.55	2.46	4.99			9.00 (2.9 - 9.9)	2.650 (0.690 - 3.090)	11.64	99
22 + 42 + 42	1.78	3.41	3.41			8.60 (2.9 - 9.4)	2.470 (0.720 - 3.010)	10.85	99
22 + 42 + 50	1.70	3.24	3.86			8.80 (2.9 - 9.7)	2.570 (0.710 - 3.060)	11.29	99
22 + 42 + 60	1.60	3.05	4.35			9.00 (2.9 - 9.9)	2.650 (0.690 - 3.090)	11.64	99
22 + 42 + 71	1.50	2.86	4.84			9.20 (2.9 - 10.4)	2.660 (0.680 - 3.250)	11.68	99
22 + 50 + 50	1.60	3.65	3.65			8.90 (2.9 - 9.8)	2.620 (0.700 - 3.070)	11.51	99
22 + 50 + 60	1.52	3.45	4.14			9.10 (2.9 - 10.1)	2.660 (0.680 - 3.150)	11.68	99
22 + 50 + 71	1.43	3.25	4.62			9.30 (2.9 - 10.6)	2.670 (0.670 - 3.300)	11.73	99
22 + 60 + 60	1.44	3.93	3.93			9.30 (2.9 - 10.6)	2.660 (0.670 - 3.300)	11.68	99
22 + 60 + 71	1.35	3.69	4.36			9.40 (2.9 - 10.8)	2.650 (0.660 - 3.360)	11.64	99
25 + 25 + 25	2.50	2.50	2.50			7.50 (2.9 - 9.0)	1.980 (0.690 - 3.010)	8.70	99
25 + 25 + 35	2.32	2.32	3.25			7.90 (2.9 - 9.1)	2.170 (0.700 - 3.020)	9.53	99
25 + 25 + 42	2.20	2.20	3.70			8.10 (2.9 - 9.2)	2.250 (0.710 - 3.010)	9.88	99
25 + 25 + 50	2.10	2.10	4.20			8.40 (2.9 - 9.3)	2.380 (0.720 - 3.010)	10.45	99
25 + 25 + 60	1.98	1.98	4.75			8.70 (2.9 - 9.5)	2.510 (0.710 - 3.020)	11.02	99
25 + 25 + 71	1.84	1.84	5.22			8.90 (2.9 - 9.8)	2.600 (0.700 - 3.070)	11.42	99
25 + 35 + 35	2.16	3.02	3.02			8.20 (2.9 - 9.3)	2.320 (0.710 - 3.030)	10.19	99
25 + 35 + 42	2.08	2.92	3.50			8.50 (2.9 - 9.4)	2.440 (0.720 - 3.020)	10.72	99
25 + 35 + 50	1.98	2.77	3.95			8.70 (2.9 - 9.5)	2.540 (0.710 - 3.030)	11.16	99
25 + 35 + 60	1.85	2.60	4.45			8.90 (2.9 - 9.8)	2.620 (0.700 - 3.080)	11.51	99
25 + 35 + 71	1.74	2.43	4.93			9.10 (2.9 - 10.1)	2.670 (0.680 - 3.160)	11.73	99
25 + 42 + 42	2.00	3.35	3.35			8.70 (2.9 - 9.5)	2.530 (0.710 - 3.030)	11.11	99
25 + 42 + 50	1.88	3.16	3.76			8.80 (2.9 - 9.7)	2.570 (0.700 - 3.060)	11.29	99
25 + 42 + 60	1.77	2.98	4.25			9.00 (2.9 - 9.9)	2.650 (0.690 - 3.090)	11.64	99
25 + 42 + 71	1.67	2.80	4.73			9.20 (2.9 - 10.4)	2.660 (0.680 - 3.250)	11.68	99
25 + 50 + 50	1.80	3.60	3.60			9.00 (2.9 - 9.9)	2.670 (0.690 - 3.090)	11.73	99
25 + 50 + 60	1.70	3.41	4.09			9.20 (2.9 - 10.4)	2.670 (0.680 - 3.250)	11.73	99
25 + 50 + 71	1.59	3.18	4.52			9.30 (2.9 - 10.6)	2.670 (0.670 - 3.300)	11.73	99

Indoor Units Combination	Cooling Capacity (kW)					Total	Outdoor Unit Power Consumption (kW)	Current (A)	Power Factor (%)
	Unit A	Unit B	Unit C	Unit D	Unit E				
25 + 60 + 60	1.60	3.85	3.85			9.30 (2.9 - 10.6)	2.660 (0.670 - 3.300)	11.68	99
25 + 60 + 71	1.51	3.62	4.28			9.40 (2.9 - 10.8)	2.650 (0.660 - 3.360)	11.64	99
35 + 35 + 35	2.87	2.87	2.87			8.60 (2.9 - 9.4)	2.510 (0.720 - 3.030)	11.02	99
35 + 35 + 42	2.72	2.72	3.26			8.70 (2.9 - 9.5)	2.550 (0.710 - 3.040)	11.20	99
35 + 35 + 50	2.60	2.60	3.71			8.90 (2.9 - 9.8)	2.650 (0.700 - 3.090)	11.64	99
35 + 35 + 60	2.45	2.45	4.20			9.10 (2.9 - 10.1)	2.690 (0.690 - 3.170)	11.81	99
35 + 35 + 71	2.31	2.31	4.68			9.30 (2.9 - 10.6)	2.690 (0.670 - 3.320)	11.86	99
35 + 42 + 42	2.62	3.14	3.14			8.90 (2.9 - 9.8)	2.640 (0.700 - 3.090)	11.59	99
35 + 42 + 50	2.48	2.98	3.54			9.00 (2.9 - 9.9)	2.680 (0.690 - 3.100)	11.77	99
35 + 42 + 60	2.35	2.82	4.03			9.20 (2.9 - 10.4)	2.680 (0.680 - 3.260)	11.77	99
35 + 42 + 71	2.22	2.67	4.51			9.40 (2.9 - 10.8)	2.690 (0.660 - 3.380)	11.81	99
35 + 50 + 50	2.39	3.41	3.41			9.20 (2.9 - 10.4)	2.700 (0.680 - 3.260)	11.86	99
35 + 50 + 60	2.24	3.21	3.85			9.30 (2.9 - 10.6)	2.690 (0.670 - 3.310)	11.81	99
35 + 50 + 71	2.11	3.01	4.28			9.40 (2.9 - 10.8)	2.680 (0.660 - 3.370)	11.77	99
35 + 60 + 60	2.12	3.64	3.64			9.40 (2.9 - 10.8)	2.670 (0.660 - 3.370)	11.73	99
35 + 60 + 71	1.98	3.40	4.02			9.40 (2.9 - 10.8)	2.650 (0.660 - 3.360)	11.64	99
42 + 42 + 42	3.00	3.00	3.00			9.00 (2.9 - 9.9)	2.730 (0.690 - 3.130)	11.99	99
42 + 42 + 50	2.85	2.85	3.40			9.10 (2.9 - 10.1)	2.680 (0.680 - 3.160)	11.77	99
42 + 42 + 60	2.71	2.71	3.88			9.30 (2.9 - 10.6)	2.680 (0.670 - 3.310)	11.77	99
42 + 42 + 71	2.55	2.55	4.31			9.40 (2.9 - 10.8)	2.670 (0.660 - 3.370)	11.73	99
42 + 50 + 50	2.75	3.27	3.27			9.30 (2.9 - 10.6)	2.700 (0.670 - 3.310)	11.86	99
42 + 50 + 60	2.60	3.09	3.71			9.40 (2.9 - 10.8)	2.680 (0.660 - 3.370)	11.77	99
42 + 50 + 71	2.42	2.88	4.09			9.40 (2.9 - 10.8)	2.660 (0.660 - 3.360)	11.68	99
42 + 60 + 60	2.44	3.48	3.48			9.40 (2.9 - 10.8)	2.650 (0.660 - 3.360)	11.64	99
50 + 50 + 50	3.13	3.13	3.13			9.40 (2.9 - 10.8)	2.790 (0.660 - 3.430)	12.25	99
50 + 50 + 60	2.94	2.94	3.53			9.40 (2.9 - 10.8)	2.670 (0.660 - 3.360)	11.73	99
50 + 50 + 71	2.75	2.75	3.90			9.40 (2.9 - 10.8)	2.650 (0.660 - 3.350)	11.64	99
22 + 22 + 22 + 22	2.00	2.00	2.00	2.00		8.00 (3.7 - 9.2)	1.845 (0.810 - 2.425)	8.10	99
22 + 22 + 22 + 25	1.98	1.98	1.98	2.25		8.20 (3.7 - 9.4)	1.925 (0.810 - 2.510)	8.45	99
22 + 22 + 22 + 35	1.87	1.87	1.87	2.98		8.60 (3.7 - 9.9)	2.090 (0.810 - 2.725)	9.18	99
22 + 22 + 22 + 42	1.79	1.79	1.79	3.42		8.80 (3.7 - 10.1)	2.125 (0.810 - 2.745)	9.33	99
22 + 22 + 22 + 50	1.69	1.69	1.69	3.84		8.90 (3.7 - 10.1)	2.145 (0.810 - 2.735)	9.42	99
22 + 22 + 22 + 60	1.59	1.59	1.59	4.33		9.10 (3.7 - 10.3)	2.170 (0.810 - 2.760)	9.53	99
22 + 22 + 22 + 71	1.49	1.49	1.49	4.82		9.30 (3.7 - 10.4)	2.205 (0.810 - 2.765)	9.68	99
22 + 22 + 25 + 25	1.94	1.94	2.21	2.21		8.30 (3.7 - 9.6)	1.970 (0.810 - 2.595)	8.65	99
22 + 22 + 25 + 35	1.84	1.84	2.09	2.93		8.70 (3.7 - 10.0)	2.120 (0.810 - 2.740)	9.31	99
22 + 22 + 25 + 42	1.74	1.74	1.98	3.33		8.80 (3.7 - 10.1)	2.125 (0.810 - 2.745)	9.33	99
22 + 22 + 25 + 50	1.66	1.66	1.89	3.78		9.00 (3.7 - 10.2)	2.175 (0.810 - 2.755)	9.55	99
22 + 22 + 25 + 60	1.57	1.57	1.78	4.28		9.20 (3.7 - 10.4)	2.200 (0.810 - 2.775)	9.66	99
22 + 22 + 25 + 71	1.48	1.48	1.68	4.77		9.40 (3.7 - 10.5)	2.235 (0.810 - 2.780)	9.82	99
22 + 22 + 35 + 35	1.72	1.72	2.73	2.73		8.90 (3.7 - 10.1)	2.175 (0.810 - 2.755)	9.55	99
22 + 22 + 35 + 42	1.64	1.64	2.60	3.12		9.00 (3.7 - 10.2)	2.185 (0.810 - 2.765)	9.60	99
22 + 22 + 35 + 50	1.57	1.57	2.50	3.57		9.20 (3.7 - 10.4)	2.230 (0.810 - 2.785)	9.79	99
22 + 22 + 35 + 60	1.49	1.49	2.37	4.06		9.40 (3.7 - 10.5)	2.255 (0.810 - 2.790)	9.90	99
22 + 22 + 35 + 71	1.39	1.39	2.22	4.50		9.50 (3.7 - 10.6)	2.245 (0.800 - 2.790)	9.86	99
22 + 22 + 42 + 42	1.58	1.58	3.02	3.02		9.20 (3.7 - 10.4)	2.220 (0.810 - 2.785)	9.75	99
22 + 22 + 42 + 50	1.50	1.50	2.87	3.42		9.30 (3.7 - 10.4)	2.235 (0.810 - 2.775)	9.82	99
22 + 22 + 42 + 60	1.43	1.43	2.73	3.90		9.50 (3.7 - 10.6)	2.245 (0.800 - 2.790)	9.86	99
22 + 22 + 42 + 71	1.35	1.35	2.57	4.34		9.60 (3.7 - 10.8)	2.230 (0.790 - 2.805)	9.79	99
22 + 22 + 50 + 50	1.45	1.45	3.30	3.30		9.50 (3.7 - 10.6)	2.265 (0.800 - 2.790)	9.95	99
22 + 22 + 50 + 60	1.37	1.37	3.12	3.74		9.60 (3.7 - 10.8)	2.240 (0.790 - 2.805)	9.84	99
22 + 22 + 50 + 71	1.31	1.31	2.97	4.22		9.80 (3.7 - 11.0)	2.235 (0.770 - 2.815)	9.82	99
22 + 25 + 25 + 25	1.93	2.19	2.19	2.19		8.50 (3.7 - 9.8)	2.050 (0.810 - 2.680)	9.00	99
22 + 25 + 25 + 35	1.79	2.03	2.03	2.85		8.70 (3.7 - 10.0)	2.120 (0.810 - 2.740)	9.31	99
22 + 25 + 25 + 42	1.72	1.95	1.95	3.28		8.90 (3.7 - 10.1)	2.155 (0.810 - 2.745)	9.46	99
22 + 25 + 25 + 50	1.62	1.84	1.84	3.69		9.00 (3.7 - 10.2)	2.175 (0.810 - 2.755)	9.55	99
22 + 25 + 25 + 60	1.53	1.74	1.74	4.18		9.20 (3.7 - 10.4)	2.200 (0.810 - 2.775)	9.66	99
22 + 25 + 25 + 71	1.45	1.64	1.64	4.67		9.40 (3.7 - 10.5)	2.235 (0.810 - 2.780)	9.82	99
22 + 25 + 35 + 35	1.67	1.90	2.66	2.66		8.90 (3.7 - 10.1)	2.175 (0.810 - 2.755)	9.55	99
22 + 25 + 35 + 42	1.61	1.83	2.57	3.08		9.10 (3.7 - 10.3)	2.210 (0.810 - 2.780)	9.71	99
22 + 25 + 35 + 50	1.53	1.74	2.44	3.48		9.20 (3.7 - 10.4)	2.230 (0.810 - 2.785)	9.79	99
22 + 25 + 35 + 60	1.46	1.65	2.32	3.97		9.40 (3.7 - 10.5)	2.255 (0.810 - 2.790)	9.90	99
22 + 25 + 35 + 71	1.38	1.57	2.20	4.45		9.60 (3.7 - 10.8)	2.250 (0.790 - 2.815)	9.88	99
22 + 25 + 42 + 42	1.55	1.76	2.95	2.95		9.20 (3.7 - 10.4)	2.220 (0.810 - 2.785)	9.75	99
22 + 25 + 42 + 50	1.49	1.69	2.84	3.38		9.40 (3.7 - 10.5)	2.265 (0.810 - 2.790)	9.95	99
22 + 25 + 42 + 60	1.40	1.59	2.68	3.83		9.50 (3.7 - 10.6)	2.245 (0.800 - 2.790)	9.86	99
22 + 25 + 42 + 71	1.33	1.52	2.55	4.30		9.70 (3.7 - 10.9)	2.240 (0.780 - 2.815)	9.84	99
22 + 25 + 50 + 50	1.42	1.62	3.23	3.23		9.50 (3.7 - 10.6)	2.265 (0.800 - 2.790)	9.95	99
22 + 25 + 50 + 60	1.35	1.53	3.06	3.67		9.60 (3.7 - 10.8)	2.240 (0.790 - 2.805)	9.84	99
22 + 25 + 50 + 71	1.28	1.46	2.92	4.14		9.80 (3.7 - 11.0)	2.235 (0.770 - 2.815)	9.82	99
22 + 35 + 35 + 35	1.58	2.51	2.51	2.51		9.10 (3.7 - 10.3)	2.230 (0.810 - 2.790)	9.79	99
22 + 35 + 35 + 42	1.53	2.43	2.43	2.91		9.30 (3.7 - 10.4)	2.265 (0.810 - 2.795)	9.95	99
22 + 35 + 35 + 50	1.46	2.32	2.32	3.31		9.40 (3.7 - 10.5)	2.285 (0.810 - 2.800)	10.04	99
22 + 35 + 35 + 60	1.39	2.21	2.21	3.79		9.60 (3.7 - 10.8)	2.270 (0.790 - 2.825)	9.97	99
22 + 35 + 35 + 71	1.31	2.08	2.08	4.23		9.70 (3.7 - 10.9)	2.260 (0.780 - 2.825)	9.93	99
22 + 35 + 42 + 42	1.47	2.33	2.80	2.80		9.40 (3.7 - 10.5)	2.275 (0.810 - 2.800)	9.99	99
22 + 35 + 42 + 50	1.40	2.23	2.68	3.19		9.50 (3.7 - 10.6)	2.275 (0.800 - 2.800)	9.99	99
22 + 35 + 42 + 60	1.34	2.14	2.56	3.66		9.70 (3.7 - 10.9)	2.260 (0.780 - 2.825)	9.93	99
22 + 35 + 42 + 71	1.27	2.02	2.42	4.09		9.80 (3.7 - 11.0)	2.245 (0.770 - 2.825)	9.86	99
22 + 35 + 50 + 50	1.35	2.14	3.06	3.06		9.60 (3.7 - 10.8)	2.270 (0.790 - 2.815)	9.97	99

Indoor Units Combination	Cooling Capacity (kW)					Outdoor Unit Power Consumption (kW)	Current (A)	Power Factor (%)	
	Unit A	Unit B	Unit C	Unit D	Unit E				Total
22 + 35 + 50 + 60	1.29	2.05	2.93	3.52		9.80 (3.7 - 11.0)	2.255 (0.770 - 2.825)	9.90	99
22 + 42 + 42 + 42	1.41	2.70	2.70	2.70		9.50 (3.7 - 10.6)	2.265 (0.800 - 2.800)	9.95	99
22 + 42 + 42 + 50	1.35	2.58	2.58	3.08		9.60 (3.7 - 10.8)	2.260 (0.790 - 2.815)	9.93	99
22 + 42 + 42 + 60	1.30	2.48	2.48	3.54		9.80 (3.7 - 11.0)	2.245 (0.770 - 2.825)	9.86	99
22 + 42 + 50 + 50	1.30	2.48	2.96	2.96		9.70 (3.7 - 10.9)	2.260 (0.780 - 2.815)	9.93	99
25 + 25 + 25 + 25	2.15	2.15	2.15	2.15		8.60 (3.7 - 9.9)	2.090 (0.810 - 2.725)	9.18	99
25 + 25 + 25 + 35	2.00	2.00	2.00	2.80		8.80 (3.7 - 10.1)	2.145 (0.810 - 2.755)	9.42	99
25 + 25 + 25 + 42	1.90	1.90	1.90	3.19		8.90 (3.7 - 10.1)	2.155 (0.810 - 2.745)	9.46	99
25 + 25 + 25 + 50	1.82	1.82	1.82	3.64		9.10 (3.7 - 10.3)	2.200 (0.810 - 2.770)	9.66	99
25 + 25 + 25 + 60	1.72	1.72	1.72	4.13		9.30 (3.7 - 10.4)	2.225 (0.810 - 2.775)	9.77	99
25 + 25 + 25 + 71	1.63	1.63	1.63	4.62		9.50 (3.7 - 10.6)	2.245 (0.800 - 2.790)	9.86	99
25 + 25 + 35 + 35	1.88	1.88	2.63	2.63		9.00 (3.7 - 10.2)	2.205 (0.810 - 2.775)	9.68	99
25 + 25 + 35 + 42	1.79	1.79	2.51	3.01		9.10 (3.7 - 10.3)	2.210 (0.810 - 2.780)	9.71	99
25 + 25 + 35 + 50	1.72	1.72	2.41	3.44		9.30 (3.7 - 10.4)	2.255 (0.810 - 2.785)	9.90	99
25 + 25 + 35 + 60	1.64	1.64	2.29	3.93		9.50 (3.7 - 10.6)	2.265 (0.800 - 2.800)	9.95	99
25 + 25 + 35 + 71	1.54	1.54	2.15	4.37		9.60 (3.7 - 10.8)	2.250 (0.790 - 2.815)	9.88	99
25 + 25 + 42 + 42	1.74	1.74	2.91	2.91		9.30 (3.7 - 10.4)	2.245 (0.810 - 2.785)	9.86	99
25 + 25 + 42 + 50	1.65	1.65	2.78	3.31		9.40 (3.7 - 10.5)	2.265 (0.810 - 2.790)	9.95	99
25 + 25 + 42 + 60	1.58	1.58	2.65	3.79		9.60 (3.7 - 10.8)	2.250 (0.790 - 2.815)	9.88	99
25 + 25 + 42 + 71	1.49	1.49	2.50	4.23		9.70 (3.7 - 10.9)	2.240 (0.780 - 2.815)	9.84	99
25 + 25 + 50 + 50	1.58	1.58	3.17	3.17		9.50 (3.7 - 10.6)	2.265 (0.800 - 2.790)	9.95	99
25 + 25 + 50 + 60	1.52	1.52	3.03	3.64		9.70 (3.7 - 10.9)	2.250 (0.780 - 2.815)	9.88	99
25 + 25 + 50 + 71	1.43	1.43	2.87	4.07		9.80 (3.7 - 11.0)	2.235 (0.770 - 2.815)	9.82	99
25 + 35 + 35 + 35	1.77	2.48	2.48	2.48		9.20 (3.7 - 10.4)	2.260 (0.810 - 2.805)	9.93	99
25 + 35 + 35 + 42	1.70	2.38	2.38	2.85		9.30 (3.7 - 10.4)	2.265 (0.810 - 2.795)	9.95	99
25 + 35 + 35 + 50	1.64	2.29	2.29	3.28		9.50 (3.7 - 10.6)	2.295 (0.800 - 2.810)	10.08	99
25 + 35 + 35 + 60	1.55	2.17	2.17	3.72		9.60 (3.7 - 10.8)	2.270 (0.790 - 2.825)	9.97	99
25 + 35 + 35 + 71	1.48	2.07	2.07	4.19		9.80 (3.7 - 11.0)	2.265 (0.770 - 2.835)	9.95	99
25 + 35 + 42 + 42	1.65	2.31	2.77	2.77		9.50 (3.7 - 10.6)	2.285 (0.800 - 2.810)	10.04	99
25 + 35 + 42 + 50	1.58	2.21	2.65	3.16		9.60 (3.7 - 10.8)	2.280 (0.790 - 2.825)	10.01	99
25 + 35 + 42 + 60	1.50	2.10	2.51	3.59		9.70 (3.7 - 10.9)	2.260 (0.780 - 2.825)	9.93	99
25 + 42 + 42 + 42	1.59	2.67	2.67	2.67		9.60 (3.7 - 10.8)	2.270 (0.790 - 2.825)	9.97	99
25 + 42 + 42 + 50	1.53	2.56	2.56	3.05		9.70 (3.7 - 10.9)	2.270 (0.780 - 2.825)	9.97	99
25 + 42 + 42 + 60	1.45	2.44	2.44	3.48		9.80 (3.7 - 11.0)	2.245 (0.770 - 2.825)	9.86	99
25 + 42 + 50 + 50	1.47	2.46	2.93	2.93		9.80 (3.7 - 11.0)	2.265 (0.770 - 2.825)	9.95	99
35 + 35 + 35 + 35	2.35	2.35	2.35	2.35		9.40 (3.7 - 10.5)	2.315 (0.810 - 2.820)	10.17	99
35 + 35 + 35 + 42	2.26	2.26	2.26	2.71		9.50 (3.7 - 10.6)	2.305 (0.800 - 2.820)	10.12	99
35 + 35 + 35 + 50	2.17	2.17	2.17	3.10		9.60 (3.7 - 10.8)	2.300 (0.790 - 2.835)	10.10	99
35 + 35 + 35 + 60	2.08	2.08	2.08	3.56		9.80 (3.7 - 11.0)	2.285 (0.770 - 2.845)	10.04	99
35 + 35 + 42 + 42	2.18	2.18	2.62	2.62		9.60 (3.7 - 10.8)	2.290 (0.790 - 2.835)	10.06	99
35 + 35 + 42 + 50	2.10	2.10	2.51	2.99		9.70 (3.7 - 10.9)	2.290 (0.780 - 2.835)	10.06	99
35 + 42 + 42 + 42	2.11	2.53	2.53	2.53		9.70 (3.7 - 10.9)	2.280 (0.780 - 2.835)	10.01	99
35 + 42 + 42 + 50	2.03	2.44	2.44	2.90		9.80 (3.7 - 11.0)	2.275 (0.770 - 2.835)	9.99	99
42 + 42 + 42 + 42	2.45	2.45	2.45	2.45		9.80 (3.7 - 11.0)	2.345 (0.770 - 2.875)	10.30	99
22 + 22 + 22 + 22 + 22	2.00	2.00	2.00	2.00	2.00	10.00 (3.9 - 11.0)	2.800 (0.780 - 3.425)	12.30	99
22 + 22 + 22 + 22 + 25	1.95	1.95	1.95	1.95	2.21	10.00 (3.9 - 11.0)	2.800 (0.780 - 3.425)	12.30	99
22 + 22 + 22 + 22 + 35	1.79	1.79	1.79	1.79	2.85	10.00 (3.9 - 11.0)	2.800 (0.780 - 3.425)	12.30	99
22 + 22 + 22 + 22 + 42	1.69	1.69	1.69	1.69	3.23	10.00 (3.9 - 11.0)	2.780 (0.780 - 3.415)	12.21	99
22 + 22 + 22 + 22 + 50	1.59	1.59	1.59	1.59	3.62	10.00 (3.9 - 11.0)	2.770 (0.780 - 3.405)	12.17	99
22 + 22 + 22 + 22 + 60	1.49	1.49	1.49	1.49	4.05	10.00 (3.9 - 11.0)	2.740 (0.780 - 3.395)	12.03	99
22 + 22 + 22 + 22 + 71	1.38	1.38	1.38	1.38	4.47	10.00 (3.9 - 11.0)	2.720 (0.780 - 3.385)	11.95	99
22 + 22 + 22 + 25 + 25	1.90	1.90	1.90	2.16	2.16	10.00 (3.9 - 11.0)	2.800 (0.780 - 3.425)	12.30	99
22 + 22 + 22 + 25 + 35	1.75	1.75	1.75	1.98	2.78	10.00 (3.9 - 11.0)	2.800 (0.780 - 3.425)	12.30	99
22 + 22 + 22 + 25 + 42	1.65	1.65	1.65	1.88	3.16	10.00 (3.9 - 11.0)	2.780 (0.780 - 3.415)	12.21	99
22 + 22 + 22 + 25 + 50	1.56	1.56	1.56	1.77	3.55	10.00 (3.9 - 11.0)	2.770 (0.780 - 3.405)	12.17	99
22 + 22 + 22 + 25 + 60	1.46	1.46	1.46	1.66	3.97	10.00 (3.9 - 11.0)	2.740 (0.780 - 3.395)	12.03	99
22 + 22 + 22 + 25 + 71	1.36	1.36	1.36	1.54	4.38	10.00 (3.9 - 11.0)	2.720 (0.780 - 3.385)	11.95	99
22 + 22 + 22 + 35 + 35	1.62	1.62	1.62	2.57	2.57	10.00 (3.9 - 11.0)	2.800 (0.780 - 3.425)	12.30	99
22 + 22 + 22 + 35 + 42	1.54	1.54	1.54	2.45	2.94	10.00 (3.9 - 11.0)	2.780 (0.780 - 3.415)	12.21	99
22 + 22 + 22 + 35 + 50	1.46	1.46	1.46	2.32	3.31	10.00 (3.9 - 11.0)	2.770 (0.780 - 3.405)	12.17	99
22 + 22 + 22 + 35 + 60	1.37	1.37	1.37	2.17	3.73	10.00 (3.9 - 11.0)	2.740 (0.780 - 3.395)	12.03	99
22 + 22 + 22 + 35 + 71	1.28	1.28	1.28	2.03	4.13	10.00 (3.9 - 11.0)	2.720 (0.780 - 3.385)	11.95	99
22 + 22 + 22 + 42 + 42	1.47	1.47	1.47	2.80	2.80	10.00 (3.9 - 11.0)	2.760 (0.780 - 3.405)	12.12	99
22 + 22 + 22 + 42 + 50	1.39	1.39	1.39	2.66	3.16	10.00 (3.9 - 11.0)	2.750 (0.780 - 3.395)	12.08	99
22 + 22 + 22 + 42 + 60	1.31	1.31	1.31	2.50	3.57	10.00 (3.9 - 11.0)	2.720 (0.780 - 3.385)	11.95	99
22 + 22 + 25 + 25 + 25	1.85	1.85	2.10	2.10	2.10	10.00 (3.9 - 11.0)	2.800 (0.780 - 3.425)	12.30	99
22 + 22 + 25 + 25 + 35	1.71	1.71	1.94	1.94	2.71	10.00 (3.9 - 11.0)	2.800 (0.780 - 3.425)	12.30	99
22 + 22 + 25 + 25 + 42	1.62	1.62	1.84	1.84	3.09	10.00 (3.9 - 11.0)	2.780 (0.780 - 3.415)	12.21	99
22 + 22 + 25 + 25 + 50	1.53	1.53	1.74	1.74	3.47	10.00 (3.9 - 11.0)	2.770 (0.780 - 3.405)	12.17	99
22 + 22 + 25 + 25 + 60	1.43	1.43	1.62	1.62	3.90	10.00 (3.9 - 11.0)	2.740 (0.780 - 3.395)	12.03	99
22 + 22 + 25 + 25 + 71	1.33	1.33	1.52	1.52	4.30	10.00 (3.9 - 11.0)	2.720 (0.780 - 3.385)	11.95	99
22 + 22 + 25 + 35 + 35	1.58	1.58	1.80	2.52	2.52	10.00 (3.9 - 11.0)	2.800 (0.780 - 3.425)	12.30	99
22 + 22 + 25 + 35 + 42	1.51	1.51	1.71	2.40	2.88	10.00 (3.9 - 11.0)	2.780 (0.780 - 3.415)	12.21	99
22 + 22 + 25 + 35 + 50	1.43	1.43	1.62	2.27	3.25	10.00 (3.9 - 11.0)	2.770 (0.780 - 3.405)	12.17	99
22 + 22 + 25 + 35 + 60	1.34	1.34	1.52	2.13	3.66	10.00 (3.9 - 11.0)	2.740 (0.780 - 3.395)	12.03	99
22 + 22 + 25 + 42 + 42	1.44	1.44	1.63	2.75	2.75	10.00 (3.9 - 11.0)	2.760 (0.780 - 3.405)	12.12	99
22 + 22 + 25 + 42 + 50	1.37	1.37	1.55	2.61	3.11	10.00 (3.9 - 11.0)	2.750 (0.780 - 3.395)	12.08	99
22 + 22 + 25 + 42 + 60	1.29	1.29	1.46	2.46	3.51	10.00 (3.9 - 11.0)	2.720 (0.780 - 3.385)	11.95	99
22 + 22 + 35 + 35 + 35	1.48	1.48	2.35	2.35	2.35	10.00 (3.9 - 11.0)	2.800 (0.780 - 3.425)	12.30	99
22 + 22 + 35 + 35 + 42	1.41	1.41	2.24	2.24	2.69	10.00 (3.9 - 11.0)	2.780 (0.780 - 3.415)	12.21	99

MXZ-5C100VA

Note: Electrical data is for outdoor unit only.

Indoor Units Combination	Cooling Capacity (kW)						Outdoor Unit Power Consumption (kW)	Current (A)	Power Factor (%)
	Unit A	Unit B	Unit C	Unit D	Unit E	Total			
22 + 22 + 35 + 35 + 50	1.34	1.34	2.13	2.13	3.05	10.00 (3.9 - 11.0)	2.770 (0.780 - 3.405)	12.17	99
22 + 22 + 35 + 42 + 42	1.35	1.35	2.15	2.58	2.58	10.00 (3.9 - 11.0)	2.760 (0.780 - 3.405)	12.12	99
22 + 22 + 35 + 42 + 50	1.29	1.29	2.05	2.46	2.92	10.00 (3.9 - 11.0)	2.750 (0.780 - 3.395)	12.08	99
22 + 22 + 42 + 42 + 42	1.29	1.29	2.47	2.47	2.47	10.00 (3.9 - 11.0)	2.740 (0.780 - 3.395)	12.03	99
22 + 25 + 25 + 25 + 25	1.80	2.05	2.05	2.05	2.05	10.00 (3.9 - 11.0)	2.800 (0.780 - 3.425)	12.30	99
22 + 25 + 25 + 25 + 35	1.67	1.89	1.89	1.89	2.65	10.00 (3.9 - 11.0)	2.800 (0.780 - 3.425)	12.30	99
22 + 25 + 25 + 25 + 42	1.58	1.80	1.80	1.80	3.02	10.00 (3.9 - 11.0)	2.780 (0.780 - 3.415)	12.21	99
22 + 25 + 25 + 25 + 50	1.50	1.70	1.70	1.70	3.40	10.00 (3.9 - 11.0)	2.770 (0.780 - 3.405)	12.17	99
22 + 25 + 25 + 25 + 60	1.40	1.59	1.59	1.59	3.82	10.00 (3.9 - 11.0)	2.740 (0.780 - 3.395)	12.03	99
22 + 25 + 25 + 25 + 71	1.31	1.49	1.49	1.49	4.23	10.00 (3.9 - 11.0)	2.720 (0.780 - 3.385)	11.95	99
22 + 25 + 25 + 35 + 35	1.55	1.76	1.76	2.46	2.46	10.00 (3.9 - 11.0)	2.800 (0.780 - 3.425)	12.30	99
22 + 25 + 25 + 35 + 42	1.48	1.68	1.68	2.35	2.82	10.00 (3.9 - 11.0)	2.780 (0.780 - 3.415)	12.21	99
22 + 25 + 25 + 35 + 50	1.40	1.59	1.59	2.23	3.18	10.00 (3.9 - 11.0)	2.770 (0.780 - 3.405)	12.17	99
22 + 25 + 25 + 35 + 60	1.32	1.50	1.50	2.10	3.59	10.00 (3.9 - 11.0)	2.740 (0.780 - 3.395)	12.03	99
22 + 25 + 25 + 42 + 42	1.41	1.60	1.60	2.69	2.69	10.00 (3.9 - 11.0)	2.780 (0.780 - 3.405)	12.12	99
22 + 25 + 25 + 42 + 50	1.34	1.52	1.52	2.56	3.05	10.00 (3.9 - 11.0)	2.750 (0.780 - 3.395)	12.08	99
22 + 25 + 35 + 35 + 35	1.45	1.64	2.30	2.30	2.30	10.00 (3.9 - 11.0)	2.800 (0.780 - 3.425)	12.30	99
22 + 25 + 35 + 35 + 42	1.38	1.57	2.20	2.20	2.64	10.00 (3.9 - 11.0)	2.780 (0.780 - 3.415)	12.21	99
22 + 25 + 35 + 35 + 50	1.32	1.50	2.10	2.10	2.99	10.00 (3.9 - 11.0)	2.770 (0.780 - 3.405)	12.17	99
22 + 25 + 35 + 42 + 42	1.33	1.51	2.11	2.53	2.53	10.00 (3.9 - 11.0)	2.760 (0.780 - 3.405)	12.12	99
22 + 35 + 35 + 35 + 35	1.36	2.16	2.16	2.16	2.16	10.00 (3.9 - 11.0)	2.800 (0.780 - 3.425)	12.30	99
22 + 35 + 35 + 35 + 42	1.30	2.07	2.07	2.07	2.49	10.00 (3.9 - 11.0)	2.780 (0.780 - 3.415)	12.21	99
25 + 25 + 25 + 25 + 25	2.00	2.00	2.00	2.00	2.00	10.00 (3.9 - 11.0)	2.800 (0.780 - 3.425)	12.30	99
25 + 25 + 25 + 25 + 35	1.85	1.85	1.85	1.85	2.59	10.00 (3.9 - 11.0)	2.800 (0.780 - 3.425)	12.30	99
25 + 25 + 25 + 25 + 42	1.76	1.76	1.76	1.76	2.96	10.00 (3.9 - 11.0)	2.780 (0.780 - 3.415)	12.21	99
25 + 25 + 25 + 25 + 50	1.67	1.67	1.67	1.67	3.33	10.00 (3.9 - 11.0)	2.770 (0.780 - 3.405)	12.17	99
25 + 25 + 25 + 25 + 60	1.56	1.56	1.56	1.56	3.75	10.00 (3.9 - 11.0)	2.740 (0.780 - 3.395)	12.03	99
25 + 25 + 25 + 25 + 71	1.46	1.46	1.46	1.46	4.15	10.00 (3.9 - 11.0)	2.720 (0.780 - 3.385)	11.95	99
25 + 25 + 25 + 35 + 35	1.72	1.72	1.72	2.41	2.41	10.00 (3.9 - 11.0)	2.800 (0.780 - 3.425)	12.30	99
25 + 25 + 25 + 35 + 42	1.64	1.64	1.64	2.30	2.76	10.00 (3.9 - 11.0)	2.780 (0.780 - 3.415)	12.21	99
25 + 25 + 25 + 35 + 50	1.56	1.56	1.56	2.19	3.13	10.00 (3.9 - 11.0)	2.770 (0.780 - 3.405)	12.17	99
25 + 25 + 25 + 35 + 60	1.47	1.47	1.47	2.06	3.53	10.00 (3.9 - 11.0)	2.740 (0.780 - 3.395)	12.03	99
25 + 25 + 25 + 42 + 42	1.57	1.57	1.57	2.64	2.64	10.00 (3.9 - 11.0)	2.760 (0.780 - 3.405)	12.12	99
25 + 25 + 25 + 42 + 50	1.50	1.50	1.50	2.51	2.99	10.00 (3.9 - 11.0)	2.750 (0.780 - 3.395)	12.08	99
25 + 25 + 35 + 35 + 35	1.61	1.61	2.26	2.26	2.26	10.00 (3.9 - 11.0)	2.800 (0.780 - 3.425)	12.30	99
25 + 25 + 35 + 35 + 42	1.54	1.54	2.16	2.16	2.59	10.00 (3.9 - 11.0)	2.780 (0.780 - 3.415)	12.21	99
25 + 25 + 35 + 35 + 50	1.47	1.47	2.06	2.06	2.94	10.00 (3.9 - 11.0)	2.770 (0.780 - 3.405)	12.17	99
25 + 25 + 35 + 42 + 42	1.48	1.48	2.07	2.49	2.49	10.00 (3.9 - 11.0)	2.760 (0.780 - 3.405)	12.12	99

MXZ-5C100VA

Note: Electrical data is for outdoor unit only.

Indoor Units Combination	Heating Capacity (kW)					Outdoor Unit Power Consumption (kW)	Current (A)	Power Factor (%)
	Unit A	Unit B	Unit C	Unit D	Unit E			
22	3.30					3.30 (1.2 - 4.2)	0.890 (0.340 - 1.590)	3.91 99
25	3.60					3.60 (1.2 - 4.5)	0.990 (0.340 - 1.740)	4.35 99
35	4.00					4.00 (1.2 - 5.5)	1.140 (0.330 - 1.810)	5.01 99
42	5.40					5.40 (1.3 - 6.5)	1.610 (0.330 - 2.260)	7.07 99
50	7.20					7.20 (1.4 - 7.7)	2.270 (0.330 - 2.710)	9.97 99
60	7.90					7.90 (1.4 - 8.6)	2.270 (0.330 - 3.060)	9.97 99
71	8.60					8.60 (1.6 - 9.2)	2.410 (0.360 - 3.520)	10.58 99
22 + 22	3.30	3.30				6.60 (1.8 - 7.2)	1.570 (0.480 - 2.760)	6.90 99
22 + 25	3.23	3.67				6.90 (1.8 - 8.0)	1.670 (0.480 - 2.950)	7.33 99
22 + 35	2.89	4.61				7.50 (1.8 - 9.3)	1.880 (0.480 - 3.200)	8.26 99
22 + 42	2.68	5.12				7.80 (1.8 - 9.7)	1.990 (0.480 - 3.230)	8.74 99
22 + 50	2.57	5.83				8.40 (1.8 - 10.0)	2.210 (0.480 - 3.290)	9.71 99
22 + 60	2.71	7.39				10.10 (1.8 - 10.8)	2.910 (0.480 - 3.520)	12.78 99
22 + 71	2.51	8.09				10.60 (1.8 - 11.9)	2.980 (0.460 - 3.770)	13.09 99
25 + 25	3.60	3.60				7.20 (1.8 - 8.8)	1.760 (0.480 - 3.140)	7.73 99
25 + 35	3.17	4.43				7.60 (1.8 - 9.5)	1.920 (0.480 - 3.230)	8.43 99
25 + 42	2.95	4.95				7.90 (1.8 - 9.7)	2.020 (0.480 - 3.230)	8.87 99
25 + 50	2.97	5.93				8.90 (1.8 - 10.2)	2.420 (0.480 - 3.350)	10.63 99
25 + 60	3.09	7.41				10.50 (1.8 - 11.0)	3.070 (0.460 - 3.580)	13.48 99
25 + 71	2.76	7.84				10.60 (1.8 - 11.9)	2.980 (0.460 - 3.770)	13.09 99
35 + 35	4.00	4.00				8.00 (1.8 - 9.8)	2.050 (0.480 - 3.230)	9.00 99
35 + 42	4.23	5.07				9.30 (1.8 - 10.4)	2.580 (0.480 - 3.410)	11.33 99
35 + 50	4.32	6.18				10.50 (1.8 - 11.0)	3.070 (0.460 - 3.580)	13.48 99
35 + 60	3.91	6.69				10.60 (1.8 - 11.9)	2.980 (0.460 - 3.770)	13.09 99
35 + 71	3.50	7.10				10.60 (1.9 - 11.9)	2.850 (0.440 - 3.770)	12.52 99
42 + 42	5.25	5.25				10.50 (1.8 - 11.0)	3.070 (0.460 - 3.580)	13.48 99
42 + 50	4.84	5.76				10.60 (1.8 - 11.9)	2.980 (0.460 - 3.770)	13.09 99
42 + 60	4.36	6.24				10.60 (1.9 - 11.9)	2.940 (0.440 - 3.770)	12.91 99
42 + 71	3.94	6.66				10.60 (1.9 - 12.0)	2.700 (0.440 - 3.870)	11.86 99
50 + 50	5.30	5.30				10.60 (1.9 - 11.9)	2.980 (0.440 - 3.770)	13.09 99
50 + 60	4.82	5.78				10.60 (1.9 - 12.0)	2.770 (0.440 - 3.870)	12.17 99
50 + 71	4.38	6.22				10.60 (1.9 - 12.0)	2.550 (0.440 - 3.870)	11.20 99
60 + 60	5.30	5.30				10.60 (1.9 - 12.0)	2.550 (0.440 - 3.870)	11.20 99
60 + 71	4.85	5.75				10.60 (1.9 - 12.1)	2.510 (0.440 - 3.920)	11.02 99
71 + 71	5.30	5.30				10.60 (1.9 - 12.2)	2.460 (0.440 - 3.960)	10.80 99
22 + 22 + 22	2.90	2.90	2.90			8.70 (2.6 - 10.6)	1.950 (0.530 - 3.060)	8.56 99
22 + 22 + 25	2.81	2.81	3.19			8.80 (2.6 - 11.3)	1.980 (0.530 - 3.300)	8.70 99
22 + 22 + 35	2.53	2.53	4.03			9.10 (2.6 - 12.6)	2.070 (0.530 - 3.740)	9.09 99
22 + 22 + 42	2.40	2.40	4.59			9.40 (2.6 - 12.6)	2.180 (0.530 - 3.690)	9.57 99
22 + 22 + 50	2.25	2.25	5.11			9.60 (2.6 - 12.6)	2.260 (0.530 - 3.650)	9.93 99
22 + 22 + 60	2.12	2.12	5.77			10.00 (2.6 - 12.6)	2.410 (0.530 - 3.630)	10.58 99
22 + 22 + 71	1.99	1.99	6.42			10.40 (2.6 - 12.6)	2.520 (0.530 - 3.500)	11.07 99
22 + 25 + 25	2.72	3.09	3.09			8.90 (2.6 - 11.9)	2.000 (0.530 - 3.510)	8.78 99
22 + 25 + 35	2.47	2.80	3.93			9.20 (2.6 - 12.6)	2.110 (0.530 - 3.740)	9.27 99
22 + 25 + 42	2.35	2.67	4.48			9.50 (2.6 - 12.6)	2.220 (0.530 - 3.690)	9.75 99
22 + 25 + 50	2.20	2.50	5.00			9.70 (2.6 - 12.6)	2.300 (0.530 - 3.640)	10.10 99
22 + 25 + 60	2.08	2.36	5.66			10.10 (2.6 - 12.6)	2.440 (0.530 - 3.600)	10.72 99
22 + 25 + 71	1.96	2.22	6.32			10.50 (2.6 - 12.6)	2.540 (0.530 - 3.460)	11.16 99
22 + 35 + 35	2.30	3.65	3.65			9.60 (2.6 - 12.6)	2.260 (0.530 - 3.720)	9.93 99
22 + 35 + 42	2.18	3.46	4.16			9.80 (2.6 - 12.6)	2.330 (0.530 - 3.670)	10.23 99
22 + 35 + 50	2.08	3.30	4.72			10.10 (2.6 - 12.6)	2.440 (0.530 - 3.600)	10.72 99
22 + 35 + 60	1.97	3.14	5.38			10.50 (2.6 - 12.6)	2.540 (0.530 - 3.480)	11.16 99
22 + 35 + 71	1.86	2.95	5.99			10.80 (2.7 - 12.6)	2.620 (0.510 - 3.350)	11.51 99
22 + 42 + 42	2.08	3.96	3.96			10.00 (2.6 - 12.6)	2.410 (0.530 - 3.610)	10.58 99
22 + 42 + 50	1.99	3.79	4.52			10.30 (2.6 - 12.6)	2.490 (0.530 - 3.470)	10.94 99
22 + 42 + 60	1.90	3.62	5.18			10.70 (2.6 - 12.6)	2.590 (0.530 - 3.350)	11.37 99
22 + 42 + 71	1.78	3.39	5.73			10.90 (2.7 - 12.6)	2.620 (0.510 - 3.250)	11.51 99
22 + 50 + 50	1.91	4.34	4.34			10.60 (2.6 - 12.6)	2.570 (0.530 - 3.340)	11.29 99
22 + 50 + 60	1.82	4.13	4.95			10.90 (2.7 - 12.6)	2.620 (0.510 - 3.250)	11.51 99
22 + 50 + 71	1.68	3.81	5.41			10.90 (2.7 - 12.6)	2.620 (0.510 - 3.160)	11.51 99
22 + 60 + 60	1.69	4.61	4.61			10.90 (2.7 - 12.6)	2.620 (0.510 - 3.170)	11.51 99
22 + 60 + 71	1.58	4.31	5.10			11.00 (2.7 - 12.6)	2.620 (0.490 - 3.110)	11.51 99
25 + 25 + 25	3.00	3.00	3.00			9.00 (2.6 - 12.6)	2.030 (0.530 - 3.750)	8.92 99
25 + 25 + 35	2.74	2.74	3.83			9.30 (2.6 - 12.6)	2.140 (0.530 - 3.730)	9.40 99
25 + 25 + 42	2.61	2.61	4.38			9.60 (2.6 - 12.6)	2.260 (0.530 - 3.680)	9.93 99
25 + 25 + 50	2.45	2.45	4.90			9.80 (2.6 - 12.6)	2.330 (0.530 - 3.640)	10.23 99
25 + 25 + 60	2.32	2.32	5.56			10.20 (2.6 - 12.6)	2.460 (0.530 - 3.570)	10.80 99
25 + 25 + 71	2.19	2.19	6.22			10.60 (2.6 - 12.6)	2.570 (0.530 - 3.420)	11.29 99
25 + 35 + 35	2.55	3.57	3.57			9.70 (2.6 - 12.6)	2.300 (0.530 - 3.720)	10.10 99
25 + 35 + 42	2.43	3.40	4.08			9.90 (2.6 - 12.6)	2.370 (0.530 - 3.670)	10.41 99
25 + 35 + 50	2.32	3.25	4.64			10.20 (2.6 - 12.6)	2.460 (0.530 - 3.570)	10.80 99
25 + 35 + 60	2.21	3.09	5.30			10.60 (2.6 - 12.6)	2.570 (0.530 - 3.440)	11.29 99
25 + 35 + 71	2.06	2.89	5.85			10.80 (2.7 - 12.6)	2.620 (0.510 - 3.320)	11.51 99
25 + 42 + 42	2.34	3.93	3.93			10.20 (2.6 - 12.6)	2.460 (0.530 - 3.570)	10.80 99
25 + 42 + 50	2.24	3.77	4.49			10.50 (2.6 - 12.6)	2.540 (0.530 - 3.440)	11.16 99
25 + 42 + 60	2.13	3.57	5.10			10.80 (2.7 - 12.6)	2.620 (0.510 - 3.310)	11.51 99
25 + 42 + 71	1.97	3.32	5.61			10.90 (2.7 - 12.6)	2.620 (0.510 - 3.230)	11.51 99
25 + 50 + 50	2.16	4.32	4.32			10.80 (2.6 - 12.6)	2.620 (0.530 - 3.300)	11.51 99
25 + 50 + 60	2.02	4.04	4.84			10.90 (2.7 - 12.6)	2.620 (0.510 - 3.220)	11.51 99
25 + 50 + 71	1.88	3.77	5.35			11.00 (2.7 - 12.6)	2.620 (0.510 - 3.140)	11.51 99

MXZ-5C100VA

Note: Electrical data is for outdoor unit only.

Indoor Units Combination	Heating Capacity (kW)					Outdoor Unit Power Consumption (kW)	Current (A)	Power Factor (%)
	Unit A	Unit B	Unit C	Unit D	Unit E			
25 + 60 + 60	1.90	4.55	4.55			11.00 (2.7 - 12.6)	2.620 (0.510 - 3.150)	11.51 99
25 + 60 + 71	1.76	4.23	5.01			11.00 (2.7 - 12.6)	2.620 (0.490 - 3.110)	11.51 99
35 + 35 + 35	3.33	3.33	3.33			10.00 (2.6 - 12.6)	2.410 (0.530 - 3.700)	10.58 99
35 + 35 + 42	3.22	3.22	3.86			10.30 (2.6 - 12.6)	2.490 (0.530 - 3.570)	10.94 99
35 + 35 + 50	3.09	3.09	4.42			10.60 (2.6 - 12.6)	2.570 (0.530 - 3.440)	11.29 99
35 + 35 + 60	2.91	2.91	4.98			10.80 (2.7 - 12.6)	2.620 (0.510 - 3.330)	11.51 99
35 + 35 + 71	2.71	2.71	5.49			10.90 (2.7 - 12.6)	2.620 (0.510 - 3.250)	11.51 99
35 + 42 + 42	3.09	3.71	3.71			10.50 (2.6 - 12.6)	2.540 (0.530 - 3.440)	11.16 99
35 + 42 + 50	2.98	3.57	4.25			10.80 (2.7 - 12.6)	2.620 (0.510 - 3.310)	11.51 99
35 + 42 + 60	2.78	3.34	4.77			10.90 (2.7 - 12.6)	2.620 (0.510 - 3.240)	11.51 99
35 + 42 + 71	2.60	3.12	5.28			11.00 (2.7 - 12.6)	2.620 (0.510 - 3.160)	11.51 99
35 + 50 + 50	2.83	4.04	4.04			10.90 (2.7 - 12.6)	2.620 (0.510 - 3.220)	11.51 99
35 + 50 + 60	2.66	3.79	4.55			11.00 (2.7 - 12.6)	2.620 (0.510 - 3.150)	11.51 99
35 + 50 + 71	2.47	3.53	5.01			11.00 (2.7 - 12.6)	2.620 (0.490 - 3.110)	11.51 99
35 + 60 + 60	2.48	4.26	4.26			11.00 (2.7 - 12.6)	2.620 (0.490 - 3.110)	11.51 99
35 + 60 + 71	2.32	3.98	4.70			11.00 (2.7 - 12.6)	2.620 (0.490 - 3.110)	11.51 99
42 + 42 + 42	3.60	3.60	3.60			10.80 (2.7 - 12.6)	2.620 (0.510 - 3.430)	11.51 99
42 + 42 + 50	3.42	3.42	4.07			10.90 (2.7 - 12.6)	2.620 (0.510 - 3.220)	11.51 99
42 + 42 + 60	3.21	3.21	4.58			11.00 (2.7 - 12.6)	2.620 (0.510 - 3.150)	11.51 99
42 + 42 + 71	2.98	2.98	5.04			11.00 (2.7 - 12.6)	2.620 (0.490 - 3.100)	11.51 99
42 + 50 + 50	3.22	3.84	3.84			10.90 (2.7 - 12.6)	2.620 (0.510 - 3.130)	11.51 99
42 + 50 + 60	3.04	3.62	4.34			11.00 (2.7 - 12.6)	2.620 (0.490 - 3.070)	11.51 99
42 + 50 + 71	2.83	3.37	4.79			11.00 (2.7 - 12.6)	2.620 (0.490 - 3.070)	11.51 99
42 + 60 + 60	2.85	4.07	4.07			11.00 (2.7 - 12.6)	2.620 (0.490 - 3.070)	11.51 99
50 + 50 + 50	3.67	3.67	3.67			11.00 (2.7 - 12.6)	2.620 (0.490 - 3.250)	11.51 99
50 + 50 + 60	3.44	3.44	4.13			11.00 (2.7 - 12.6)	2.620 (0.490 - 3.040)	11.51 99
50 + 50 + 71	3.22	3.22	4.57			11.00 (2.7 - 12.6)	2.620 (0.490 - 3.040)	11.51 99
22 + 22 + 22 + 22	2.50	2.50	2.50	2.50		10.00 (3.4 - 13.3)	2.180 (0.590 - 3.900)	9.57 99
22 + 22 + 22 + 25	2.42	2.42	2.42	2.75		10.00 (3.4 - 13.3)	2.180 (0.590 - 3.900)	9.57 99
22 + 22 + 22 + 35	2.18	2.18	2.18	3.47		10.00 (3.4 - 13.3)	2.160 (0.590 - 3.900)	9.49 99
22 + 22 + 22 + 42	2.08	2.08	2.08	3.97		10.20 (3.4 - 13.3)	2.200 (0.590 - 3.860)	9.66 99
22 + 22 + 22 + 50	1.97	1.97	1.97	4.48		10.40 (3.4 - 13.3)	2.260 (0.590 - 3.870)	9.93 99
22 + 22 + 22 + 60	1.87	1.87	1.87	5.10		10.70 (3.4 - 13.3)	2.320 (0.590 - 3.870)	10.19 99
22 + 22 + 22 + 71	1.75	1.75	1.75	5.65		10.90 (3.4 - 13.3)	2.370 (0.590 - 3.870)	10.41 99
22 + 22 + 25 + 25	2.34	2.34	2.66	2.66		10.00 (3.4 - 13.3)	2.170 (0.590 - 3.900)	9.53 99
22 + 22 + 25 + 35	2.14	2.14	2.43	3.40		10.10 (3.4 - 13.3)	2.190 (0.590 - 3.900)	9.62 99
22 + 22 + 25 + 42	2.04	2.04	2.32	3.90		10.30 (3.4 - 13.3)	2.240 (0.590 - 3.860)	9.84 99
22 + 22 + 25 + 50	1.94	1.94	2.21	4.41		10.50 (3.4 - 13.3)	2.290 (0.590 - 3.870)	10.06 99
22 + 22 + 25 + 60	1.82	1.82	2.07	4.98		10.70 (3.4 - 13.3)	2.320 (0.590 - 3.870)	10.19 99
22 + 22 + 25 + 71	1.73	1.73	1.96	5.58		11.00 (3.4 - 13.3)	2.400 (0.590 - 3.870)	10.54 99
22 + 22 + 35 + 35	2.01	2.01	3.19	3.19		10.40 (3.4 - 13.3)	2.290 (0.590 - 3.900)	10.06 99
22 + 22 + 35 + 42	1.91	1.91	3.04	3.64		10.50 (3.4 - 13.3)	2.300 (0.590 - 3.860)	10.10 99
22 + 22 + 35 + 50	1.82	1.82	2.90	4.15		10.70 (3.4 - 13.3)	2.350 (0.590 - 3.870)	10.32 99
22 + 22 + 35 + 60	1.74	1.74	2.77	4.75		11.00 (3.4 - 13.3)	2.420 (0.590 - 3.870)	10.63 99
22 + 22 + 35 + 71	1.61	1.61	2.57	5.21		11.00 (3.4 - 13.3)	2.310 (0.590 - 3.860)	10.14 99
22 + 22 + 42 + 42	1.84	1.84	3.51	3.51		10.70 (3.4 - 13.3)	2.340 (0.590 - 3.820)	10.28 99
22 + 22 + 42 + 50	1.76	1.76	3.37	4.01		10.90 (3.4 - 13.3)	2.400 (0.590 - 3.830)	10.54 99
22 + 22 + 42 + 60	1.66	1.66	3.16	4.52		11.00 (3.4 - 13.3)	2.350 (0.590 - 3.830)	10.32 99
22 + 22 + 42 + 71	1.54	1.54	2.94	4.97		11.00 (3.4 - 13.3)	2.230 (0.590 - 3.820)	9.79 99
22 + 22 + 50 + 50	1.68	1.68	3.82	3.82		11.00 (3.4 - 13.3)	2.390 (0.590 - 3.840)	10.50 99
22 + 22 + 50 + 60	1.57	1.57	3.57	4.29		11.00 (3.4 - 13.3)	2.270 (0.590 - 3.830)	9.97 99
22 + 22 + 50 + 71	1.47	1.47	3.33	4.73		11.00 (3.4 - 13.3)	2.160 (0.590 - 3.820)	9.49 99
22 + 25 + 25 + 25	2.27	2.58	2.58	2.58		10.00 (3.4 - 13.3)	2.170 (0.590 - 3.900)	9.53 99
22 + 25 + 25 + 35	2.10	2.38	2.38	3.34		10.20 (3.4 - 13.3)	2.220 (0.590 - 3.900)	9.75 99
22 + 25 + 25 + 42	2.01	2.28	2.28	3.83		10.40 (3.4 - 13.3)	2.270 (0.590 - 3.860)	9.97 99
22 + 25 + 25 + 50	1.91	2.17	2.17	4.34		10.60 (3.4 - 13.3)	2.320 (0.590 - 3.870)	10.19 99
22 + 25 + 25 + 60	1.80	2.05	2.05	4.91		10.80 (3.4 - 13.3)	2.360 (0.590 - 3.870)	10.36 99
22 + 25 + 25 + 71	1.69	1.92	1.92	5.46		11.00 (3.4 - 13.3)	2.370 (0.590 - 3.870)	10.41 99
22 + 25 + 35 + 35	1.96	2.22	3.11	3.11		10.40 (3.4 - 13.3)	2.290 (0.590 - 3.900)	10.06 99
22 + 25 + 35 + 42	1.88	2.14	2.99	3.59		10.60 (3.4 - 13.3)	2.330 (0.590 - 3.860)	10.23 99
22 + 25 + 35 + 50	1.80	2.05	2.86	4.09		10.80 (3.4 - 13.3)	2.390 (0.590 - 3.870)	10.50 99
22 + 25 + 35 + 60	1.70	1.94	2.71	4.65		11.00 (3.4 - 13.3)	2.400 (0.590 - 3.870)	10.54 99
22 + 25 + 35 + 71	1.58	1.80	2.52	5.10		11.00 (3.4 - 13.3)	2.290 (0.590 - 3.860)	10.06 99
22 + 25 + 42 + 42	1.81	2.06	3.46	3.46		10.80 (3.4 - 13.3)	2.380 (0.590 - 3.820)	10.45 99
22 + 25 + 42 + 50	1.74	1.98	3.32	3.96		11.00 (3.4 - 13.3)	2.430 (0.590 - 3.830)	10.67 99
22 + 25 + 42 + 60	1.62	1.85	3.10	4.43		11.00 (3.4 - 13.3)	2.320 (0.590 - 3.820)	10.19 99
22 + 25 + 42 + 71	1.51	1.72	2.89	4.88		11.00 (3.4 - 13.3)	2.210 (0.590 - 3.820)	9.71 99
22 + 25 + 50 + 50	1.65	1.87	3.74	3.74		11.00 (3.4 - 13.3)	2.360 (0.590 - 3.840)	10.36 99
22 + 25 + 50 + 60	1.54	1.75	3.50	4.20		11.00 (3.4 - 13.3)	2.240 (0.590 - 3.830)	9.84 99
22 + 25 + 50 + 71	1.44	1.64	3.27	4.65		11.00 (3.5 - 13.3)	2.130 (0.580 - 3.820)	9.35 99
22 + 35 + 35 + 35	1.85	2.95	2.95	2.95		10.70 (3.4 - 13.3)	2.380 (0.590 - 3.900)	10.45 99
22 + 35 + 35 + 42	1.79	2.85	2.85	3.42		10.90 (3.4 - 13.3)	2.430 (0.590 - 3.860)	10.67 99
22 + 35 + 35 + 50	1.70	2.71	2.71	3.87		11.00 (3.4 - 13.3)	2.430 (0.590 - 3.870)	10.67 99
22 + 35 + 35 + 60	1.59	2.53	2.53	4.34		11.00 (3.4 - 13.3)	2.320 (0.590 - 3.860)	10.19 99
22 + 35 + 35 + 71	1.48	2.36	2.36	4.79		11.00 (3.4 - 13.3)	2.200 (0.590 - 3.850)	9.66 99
22 + 35 + 42 + 42	1.72	2.73	3.28	3.28		11.00 (3.4 - 13.3)	2.430 (0.590 - 3.820)	10.67 99
22 + 35 + 42 + 50	1.62	2.58	3.10	3.69		11.00 (3.4 - 13.3)	2.350 (0.590 - 3.820)	10.32 99
22 + 35 + 42 + 60	1.52	2.42	2.91	4.15		11.00 (3.4 - 13.3)	2.240 (0.590 - 3.820)	9.84 99
22 + 35 + 42 + 71	1.42	2.26	2.72	4.59		11.00 (3.5 - 13.3)	2.140 (0.580 - 3.810)	9.40 99
22 + 35 + 50 + 50	1.54	2.45	3.50	3.50		11.00 (3.4 - 13.3)	2.270 (0.590 - 3.830)	9.97 99

MXZ-5C100VA

Note: Electrical data is for outdoor unit only.

Indoor Units Combination	Heating Capacity (kW)					Outdoor Unit Power Consumption (kW)	Current (A)	Power Factor (%)
	Unit A	Unit B	Unit C	Unit D	Unit E			
22 + 35 + 50 + 60	1.45	2.31	3.29	3.95		11.00 (3.4 - 13.3)	2.160 (0.590 - 3.820)	9.49 99
22 + 42 + 42 + 42	1.64	3.12	3.12	3.12		11.00 (3.4 - 13.3)	2.350 (0.590 - 3.770)	10.32 99
22 + 42 + 42 + 50	1.55	2.96	2.96	3.53		11.00 (3.4 - 13.3)	2.270 (0.590 - 3.780)	9.97 99
22 + 42 + 42 + 60	1.46	2.78	2.78	3.98		11.00 (3.4 - 13.3)	2.160 (0.590 - 3.770)	9.49 99
22 + 42 + 50 + 50	1.48	2.82	3.35	3.35		11.00 (3.4 - 13.3)	2.190 (0.590 - 3.780)	9.62 99
25 + 25 + 25 + 25	2.50	2.50	2.50	2.50		10.00 (3.4 - 13.3)	2.160 (0.590 - 3.900)	9.49 99
25 + 25 + 25 + 35	2.34	2.34	2.34	3.28		10.30 (3.4 - 13.3)	2.260 (0.590 - 3.900)	9.93 99
25 + 25 + 25 + 42	2.22	2.22	2.22	3.73		10.40 (3.4 - 13.3)	2.270 (0.590 - 3.860)	9.97 99
25 + 25 + 25 + 50	2.12	2.12	2.12	4.24		10.60 (3.4 - 13.3)	2.320 (0.590 - 3.870)	10.19 99
25 + 25 + 25 + 60	2.02	2.02	2.02	4.84		10.90 (3.4 - 13.3)	2.390 (0.590 - 3.870)	10.50 99
25 + 25 + 25 + 71	1.88	1.88	1.88	5.35		11.00 (3.4 - 13.3)	2.350 (0.590 - 3.870)	10.32 99
25 + 25 + 35 + 35	2.19	2.19	3.06	3.06		10.50 (3.4 - 13.3)	2.320 (0.590 - 3.900)	10.19 99
25 + 25 + 35 + 42	2.11	2.11	2.95	3.54		10.70 (3.4 - 13.3)	2.360 (0.590 - 3.860)	10.36 99
25 + 25 + 35 + 50	2.02	2.02	2.83	4.04		10.90 (3.4 - 13.3)	2.420 (0.590 - 3.870)	10.63 99
25 + 25 + 35 + 60	1.90	1.90	2.66	4.55		11.00 (3.4 - 13.3)	2.380 (0.590 - 3.870)	10.45 99
25 + 25 + 35 + 71	1.76	1.76	2.47	5.01		11.00 (3.4 - 13.3)	2.260 (0.590 - 3.860)	9.93 99
25 + 25 + 42 + 42	2.03	2.03	3.42	3.42		10.90 (3.4 - 13.3)	2.410 (0.590 - 3.820)	10.58 99
25 + 25 + 42 + 50	1.94	1.94	3.25	3.87		11.00 (3.4 - 13.3)	2.410 (0.590 - 3.830)	10.58 99
25 + 25 + 42 + 60	1.81	1.81	3.04	4.34		11.00 (3.4 - 13.3)	2.300 (0.590 - 3.820)	10.10 99
25 + 25 + 42 + 71	1.69	1.69	2.83	4.79		11.00 (3.4 - 13.3)	2.180 (0.590 - 3.810)	9.57 99
25 + 25 + 50 + 50	1.83	1.83	3.67	3.67		11.00 (3.4 - 13.3)	2.330 (0.590 - 3.830)	10.23 99
25 + 25 + 50 + 60	1.72	1.72	3.44	4.13		11.00 (3.4 - 13.3)	2.220 (0.590 - 3.830)	9.75 99
25 + 25 + 50 + 71	1.61	1.61	3.22	4.57		11.00 (3.5 - 13.3)	2.130 (0.580 - 3.820)	9.35 99
25 + 35 + 35 + 35	2.08	2.91	2.91	2.91		10.80 (3.4 - 13.3)	2.420 (0.590 - 3.900)	10.63 99
25 + 35 + 35 + 42	1.99	2.78	2.78	3.34		10.90 (3.4 - 13.3)	2.430 (0.590 - 3.860)	10.67 99
25 + 35 + 35 + 50	1.90	2.66	2.66	3.79		11.00 (3.4 - 13.3)	2.410 (0.590 - 3.870)	10.58 99
25 + 35 + 35 + 60	1.77	2.48	2.48	4.26		11.00 (3.4 - 13.3)	2.290 (0.590 - 3.860)	10.06 99
25 + 35 + 35 + 71	1.66	2.32	2.32	4.70		11.00 (3.4 - 13.3)	2.180 (0.590 - 3.850)	9.57 99
25 + 35 + 42 + 42	1.91	2.67	3.21	3.21		11.00 (3.4 - 13.3)	2.410 (0.590 - 3.820)	10.58 99
25 + 35 + 42 + 50	1.81	2.53	3.04	3.62		11.00 (3.4 - 13.3)	2.330 (0.590 - 3.820)	10.23 99
25 + 35 + 42 + 60	1.70	2.38	2.85	4.07		11.00 (3.4 - 13.3)	2.210 (0.590 - 3.810)	9.71 99
25 + 42 + 42 + 42	1.82	3.06	3.06	3.06		11.00 (3.4 - 13.3)	2.330 (0.590 - 3.770)	10.23 99
25 + 42 + 42 + 50	1.73	2.91	2.91	3.46		11.00 (3.4 - 13.3)	2.250 (0.590 - 3.780)	9.88 99
25 + 42 + 42 + 60	1.63	2.73	2.73	3.91		11.00 (3.5 - 13.3)	2.140 (0.580 - 3.770)	9.40 99
25 + 42 + 50 + 50	1.65	2.77	3.29	3.29		11.00 (3.4 - 13.3)	2.170 (0.590 - 3.780)	9.53 99
35 + 35 + 35 + 35	2.75	2.75	2.75	2.75		11.00 (3.4 - 13.3)	2.480 (0.590 - 3.900)	10.89 99
35 + 35 + 35 + 42	2.62	2.62	2.62	3.14		11.00 (3.4 - 13.3)	2.400 (0.590 - 3.860)	10.54 99
35 + 35 + 35 + 50	2.48	2.48	2.48	3.55		11.00 (3.4 - 13.3)	2.320 (0.590 - 3.860)	10.19 99
35 + 35 + 35 + 60	2.33	2.33	2.33	4.00		11.00 (3.4 - 13.3)	2.210 (0.590 - 3.850)	9.71 99
35 + 35 + 42 + 42	2.50	2.50	3.00	3.00		11.00 (3.4 - 13.3)	2.320 (0.590 - 3.810)	10.19 99
35 + 35 + 42 + 50	2.38	2.38	2.85	3.40		11.00 (3.4 - 13.3)	2.240 (0.590 - 3.810)	9.84 99
35 + 42 + 42 + 42	2.39	2.87	2.87	2.87		11.00 (3.4 - 13.3)	2.240 (0.590 - 3.770)	9.84 99
35 + 42 + 42 + 50	2.28	2.73	2.73	3.25		11.00 (3.5 - 13.3)	2.170 (0.580 - 3.770)	9.53 99
42 + 42 + 42 + 42	2.75	2.75	2.75	2.75		11.00 (3.5 - 13.3)	2.240 (0.580 - 3.880)	9.84 99
22 + 22 + 22 + 22 + 22	2.40	2.40	2.40	2.40	2.40	12.00 (4.1 - 14.0)	2.835 (0.780 - 4.100)	12.45 99
22 + 22 + 22 + 22 + 25	2.34	2.34	2.34	2.34	2.65	12.00 (4.1 - 14.0)	2.835 (0.780 - 4.100)	12.45 99
22 + 22 + 22 + 22 + 35	2.15	2.15	2.15	2.15	3.41	12.00 (4.1 - 14.0)	2.835 (0.780 - 4.100)	12.45 99
22 + 22 + 22 + 22 + 42	2.03	2.03	2.03	2.03	3.88	12.00 (4.1 - 14.0)	2.835 (0.780 - 4.100)	12.45 99
22 + 22 + 22 + 22 + 50	1.91	1.91	1.91	1.91	4.35	12.00 (4.1 - 14.0)	2.835 (0.780 - 4.100)	12.45 99
22 + 22 + 22 + 22 + 60	1.78	1.78	1.78	1.78	4.86	12.00 (4.1 - 14.0)	2.835 (0.780 - 4.100)	12.45 99
22 + 22 + 22 + 22 + 71	1.66	1.66	1.66	1.66	5.36	12.00 (4.1 - 14.0)	2.835 (0.780 - 4.100)	12.45 99
22 + 22 + 22 + 25 + 25	2.28	2.28	2.28	2.59	2.59	12.00 (4.1 - 14.0)	2.835 (0.780 - 4.100)	12.45 99
22 + 22 + 22 + 25 + 35	2.10	2.10	2.10	2.38	3.33	12.00 (4.1 - 14.0)	2.835 (0.780 - 4.100)	12.45 99
22 + 22 + 22 + 25 + 42	1.98	1.98	1.98	2.26	3.79	12.00 (4.1 - 14.0)	2.835 (0.780 - 4.100)	12.45 99
22 + 22 + 22 + 25 + 50	1.87	1.87	1.87	2.13	4.26	12.00 (4.1 - 14.0)	2.835 (0.780 - 4.100)	12.45 99
22 + 22 + 22 + 25 + 60	1.75	1.75	1.75	1.99	4.77	12.00 (4.1 - 14.0)	2.835 (0.780 - 4.100)	12.45 99
22 + 22 + 22 + 25 + 71	1.63	1.63	1.63	1.85	5.26	12.00 (4.1 - 14.0)	2.835 (0.780 - 4.100)	12.45 99
22 + 22 + 22 + 35 + 35	1.94	1.94	1.94	3.09	3.09	12.00 (4.1 - 14.0)	2.835 (0.780 - 4.100)	12.45 99
22 + 22 + 22 + 35 + 42	1.85	1.85	1.85	2.94	3.52	12.00 (4.1 - 14.0)	2.835 (0.780 - 4.100)	12.45 99
22 + 22 + 22 + 35 + 50	1.75	1.75	1.75	2.78	3.97	12.00 (4.1 - 14.0)	2.835 (0.780 - 4.100)	12.45 99
22 + 22 + 22 + 35 + 60	1.64	1.64	1.64	2.61	4.47	12.00 (4.1 - 14.0)	2.835 (0.780 - 4.100)	12.45 99
22 + 22 + 22 + 35 + 71	1.53	1.53	1.53	2.44	4.95	12.00 (4.1 - 14.0)	2.835 (0.780 - 4.100)	12.45 99
22 + 22 + 22 + 42 + 42	1.76	1.76	1.76	3.36	3.36	12.00 (4.1 - 14.0)	2.815 (0.780 - 4.100)	12.36 99
22 + 22 + 22 + 42 + 50	1.67	1.67	1.67	3.19	3.80	12.00 (4.1 - 14.0)	2.815 (0.780 - 4.100)	12.36 99
22 + 22 + 22 + 42 + 60	1.57	1.57	1.57	3.00	4.29	12.00 (4.1 - 14.0)	2.815 (0.780 - 4.100)	12.36 99
22 + 22 + 25 + 25 + 25	2.22	2.22	2.52	2.52	2.52	12.00 (4.1 - 14.0)	2.835 (0.780 - 4.100)	12.45 99
22 + 22 + 25 + 25 + 35	2.05	2.05	2.33	2.33	3.26	12.00 (4.1 - 14.0)	2.835 (0.780 - 4.100)	12.45 99
22 + 22 + 25 + 25 + 42	1.94	1.94	2.21	2.21	3.71	12.00 (4.1 - 14.0)	2.835 (0.780 - 4.100)	12.45 99
22 + 22 + 25 + 25 + 50	1.83	1.83	2.08	2.08	4.17	12.00 (4.1 - 14.0)	2.835 (0.780 - 4.100)	12.45 99
22 + 22 + 25 + 25 + 60	1.71	1.71	1.95	1.95	4.68	12.00 (4.1 - 14.0)	2.835 (0.780 - 4.100)	12.45 99
22 + 22 + 25 + 25 + 71	1.60	1.60	1.82	1.82	5.16	12.00 (4.1 - 14.0)	2.835 (0.780 - 4.100)	12.45 99
22 + 22 + 25 + 35 + 35	1.90	1.90	2.16	3.02	3.02	12.00 (4.1 - 14.0)	2.835 (0.780 - 4.100)	12.45 99
22 + 22 + 25 + 35 + 42	1.81	1.81	2.05	2.88	3.45	12.00 (4.1 - 14.0)	2.835 (0.780 - 4.100)	12.45 99
22 + 22 + 25 + 35 + 50	1.71	1.71	1.95	2.73	3.90	12.00 (4.1 - 14.0)	2.835 (0.780 - 4.100)	12.45 99
22 + 22 + 25 + 35 + 60	1.61	1.61	1.83	2.56	4.39	12.00 (4.1 - 14.0)	2.835 (0.780 - 4.100)	12.45 99
22 + 22 + 25 + 42 + 42	1.73	1.73	1.96	3.29	3.29	12.00 (4.1 - 14.0)	2.815 (0.780 - 4.100)	12.36 99
22 + 22 + 25 + 42 + 50	1.64	1.64	1.86	3.13	3.73	12.00 (4.1 - 14.0)	2.815 (0.780 - 4.100)	12.36 99
22 + 22 + 25 + 42 + 60	1.54	1.54	1.75	2.95	4.21	12.00 (4.1 - 14.0)	2.815 (0.780 - 4.100)	12.36 99
22 + 22 + 35 + 35 + 35	1.77	1.77	2.82	2.82	2.82	12.00 (4.1 - 14.0)	2.835 (0.780 - 4.100)	12.45 99
22 + 22 + 35 + 35 + 42	1.69	1.69	2.69	2.69	3.23	12.00 (4.1 - 14.0)	2.835 (0.780 - 4.100)	12.45 99

MXZ-5C100VA

Note: Electrical data is for outdoor unit only.

Indoor Units Combination	Heating Capacity (kW)						Outdoor Unit Power Consumption (kW)	Current (A)	Power Factor (%)
	Unit A	Unit B	Unit C	Unit D	Unit E	Total			
22 + 22 + 35 + 35 + 50	1.61	1.61	2.56	2.56	3.66	12.00 (4.1 - 14.0)	2.835 (0.780 - 4.100)	12.45	99
22 + 22 + 35 + 42 + 42	1.62	1.62	2.58	3.09	3.09	12.00 (4.1 - 14.0)	2.815 (0.780 - 4.100)	12.36	99
22 + 22 + 35 + 42 + 50	1.54	1.54	2.46	2.95	3.51	12.00 (4.1 - 14.0)	2.815 (0.780 - 4.100)	12.36	99
22 + 22 + 42 + 42 + 42	1.55	1.55	2.96	2.96	2.96	12.00 (4.1 - 14.0)	2.795 (0.780 - 4.100)	12.27	99
22 + 25 + 25 + 25 + 25	2.16	2.46	2.46	2.46	2.46	12.00 (4.1 - 14.0)	2.835 (0.780 - 4.100)	12.45	99
22 + 25 + 25 + 25 + 35	2.00	2.27	2.27	2.27	3.18	12.00 (4.1 - 14.0)	2.835 (0.780 - 4.100)	12.45	99
22 + 25 + 25 + 25 + 42	1.90	2.16	2.16	2.16	3.63	12.00 (4.1 - 14.0)	2.835 (0.780 - 4.100)	12.45	99
22 + 25 + 25 + 25 + 50	1.80	2.04	2.04	2.04	4.08	12.00 (4.1 - 14.0)	2.835 (0.780 - 4.100)	12.45	99
22 + 25 + 25 + 25 + 60	1.68	1.91	1.91	1.91	4.59	12.00 (4.1 - 14.0)	2.835 (0.780 - 4.100)	12.45	99
22 + 25 + 25 + 25 + 71	1.57	1.79	1.79	1.79	5.07	12.00 (4.1 - 14.0)	2.835 (0.780 - 4.100)	12.45	99
22 + 25 + 25 + 35 + 35	1.86	2.11	2.11	2.96	2.96	12.00 (4.1 - 14.0)	2.835 (0.780 - 4.100)	12.45	99
22 + 25 + 25 + 35 + 42	1.77	2.01	2.01	2.82	3.38	12.00 (4.1 - 14.0)	2.835 (0.780 - 4.100)	12.45	99
22 + 25 + 25 + 35 + 50	1.68	1.91	1.91	2.68	3.82	12.00 (4.1 - 14.0)	2.835 (0.780 - 4.100)	12.45	99
22 + 25 + 25 + 35 + 60	1.58	1.80	1.80	2.51	4.31	12.00 (4.1 - 14.0)	2.835 (0.780 - 4.100)	12.45	99
22 + 25 + 25 + 42 + 42	1.69	1.92	1.92	3.23	3.23	12.00 (4.1 - 14.0)	2.835 (0.780 - 4.100)	12.36	99
22 + 25 + 25 + 42 + 50	1.61	1.83	1.83	3.07	3.66	12.00 (4.1 - 14.0)	2.815 (0.780 - 4.100)	12.36	99
22 + 25 + 35 + 35 + 35	1.74	1.97	2.76	2.76	2.76	12.00 (4.1 - 14.0)	2.835 (0.780 - 4.100)	12.45	99
22 + 25 + 35 + 35 + 42	1.66	1.89	2.64	2.64	3.17	12.00 (4.1 - 14.0)	2.835 (0.780 - 4.100)	12.45	99
22 + 25 + 35 + 35 + 50	1.58	1.80	2.51	2.51	3.59	12.00 (4.1 - 14.0)	2.835 (0.780 - 4.100)	12.45	99
22 + 25 + 35 + 42 + 42	1.59	1.81	2.53	3.04	3.04	12.00 (4.1 - 14.0)	2.815 (0.780 - 4.100)	12.36	99
22 + 35 + 35 + 35 + 35	1.63	2.59	2.59	2.59	2.59	12.00 (4.1 - 14.0)	2.835 (0.780 - 4.100)	12.45	99
22 + 35 + 35 + 35 + 42	1.56	2.49	2.49	2.49	2.98	12.00 (4.1 - 14.0)	2.835 (0.780 - 4.100)	12.45	99
25 + 25 + 25 + 25 + 25	2.40	2.40	2.40	2.40	2.40	12.00 (4.1 - 14.0)	2.835 (0.780 - 4.100)	12.45	99
25 + 25 + 25 + 25 + 35	2.22	2.22	2.22	2.22	3.11	12.00 (4.1 - 14.0)	2.835 (0.780 - 4.100)	12.45	99
25 + 25 + 25 + 25 + 42	2.11	2.11	2.11	2.11	3.55	12.00 (4.1 - 14.0)	2.835 (0.780 - 4.100)	12.45	99
25 + 25 + 25 + 25 + 50	2.00	2.00	2.00	2.00	4.00	12.00 (4.1 - 14.0)	2.835 (0.780 - 4.100)	12.45	99
25 + 25 + 25 + 25 + 60	1.88	1.88	1.88	1.88	4.50	12.00 (4.1 - 14.0)	2.835 (0.780 - 4.100)	12.45	99
25 + 25 + 25 + 25 + 71	1.75	1.75	1.75	1.75	4.98	12.00 (4.1 - 14.0)	2.835 (0.780 - 4.100)	12.45	99
25 + 25 + 25 + 35 + 35	2.07	2.07	2.07	2.90	2.90	12.00 (4.1 - 14.0)	2.835 (0.780 - 4.100)	12.45	99
25 + 25 + 25 + 35 + 42	1.97	1.97	1.97	2.76	3.32	12.00 (4.1 - 14.0)	2.835 (0.780 - 4.100)	12.45	99
25 + 25 + 25 + 35 + 50	1.88	1.88	1.88	2.63	3.75	12.00 (4.1 - 14.0)	2.835 (0.780 - 4.100)	12.45	99
25 + 25 + 25 + 35 + 60	1.76	1.76	1.76	2.47	4.24	12.00 (4.1 - 14.0)	2.835 (0.780 - 4.100)	12.45	99
25 + 25 + 25 + 42 + 42	1.89	1.89	1.89	3.17	3.17	12.00 (4.1 - 14.0)	2.815 (0.780 - 4.100)	12.36	99
25 + 25 + 25 + 42 + 50	1.80	1.80	1.80	3.02	3.59	12.00 (4.1 - 14.0)	2.815 (0.780 - 4.100)	12.36	99
25 + 25 + 35 + 35 + 35	1.94	1.94	2.71	2.71	2.71	12.00 (4.1 - 14.0)	2.835 (0.780 - 4.100)	12.45	99
25 + 25 + 35 + 35 + 42	1.85	1.85	2.59	2.59	3.11	12.00 (4.1 - 14.0)	2.835 (0.780 - 4.100)	12.45	99
25 + 25 + 35 + 35 + 50	1.76	1.76	2.47	2.47	3.53	12.00 (4.1 - 14.0)	2.835 (0.780 - 4.100)	12.45	99
25 + 25 + 35 + 42 + 42	1.78	1.78	2.49	2.98	2.98	12.00 (4.1 - 14.0)	2.815 (0.780 - 4.100)	12.36	99

Combination Table

MXZ-6C120VA

Note: Electrical data is for outdoor unit only.

Indoor Units Combination	Cooling Capacity (kW)						Outdoor Unit Power Consumption (kW)	Current (A)	Power Factor (%)	
	Unit A	Unit B	Unit C	Unit D	Unit E	Unit F				Total
22	2.20						2.20 (2.0 - 3.0)	0.890 (0.850 - 0.940)	4.07	95
25	2.50						2.50 (2.2 - 3.3)	0.890 (0.850 - 0.970)	4.07	95
35	3.50						3.50 (2.5 - 4.3)	1.030 (0.850 - 1.180)	4.71	95
42	4.20						4.20 (2.5 - 5.0)	1.230 (0.850 - 1.460)	5.63	95
50	5.00						5.00 (2.6 - 5.6)	1.440 (0.850 - 1.630)	6.59	95
60	6.00						6.00 (2.7 - 7.5)	1.840 (0.830 - 2.310)	8.42	95
71	7.10						7.10 (2.7 - 8.7)	2.310 (0.830 - 2.840)	10.57	95
80	8.00						8.00 (2.8 - 9.2)	2.320 (0.830 - 3.060)	10.62	95
22 + 22	2.20	2.20					4.40 (2.7 - 5.9)	1.130 (0.840 - 1.900)	5.06	97
22 + 25	2.20	2.50					4.70 (2.7 - 6.2)	1.240 (0.840 - 2.090)	5.56	97
22 + 35	2.20	3.50					5.70 (2.7 - 7.2)	1.630 (0.840 - 2.520)	7.31	97
22 + 42	2.20	4.20					6.40 (2.8 - 7.8)	1.900 (0.840 - 2.720)	8.52	97
22 + 50	2.20	5.00					7.20 (2.8 - 8.5)	2.930 (0.840 - 2.970)	13.13	97
22 + 60	2.20	6.00					8.20 (2.8 - 9.1)	2.950 (0.840 - 3.110)	13.22	97
22 + 71	2.06	6.64					8.70 (2.8 - 9.4)	2.950 (0.840 - 3.130)	13.22	97
22 + 80	1.94	7.06					9.00 (2.8 - 9.6)	2.960 (0.840 - 3.140)	13.27	97
25 + 25	2.50	2.50					5.00 (2.7 - 6.5)	1.350 (0.840 - 2.280)	6.05	97
25 + 35	2.50	3.50					6.00 (2.8 - 7.5)	1.750 (0.840 - 2.620)	7.84	97
25 + 42	2.50	4.20					6.70 (2.8 - 8.1)	2.020 (0.840 - 2.820)	9.05	97
25 + 50	2.50	5.00					7.50 (2.8 - 8.7)	2.940 (0.840 - 3.020)	13.18	97
25 + 60	2.47	5.93					8.40 (2.8 - 9.2)	2.950 (0.840 - 3.130)	13.22	97
25 + 71	2.29	6.51					8.80 (2.8 - 9.4)	2.950 (0.840 - 3.130)	13.22	97
25 + 80	2.17	6.93					9.10 (2.8 - 9.7)	2.980 (0.830 - 3.160)	13.36	97
35 + 35	3.50	3.50					7.00 (2.8 - 8.4)	2.140 (0.840 - 2.920)	9.59	97
35 + 42	3.50	4.20					7.70 (2.8 - 8.8)	2.940 (0.840 - 3.040)	13.18	97
35 + 50	3.46	4.94					8.40 (2.8 - 9.2)	2.950 (0.840 - 3.130)	13.22	97
35 + 60	3.21	5.49					8.70 (2.8 - 9.4)	2.950 (0.840 - 3.130)	13.22	97
35 + 71	3.00	6.10					9.10 (2.8 - 9.7)	2.980 (0.830 - 3.160)	13.36	97
35 + 80	2.86	6.54					9.40 (2.9 - 10.0)	3.010 (0.820 - 3.200)	13.49	97
42 + 42	4.20	4.20					8.40 (2.8 - 9.2)	2.950 (0.840 - 3.130)	13.22	97
42 + 50	3.97	4.73					8.70 (2.8 - 9.4)	2.950 (0.840 - 3.130)	13.22	97
42 + 60	3.71	5.29					9.00 (2.8 - 9.6)	2.960 (0.840 - 3.140)	13.27	97
42 + 71	3.49	5.91					9.40 (2.9 - 10.0)	3.010 (0.820 - 3.200)	13.49	97
42 + 80	3.30	6.30					9.60 (2.9 - 10.2)	3.040 (0.810 - 3.230)	13.63	97
50 + 50	4.45	4.45					8.90 (2.8 - 9.5)	2.950 (0.840 - 3.130)	13.22	97
50 + 60	4.23	5.07					9.30 (2.9 - 9.9)	3.000 (0.830 - 3.190)	13.45	97
50 + 71	3.97	5.63					9.60 (2.9 - 10.2)	3.040 (0.810 - 3.230)	13.63	97
50 + 80	3.69	5.91					9.60 (2.9 - 10.2)	3.040 (0.810 - 3.230)	13.63	97
60 + 60	4.80	4.80					9.60 (2.9 - 10.2)	3.040 (0.810 - 3.230)	13.63	97
60 + 71	4.44	5.26					9.70 (2.9 - 10.3)	3.050 (0.810 - 3.240)	13.67	97
60 + 80	4.16	5.54					9.70 (2.9 - 10.3)	3.050 (0.810 - 3.240)	13.67	97
71 + 71	4.85	4.85					9.70 (2.9 - 10.3)	3.050 (0.810 - 3.240)	13.67	97
71 + 80	4.61	5.19					9.80 (2.9 - 10.5)	3.080 (0.810 - 3.270)	13.81	97
80 + 80	4.95	4.95					9.90 (2.9 - 10.6)	3.100 (0.810 - 3.290)	13.90	97
22 + 22 + 22	2.20	2.20	2.20				6.60 (3.2 - 8.5)	1.590 (0.890 - 2.500)	7.13	97
22 + 22 + 25	2.20	2.20	2.50				6.90 (3.2 - 8.8)	1.720 (0.890 - 2.720)	7.71	97
22 + 22 + 35	2.09	2.09	3.32				7.50 (3.2 - 9.7)	1.980 (0.890 - 3.340)	8.87	97
22 + 22 + 42	2.10	2.10	4.00				8.20 (3.2 - 10.1)	2.350 (0.890 - 3.580)	10.53	97
22 + 22 + 50	2.08	2.08	4.73				8.90 (3.3 - 10.6)	2.730 (0.890 - 3.870)	12.24	97
22 + 22 + 60	2.03	2.03	5.54				9.60 (3.3 - 11.1)	3.100 (0.890 - 4.170)	13.90	97
22 + 22 + 71	1.86	1.86	5.99				9.70 (3.3 - 11.3)	3.200 (0.890 - 4.290)	14.34	97
22 + 22 + 80	1.76	1.76	6.39				9.90 (3.3 - 11.5)	3.390 (0.890 - 4.420)	15.19	97
22 + 25 + 25	2.20	2.50	2.50				7.20 (3.2 - 9.2)	1.850 (0.890 - 3.000)	8.29	97
22 + 25 + 35	2.20	2.50	3.50				8.20 (3.2 - 9.9)	2.350 (0.890 - 3.460)	10.53	97
22 + 25 + 42	2.03	2.30	3.87				8.20 (3.2 - 10.3)	2.350 (0.890 - 3.700)	10.53	97
22 + 25 + 50	2.02	2.29	4.59				8.90 (3.3 - 10.7)	2.730 (0.890 - 3.930)	12.24	97
22 + 25 + 60	1.97	2.24	5.38				9.60 (3.3 - 11.2)	3.100 (0.890 - 4.230)	13.90	97
22 + 25 + 71	1.83	2.08	5.90				9.80 (3.3 - 11.4)	3.290 (0.890 - 4.360)	14.75	97
22 + 25 + 80	1.71	1.95	6.24				9.90 (3.3 - 11.5)	3.390 (0.890 - 4.420)	15.19	97
22 + 35 + 35	2.13	3.39	3.39				8.90 (3.3 - 10.5)	2.730 (0.890 - 3.810)	12.24	97
22 + 35 + 42	1.98	3.15	3.78				8.90 (3.3 - 10.9)	2.730 (0.890 - 4.050)	12.24	97
22 + 35 + 50	1.97	3.14	4.49				9.60 (3.3 - 11.2)	3.100 (0.890 - 4.230)	13.90	97
22 + 35 + 60	1.84	2.93	5.03				9.80 (3.3 - 11.4)	3.290 (0.890 - 4.360)	14.75	97
22 + 35 + 71	1.72	2.73	5.55				10.00 (3.3 - 11.6)	3.440 (0.890 - 4.490)	15.42	97
22 + 35 + 80	1.64	2.61	5.96				10.20 (3.3 - 11.8)	3.540 (0.890 - 4.640)	15.87	97
22 + 42 + 42	1.99	3.80	3.80				9.60 (3.3 - 11.2)	3.100 (0.890 - 4.230)	13.90	97
22 + 42 + 50	1.87	3.57	4.25				9.70 (3.3 - 11.3)	3.200 (0.890 - 4.290)	14.34	97
22 + 42 + 60	1.76	3.35	4.79				9.90 (3.3 - 11.5)	3.390 (0.890 - 4.420)	15.19	97
22 + 42 + 71	1.66	3.17	5.36				10.20 (3.3 - 11.8)	3.540 (0.890 - 4.640)	15.87	97
22 + 42 + 80	1.59	3.03	5.78				10.40 (3.3 - 12.0)	3.640 (0.890 - 4.780)	16.32	97
22 + 50 + 50	1.77	4.02	4.02				9.80 (3.3 - 11.4)	3.290 (0.890 - 4.360)	14.75	97
22 + 50 + 60	1.68	3.83	4.59				10.10 (3.3 - 11.7)	3.490 (0.890 - 4.570)	15.64	97
22 + 50 + 71	1.60	3.64	5.16				10.40 (3.3 - 12.0)	3.640 (0.890 - 4.780)	16.32	97
22 + 50 + 80	1.55	3.52	5.63				10.70 (3.3 - 12.3)	3.730 (0.890 - 4.870)	16.72	97
22 + 60 + 60	1.61	4.39	4.39				10.40 (3.3 - 12.0)	3.640 (0.890 - 4.780)	16.32	97
22 + 60 + 71	1.54	4.20	4.97				10.70 (3.3 - 12.3)	3.730 (0.890 - 4.870)	16.72	97
22 + 60 + 80	1.49	4.07	5.43				11.00 (3.3 - 12.5)	3.680 (0.870 - 4.740)	16.49	97
22 + 71 + 71	1.48	4.76	4.76				11.00 (3.3 - 12.6)	3.680 (0.870 - 4.680)	16.49	97
22 + 71 + 80	1.44	4.64	5.23				11.30 (3.4 - 12.8)	3.640 (0.860 - 4.550)	16.32	97
25 + 25 + 25	2.50	2.50	2.50				7.50 (3.2 - 9.5)	1.980 (0.890 - 3.220)	8.87	97

MXZ-6C120VA

Note: Electrical data is for outdoor unit only.

Indoor Units Combination	Cooling Capacity (kW)						Total	Outdoor Unit Power Consumption (kW)	Current (A)	Power Factor (%)
	Unit A	Unit B	Unit C	Unit D	Unit E	Unit F				
25 + 25 + 35	2.41	2.41	3.38				8.20 (3.2 - 10.1)	2.350 (0.890 - 3.580)	10.53	97
25 + 25 + 42	2.42	2.42	4.06				8.90 (3.3 - 10.5)	2.730 (0.890 - 3.810)	12.24	97
25 + 25 + 50	2.40	2.40	4.80				9.60 (3.3 - 10.9)	3.100 (0.890 - 4.050)	13.90	97
25 + 25 + 60	2.20	2.20	5.29				9.70 (3.3 - 11.3)	3.200 (0.890 - 4.290)	14.34	97
25 + 25 + 71	2.02	2.02	5.75				9.80 (3.3 - 11.4)	3.290 (0.890 - 4.360)	14.75	97
25 + 25 + 80	1.92	1.92	6.15				10.00 (3.3 - 11.6)	3.440 (0.890 - 4.490)	15.42	97
25 + 35 + 35	2.34	3.28	3.28				8.90 (3.3 - 10.6)	2.730 (0.890 - 3.870)	12.24	97
25 + 35 + 42	2.35	3.29	3.95				9.60 (3.3 - 11.0)	3.100 (0.890 - 4.110)	13.90	97
25 + 35 + 50	2.20	3.09	4.41				9.70 (3.3 - 11.3)	3.200 (0.890 - 4.290)	14.34	97
25 + 35 + 60	2.04	2.86	4.90				9.80 (3.3 - 11.4)	3.290 (0.890 - 4.360)	14.75	97
25 + 35 + 71	1.91	2.67	5.42				10.00 (3.3 - 11.6)	3.440 (0.890 - 4.490)	15.42	97
25 + 35 + 80	1.84	2.58	5.89				10.30 (3.3 - 11.9)	3.590 (0.890 - 4.710)	16.09	97
25 + 42 + 42	2.22	3.74	3.74				9.70 (3.3 - 11.3)	3.200 (0.890 - 4.290)	14.34	97
25 + 42 + 50	2.09	3.52	4.19				9.80 (3.3 - 11.4)	3.290 (0.890 - 4.360)	14.75	97
25 + 42 + 60	1.95	3.27	4.68				9.90 (3.3 - 11.5)	3.390 (0.890 - 4.420)	15.19	97
25 + 42 + 71	1.87	3.13	5.30				10.30 (3.3 - 11.9)	3.590 (0.890 - 4.710)	16.09	97
25 + 42 + 80	1.79	3.00	5.71				10.50 (3.3 - 12.1)	3.690 (0.890 - 4.860)	16.54	97
25 + 50 + 50	1.98	3.96	3.96				9.90 (3.3 - 11.5)	3.390 (0.890 - 4.420)	15.19	97
25 + 50 + 60	1.89	3.78	4.53				10.20 (3.3 - 11.8)	3.540 (0.890 - 4.640)	15.87	97
25 + 50 + 71	1.80	3.60	5.11				10.50 (3.3 - 12.1)	3.690 (0.890 - 4.860)	16.54	97
25 + 50 + 80	1.74	3.48	5.57				10.80 (3.3 - 12.3)	3.710 (0.880 - 4.870)	16.63	97
25 + 60 + 60	1.81	4.34	4.34				10.50 (3.3 - 12.1)	3.690 (0.890 - 4.860)	16.54	97
25 + 60 + 71	1.73	4.15	4.92				10.80 (3.3 - 12.4)	3.710 (0.880 - 4.800)	16.63	97
25 + 60 + 80	1.68	4.04	5.38				11.10 (3.4 - 12.6)	3.670 (0.870 - 4.680)	16.45	97
25 + 71 + 71	1.66	4.72	4.72				11.10 (3.4 - 12.7)	3.670 (0.870 - 4.610)	16.45	97
25 + 71 + 80	1.62	4.60	5.18				11.40 (3.4 - 12.9)	3.620 (0.860 - 4.480)	16.23	97
35 + 35 + 35	3.20	3.20	3.20				9.60 (3.3 - 11.2)	3.100 (0.890 - 4.230)	13.90	97
35 + 35 + 42	3.03	3.03	3.64				9.70 (3.3 - 11.3)	3.200 (0.890 - 4.290)	14.34	97
35 + 35 + 50	2.86	2.86	4.08				9.80 (3.3 - 11.4)	3.290 (0.890 - 4.360)	14.75	97
35 + 35 + 60	2.69	2.69	4.62				10.00 (3.3 - 11.6)	3.440 (0.890 - 4.490)	15.42	97
35 + 35 + 71	2.56	2.56	5.19				10.30 (3.3 - 11.9)	3.590 (0.890 - 4.710)	16.09	97
35 + 35 + 80	2.47	2.47	5.65				10.60 (3.3 - 12.2)	3.740 (0.890 - 4.930)	16.76	97
35 + 42 + 42	2.88	3.46	3.46				9.80 (3.3 - 11.4)	3.290 (0.890 - 4.360)	14.75	97
35 + 42 + 50	2.73	3.27	3.90				9.90 (3.3 - 11.5)	3.390 (0.890 - 4.420)	15.19	97
35 + 42 + 60	2.61	3.13	4.47				10.20 (3.3 - 11.8)	3.540 (0.890 - 4.640)	15.87	97
35 + 42 + 71	2.48	2.98	5.04				10.50 (3.3 - 12.1)	3.690 (0.890 - 4.860)	16.54	97
35 + 42 + 80	2.41	2.89	5.50				10.80 (3.3 - 12.4)	3.710 (0.880 - 4.800)	16.63	97
35 + 50 + 50	2.64	3.78	3.78				10.20 (3.3 - 11.8)	3.540 (0.890 - 4.640)	15.87	97
35 + 50 + 60	2.53	3.62	4.34				10.50 (3.3 - 12.1)	3.690 (0.890 - 4.860)	16.54	97
35 + 50 + 71	2.42	3.46	4.92				10.80 (3.3 - 12.4)	3.710 (0.880 - 4.800)	16.63	97
35 + 50 + 80	2.35	3.36	5.38				11.10 (3.4 - 12.6)	3.670 (0.870 - 4.680)	16.45	97
35 + 60 + 60	2.44	4.18	4.18				10.80 (3.3 - 12.3)	3.710 (0.880 - 4.870)	16.63	97
35 + 60 + 71	2.34	4.01	4.75				11.10 (3.4 - 12.6)	3.670 (0.870 - 4.680)	16.45	97
35 + 60 + 80	2.28	3.91	5.21				11.40 (3.4 - 12.9)	3.620 (0.860 - 4.480)	16.23	97
35 + 71 + 71	2.25	4.57	4.57				11.40 (3.4 - 12.9)	3.620 (0.850 - 4.480)	16.23	97
42 + 42 + 42	3.30	3.30	3.30				9.90 (3.3 - 11.5)	3.390 (0.890 - 4.420)	15.19	97
42 + 42 + 50	3.17	3.17	3.77				10.10 (3.3 - 11.7)	3.490 (0.890 - 4.570)	15.64	97
42 + 42 + 60	3.03	3.03	4.33				10.40 (3.3 - 12.0)	3.640 (0.890 - 4.780)	16.32	97
42 + 42 + 71	2.93	2.93	4.95				10.80 (3.3 - 12.3)	3.710 (0.880 - 4.870)	16.63	97
42 + 42 + 80	2.82	2.82	5.37				11.00 (3.3 - 12.6)	3.680 (0.870 - 4.680)	16.49	97
42 + 50 + 50	3.08	3.66	3.66				10.40 (3.3 - 12.0)	3.640 (0.890 - 4.780)	16.32	97
42 + 50 + 60	2.96	3.52	4.22				10.70 (3.3 - 12.3)	3.730 (0.890 - 4.870)	16.72	97
42 + 50 + 71	2.83	3.37	4.79				11.00 (3.3 - 12.5)	3.680 (0.870 - 4.740)	16.49	97
42 + 50 + 80	2.76	3.28	5.26				11.30 (3.4 - 12.8)	3.640 (0.860 - 4.550)	16.32	97
42 + 60 + 60	2.85	4.07	4.07				11.00 (3.3 - 12.5)	3.680 (0.870 - 4.740)	16.49	97
42 + 60 + 71	2.74	3.92	4.64				11.30 (3.4 - 12.8)	3.640 (0.860 - 4.550)	16.32	97
50 + 50 + 50	3.53	3.53	3.53				10.60 (3.3 - 12.2)	3.740 (0.890 - 4.930)	16.76	97
50 + 50 + 60	3.41	3.41	4.09				10.90 (3.3 - 12.5)	3.700 (0.880 - 4.740)	16.58	97
50 + 50 + 71	3.27	3.27	4.65				11.20 (3.4 - 12.8)	3.650 (0.860 - 4.550)	16.36	97
50 + 50 + 80	3.19	3.19	5.11				11.50 (3.4 - 13.0)	3.610 (0.850 - 4.420)	16.18	97
50 + 60 + 60	3.29	3.95	3.95				11.20 (3.4 - 12.7)	3.650 (0.860 - 4.610)	16.36	97
60 + 60 + 60	3.83	3.83	3.83				11.50 (3.4 - 13.0)	3.610 (0.850 - 4.420)	16.18	97
22 + 22 + 22 + 22	2.20	2.20	2.20	2.20			8.80 (3.3 - 11.0)	2.310 (0.870 - 3.850)	10.14	99
22 + 22 + 22 + 25	2.20	2.20	2.20	2.50			9.10 (3.3 - 11.2)	2.500 (0.870 - 3.900)	10.98	99
22 + 22 + 22 + 35	2.18	2.18	2.18	3.47			10.00 (3.3 - 11.8)	3.070 (0.870 - 4.050)	13.48	99
22 + 22 + 22 + 42	2.06	2.06	2.06	3.93			10.10 (3.3 - 11.9)	3.110 (0.870 - 4.100)	13.66	99
22 + 22 + 22 + 50	1.95	1.95	1.95	4.44			10.30 (3.3 - 12.0)	3.190 (0.870 - 4.140)	14.01	99
22 + 22 + 22 + 60	1.83	1.83	1.83	5.00			10.50 (3.4 - 12.2)	3.270 (0.870 - 4.240)	14.36	99
22 + 22 + 22 + 71	1.70	1.70	1.70	5.49			10.60 (3.4 - 12.4)	3.310 (0.870 - 4.330)	14.54	99
22 + 22 + 22 + 80	1.61	1.61	1.61	5.86			10.70 (3.4 - 12.4)	3.350 (0.870 - 4.330)	14.71	99
22 + 22 + 25 + 25	2.20	2.20	2.50	2.50			9.40 (3.3 - 11.4)	2.690 (0.870 - 3.950)	11.81	99
22 + 22 + 25 + 35	2.14	2.14	2.43	3.40			10.10 (3.3 - 11.9)	3.110 (0.870 - 4.100)	13.66	99
22 + 22 + 25 + 42	2.02	2.02	2.30	3.86			10.20 (3.3 - 12.0)	3.150 (0.870 - 4.140)	13.83	99
22 + 22 + 25 + 50	1.90	1.90	2.16	4.33			10.30 (3.3 - 12.1)	3.190 (0.870 - 4.190)	14.01	99
22 + 22 + 25 + 60	1.79	1.79	2.03	4.88			10.50 (3.4 - 12.2)	3.270 (0.870 - 4.240)	14.36	99
22 + 22 + 25 + 71	1.68	1.68	1.91	5.43			10.70 (3.4 - 12.4)	3.350 (0.870 - 4.330)	14.71	99
22 + 22 + 25 + 80	1.58	1.58	1.80	5.74			10.70 (3.4 - 12.4)	3.350 (0.870 - 4.330)	14.71	99
22 + 22 + 35 + 35	1.97	1.97	3.13	3.13			10.20 (3.3 - 12.0)	3.150 (0.870 - 4.140)	13.83	99
22 + 22 + 35 + 42	1.89	1.89	3.01	3.61			10.40 (3.4 - 12.1)	3.230 (0.870 - 4.190)	14.19	99
22 + 22 + 35 + 50	1.79	1.79	2.85	4.07			10.50 (3.4 - 12.2)	3.270 (0.870 - 4.240)	14.36	99

Indoor Units Combination	Cooling Capacity (kW)						Outdoor Unit Power Consumption (kW)	Current (A)	Power Factor (%)	
	Unit A	Unit B	Unit C	Unit D	Unit E	Unit F				Total
22 + 22 + 35 + 60	1.69	1.69	2.69	4.62			10.70 (3.4 - 12.4)	3.350 (0.870 - 4.330)	14.71	99
22 + 22 + 35 + 71	1.57	1.57	2.50	5.06			10.70 (3.4 - 12.4)	3.350 (0.870 - 4.330)	14.71	99
22 + 22 + 35 + 80	1.49	1.49	2.38	5.43			10.80 (3.4 - 12.5)	3.380 (0.870 - 4.400)	14.84	99
22 + 22 + 42 + 42	1.80	1.80	3.45	3.45			10.50 (3.4 - 12.2)	3.270 (0.870 - 4.240)	14.36	99
22 + 22 + 42 + 50	1.71	1.71	3.27	3.90			10.60 (3.4 - 12.3)	3.310 (0.870 - 4.280)	14.54	99
22 + 22 + 42 + 60	1.61	1.61	3.08	4.40			10.70 (3.4 - 12.4)	3.350 (0.870 - 4.330)	14.71	99
22 + 22 + 42 + 71	1.51	1.51	2.89	4.88			10.80 (3.4 - 12.5)	3.380 (0.870 - 4.400)	14.84	99
22 + 22 + 42 + 80	1.43	1.43	2.73	5.20			10.80 (3.4 - 12.5)	3.380 (0.870 - 4.400)	14.84	99
22 + 22 + 50 + 50	1.63	1.63	3.72	3.72			10.70 (3.4 - 12.4)	3.350 (0.870 - 4.330)	14.71	99
22 + 22 + 50 + 60	1.54	1.54	3.51	4.21			10.80 (3.4 - 12.5)	3.380 (0.870 - 4.400)	14.84	99
22 + 22 + 50 + 71	1.44	1.44	3.27	4.65			10.80 (3.4 - 12.5)	3.380 (0.870 - 4.400)	14.84	99
22 + 22 + 50 + 80	1.37	1.37	3.10	4.97			10.80 (3.4 - 12.5)	3.380 (0.870 - 4.400)	14.84	99
22 + 22 + 60 + 60	1.45	1.45	3.95	3.95			10.80 (3.4 - 12.5)	3.380 (0.870 - 4.400)	14.84	99
22 + 22 + 60 + 71	1.36	1.36	3.70	4.38			10.80 (3.4 - 12.5)	3.380 (0.870 - 4.400)	14.84	99
22 + 25 + 25 + 25	2.20	2.50	2.50	2.50			9.70 (3.3 - 11.6)	2.880 (0.870 - 4.000)	12.65	99
22 + 25 + 25 + 35	2.08	2.36	2.36	3.30			10.10 (3.3 - 11.9)	3.110 (0.870 - 4.100)	13.66	99
22 + 25 + 25 + 42	1.97	2.24	2.24	3.76			10.20 (3.3 - 12.0)	3.150 (0.870 - 4.140)	13.83	99
22 + 25 + 25 + 50	1.88	2.13	2.13	4.26			10.40 (3.4 - 12.1)	3.230 (0.870 - 4.190)	14.19	99
22 + 25 + 25 + 60	1.77	2.01	2.01	4.82			10.60 (3.4 - 12.3)	3.310 (0.870 - 4.280)	14.54	99
22 + 25 + 25 + 71	1.65	1.87	1.87	5.31			10.70 (3.4 - 12.4)	3.350 (0.870 - 4.330)	14.71	99
22 + 25 + 25 + 80	1.55	1.76	1.76	5.63			10.70 (3.4 - 12.4)	3.350 (0.870 - 4.330)	14.71	99
22 + 25 + 35 + 35	1.94	2.20	3.08	3.08			10.30 (3.3 - 12.1)	3.190 (0.870 - 4.190)	14.01	99
22 + 25 + 35 + 42	1.85	2.10	2.94	3.52			10.40 (3.4 - 12.2)	3.230 (0.870 - 4.240)	14.19	99
22 + 25 + 35 + 50	1.77	2.01	2.81	4.02			10.60 (3.4 - 12.3)	3.310 (0.870 - 4.280)	14.54	99
22 + 25 + 35 + 60	1.66	1.88	2.64	4.52			10.70 (3.4 - 12.4)	3.350 (0.870 - 4.330)	14.71	99
22 + 25 + 35 + 71	1.54	1.75	2.45	4.97			10.70 (3.4 - 12.4)	3.350 (0.870 - 4.330)	14.71	99
22 + 25 + 35 + 80	1.47	1.67	2.33	5.33			10.80 (3.4 - 12.5)	3.380 (0.870 - 4.400)	14.84	99
22 + 25 + 42 + 42	1.76	2.00	3.37	3.37			10.50 (3.4 - 12.3)	3.270 (0.870 - 4.280)	14.36	99
22 + 25 + 42 + 50	1.69	1.92	3.23	3.85			10.70 (3.4 - 12.4)	3.350 (0.870 - 4.330)	14.71	99
22 + 25 + 42 + 60	1.58	1.80	3.02	4.31			10.70 (3.4 - 12.4)	3.350 (0.870 - 4.330)	14.71	99
22 + 25 + 42 + 71	1.49	1.69	2.84	4.79			10.80 (3.4 - 12.5)	3.380 (0.870 - 4.400)	14.84	99
22 + 25 + 42 + 80	1.41	1.60	2.68	5.11			10.80 (3.4 - 12.5)	3.380 (0.870 - 4.400)	14.84	99
22 + 25 + 50 + 50	1.60	1.82	3.64	3.64			10.70 (3.4 - 12.4)	3.350 (0.870 - 4.330)	14.71	99
22 + 25 + 50 + 60	1.51	1.72	3.44	4.13			10.80 (3.4 - 12.5)	3.380 (0.870 - 4.400)	14.84	99
22 + 25 + 50 + 71	1.41	1.61	3.21	4.56			10.80 (3.4 - 12.5)	3.380 (0.870 - 4.400)	14.84	99
22 + 25 + 50 + 80	1.34	1.53	3.05	4.88			10.80 (3.4 - 12.5)	3.380 (0.870 - 4.400)	14.84	99
22 + 25 + 60 + 60	1.42	1.62	3.88	3.88			10.80 (3.4 - 12.5)	3.380 (0.870 - 4.400)	14.84	99
22 + 25 + 60 + 71	1.33	1.52	3.64	4.31			10.80 (3.4 - 12.5)	3.380 (0.870 - 4.400)	14.84	99
22 + 35 + 35 + 35	1.82	2.89	2.89	2.89			10.50 (3.4 - 12.2)	3.270 (0.870 - 4.240)	14.36	99
22 + 35 + 35 + 42	1.74	2.77	2.77	3.32			10.60 (3.4 - 12.3)	3.310 (0.870 - 4.280)	14.54	99
22 + 35 + 35 + 50	1.66	2.64	2.64	3.77			10.70 (3.4 - 12.4)	3.350 (0.870 - 4.330)	14.71	99
22 + 35 + 35 + 60	1.55	2.46	2.46	4.22			10.70 (3.4 - 12.4)	3.350 (0.870 - 4.330)	14.71	99
22 + 35 + 35 + 71	1.46	2.32	2.32	4.70			10.80 (3.4 - 12.5)	3.380 (0.870 - 4.400)	14.84	99
22 + 35 + 35 + 80	1.38	2.20	2.20	5.02			10.80 (3.4 - 12.5)	3.380 (0.870 - 4.400)	14.84	99
22 + 35 + 42 + 42	1.67	2.66	3.19	3.19			10.70 (3.4 - 12.4)	3.350 (0.870 - 4.330)	14.71	99
22 + 35 + 42 + 50	1.58	2.51	3.02	3.59			10.70 (3.4 - 12.4)	3.350 (0.870 - 4.330)	14.71	99
22 + 35 + 42 + 60	1.49	2.38	2.85	4.08			10.80 (3.4 - 12.5)	3.380 (0.870 - 4.400)	14.84	99
22 + 35 + 42 + 71	1.40	2.22	2.67	4.51			10.80 (3.4 - 12.5)	3.380 (0.870 - 4.400)	14.84	99
22 + 35 + 42 + 80	1.33	2.11	2.53	4.83			10.80 (3.4 - 12.5)	3.380 (0.870 - 4.400)	14.84	99
22 + 35 + 50 + 50	1.51	2.41	3.44	3.44			10.80 (3.4 - 12.5)	3.380 (0.870 - 4.400)	14.84	99
22 + 35 + 50 + 60	1.42	2.26	3.23	3.88			10.80 (3.4 - 12.5)	3.380 (0.870 - 4.400)	14.84	99
22 + 35 + 50 + 71	1.33	2.12	3.03	4.31			10.80 (3.4 - 12.5)	3.380 (0.870 - 4.400)	14.84	99
22 + 35 + 60 + 60	1.34	2.14	3.66	3.66			10.80 (3.4 - 12.5)	3.380 (0.870 - 4.400)	14.84	99
22 + 42 + 42 + 42	1.59	3.04	3.04	3.04			10.70 (3.4 - 12.4)	3.350 (0.870 - 4.330)	14.71	99
22 + 42 + 42 + 50	1.52	2.91	2.91	3.46			10.80 (3.4 - 12.5)	3.380 (0.870 - 4.400)	14.84	99
22 + 42 + 42 + 60	1.43	2.73	2.73	3.90			10.80 (3.4 - 12.5)	3.380 (0.870 - 4.400)	14.84	99
22 + 42 + 42 + 71	1.34	2.56	2.56	4.33			10.80 (3.4 - 12.5)	3.380 (0.870 - 4.400)	14.84	99
22 + 42 + 50 + 50	1.45	2.77	3.29	3.29			10.80 (3.4 - 12.5)	3.380 (0.870 - 4.400)	14.84	99
22 + 42 + 50 + 60	1.37	2.61	3.10	3.72			10.80 (3.4 - 12.5)	3.380 (0.870 - 4.400)	14.84	99
22 + 50 + 50 + 50	1.38	3.14	3.14	3.14			10.80 (3.4 - 12.5)	3.380 (0.870 - 4.400)	14.84	99
25 + 25 + 25 + 25	2.50	2.50	2.50	2.50			10.00 (3.3 - 11.8)	3.070 (0.870 - 4.050)	13.48	99
25 + 25 + 25 + 35	2.32	2.32	2.32	3.25			10.20 (3.3 - 12.0)	3.150 (0.870 - 4.140)	13.83	99
25 + 25 + 25 + 42	2.20	2.20	2.20	3.70			10.30 (3.3 - 12.1)	3.190 (0.870 - 4.190)	14.01	99
25 + 25 + 25 + 50	2.08	2.08	2.08	4.16			10.40 (3.4 - 12.2)	3.230 (0.870 - 4.240)	14.19	99
25 + 25 + 25 + 60	1.96	1.96	1.96	4.71			10.60 (3.4 - 12.3)	3.310 (0.870 - 4.280)	14.54	99
25 + 25 + 25 + 71	1.83	1.83	1.83	5.20			10.70 (3.4 - 12.4)	3.350 (0.870 - 4.330)	14.71	99
25 + 25 + 25 + 80	1.74	1.74	1.74	5.57			10.80 (3.4 - 12.5)	3.380 (0.870 - 4.400)	14.84	99
25 + 25 + 35 + 35	2.17	2.17	3.03	3.03			10.40 (3.4 - 12.1)	3.230 (0.870 - 4.190)	14.19	99
25 + 25 + 35 + 42	2.07	2.07	2.89	3.47			10.50 (3.4 - 12.2)	3.270 (0.870 - 4.240)	14.36	99
25 + 25 + 35 + 50	1.96	1.96	2.75	3.93			10.60 (3.4 - 12.3)	3.310 (0.870 - 4.280)	14.54	99
25 + 25 + 35 + 60	1.84	1.84	2.58	4.43			10.70 (3.4 - 12.4)	3.350 (0.870 - 4.330)	14.71	99
25 + 25 + 35 + 71	1.73	1.73	2.42	4.92			10.80 (3.4 - 12.5)	3.380 (0.870 - 4.400)	14.84	99
25 + 25 + 35 + 80	1.64	1.64	2.29	5.24			10.80 (3.4 - 12.5)	3.380 (0.870 - 4.400)	14.84	99
25 + 25 + 42 + 42	1.98	1.98	3.32	3.32			10.60 (3.4 - 12.3)	3.310 (0.870 - 4.280)	14.54	99
25 + 25 + 42 + 50	1.88	1.88	3.16	3.77			10.70 (3.4 - 12.4)	3.350 (0.870 - 4.330)	14.71	99
25 + 25 + 42 + 60	1.76	1.76	2.96	4.22			10.70 (3.4 - 12.4)	3.350 (0.870 - 4.330)	14.71	99
25 + 25 + 42 + 71	1.66	1.66	2.78	4.70			10.80 (3.4 - 12.5)	3.380 (0.870 - 4.400)	14.84	99
25 + 25 + 42 + 80	1.57	1.57	2.64	5.02			10.80 (3.4 - 12.5)	3.380 (0.870 - 4.400)	14.84	99
25 + 25 + 50 + 50	1.78	1.78	3.57	3.57			10.70 (3.4 - 12.4)	3.350 (0.870 - 4.330)	14.71	99
25 + 25 + 50 + 60	1.69	1.69	3.38	4.05			10.80 (3.4 - 12.5)	3.380 (0.870 - 4.400)	14.84	99

Indoor Units Combination	Cooling Capacity (kW)						Outdoor Unit Power Consumption (kW)	Current (A)	Power Factor (%)	
	Unit A	Unit B	Unit C	Unit D	Unit E	Unit F				Total
25 + 25 + 50 + 71	1.58	1.58	3.16	4.48			10.80 (3.4 - 12.5)	3.380 (0.870 - 4.400)	14.84	99
25 + 25 + 50 + 80	1.50	1.50	3.00	4.80			10.80 (3.4 - 12.5)	3.380 (0.870 - 4.400)	14.84	99
25 + 25 + 60 + 60	1.59	1.59	3.81	3.81			10.80 (3.4 - 12.5)	3.380 (0.870 - 4.400)	14.84	99
25 + 35 + 35 + 35	2.02	2.83	2.83	2.83			10.50 (3.4 - 12.3)	3.270 (0.870 - 4.280)	14.36	99
25 + 35 + 35 + 42	1.93	2.71	2.71	3.25			10.60 (3.4 - 12.4)	3.310 (0.870 - 4.330)	14.54	99
25 + 35 + 35 + 50	1.84	2.58	2.58	3.69			10.70 (3.4 - 12.4)	3.350 (0.870 - 4.330)	14.71	99
25 + 35 + 35 + 60	1.74	2.44	2.44	4.18			10.80 (3.4 - 12.5)	3.380 (0.870 - 4.400)	14.84	99
25 + 35 + 35 + 71	1.63	2.28	2.28	4.62			10.80 (3.4 - 12.5)	3.380 (0.870 - 4.400)	14.84	99
25 + 35 + 35 + 80	1.54	2.16	2.16	4.94			10.80 (3.4 - 12.5)	3.380 (0.870 - 4.400)	14.84	99
25 + 35 + 42 + 42	1.86	2.60	3.12	3.12			10.70 (3.4 - 12.4)	3.350 (0.870 - 4.330)	14.71	99
25 + 35 + 42 + 50	1.76	2.46	2.96	3.52			10.70 (3.4 - 12.4)	3.350 (0.870 - 4.330)	14.71	99
25 + 35 + 42 + 60	1.67	2.33	2.80	4.00			10.80 (3.4 - 12.5)	3.380 (0.870 - 4.400)	14.84	99
25 + 35 + 42 + 71	1.56	2.18	2.62	4.43			10.80 (3.4 - 12.5)	3.380 (0.870 - 4.400)	14.84	99
25 + 35 + 50 + 50	1.69	2.36	3.38	3.38			10.80 (3.4 - 12.5)	3.380 (0.870 - 4.400)	14.84	99
25 + 35 + 50 + 60	1.59	2.22	3.18	3.81			10.80 (3.4 - 12.5)	3.380 (0.870 - 4.400)	14.84	99
25 + 35 + 60 + 60	1.50	2.10	3.60	3.60			10.80 (3.4 - 12.5)	3.380 (0.870 - 4.400)	14.84	99
25 + 42 + 42 + 42	1.77	2.98	2.98	2.98			10.70 (3.4 - 12.4)	3.350 (0.870 - 4.330)	14.71	99
25 + 42 + 42 + 50	1.70	2.85	2.85	3.40			10.80 (3.4 - 12.5)	3.380 (0.870 - 4.400)	14.84	99
25 + 42 + 42 + 60	1.60	2.68	2.68	3.83			10.80 (3.4 - 12.5)	3.380 (0.870 - 4.400)	14.84	99
25 + 42 + 42 + 71	1.50	2.52	2.52	4.26			10.80 (3.4 - 12.5)	3.380 (0.870 - 4.400)	14.84	99
25 + 42 + 50 + 50	1.62	2.72	3.23	3.23			10.80 (3.4 - 12.5)	3.380 (0.870 - 4.400)	14.84	99
25 + 42 + 50 + 60	1.53	2.56	3.05	3.66			10.80 (3.4 - 12.5)	3.380 (0.870 - 4.400)	14.84	99
25 + 50 + 50 + 50	1.54	3.09	3.09	3.09			10.80 (3.4 - 12.5)	3.380 (0.870 - 4.400)	14.84	99
35 + 35 + 35 + 35	2.68	2.68	2.68	2.68			10.70 (3.4 - 12.4)	3.350 (0.870 - 4.330)	14.71	99
35 + 35 + 35 + 42	2.55	2.55	2.55	3.06			10.70 (3.4 - 12.4)	3.350 (0.870 - 4.330)	14.71	99
35 + 35 + 35 + 50	2.44	2.44	2.44	3.48			10.80 (3.4 - 12.5)	3.380 (0.870 - 4.400)	14.84	99
35 + 35 + 35 + 60	2.29	2.29	2.29	3.93			10.80 (3.4 - 12.5)	3.380 (0.870 - 4.400)	14.84	99
35 + 35 + 35 + 71	2.15	2.15	2.15	4.36			10.80 (3.4 - 12.5)	3.380 (0.870 - 4.400)	14.84	99
35 + 35 + 42 + 42	2.45	2.45	2.95	2.95			10.80 (3.4 - 12.5)	3.380 (0.870 - 4.400)	14.84	99
35 + 35 + 42 + 50	2.33	2.33	2.80	3.33			10.80 (3.4 - 12.5)	3.380 (0.870 - 4.400)	14.84	99
35 + 35 + 42 + 60	2.20	2.20	2.64	3.77			10.80 (3.4 - 12.5)	3.380 (0.870 - 4.400)	14.84	99
35 + 35 + 50 + 50	2.22	2.22	3.18	3.18			10.80 (3.4 - 12.5)	3.380 (0.870 - 4.400)	14.84	99
35 + 35 + 50 + 60	2.10	2.10	3.00	3.60			10.80 (3.4 - 12.5)	3.380 (0.870 - 4.400)	14.84	99
35 + 42 + 42 + 42	2.35	2.82	2.82	2.82			10.80 (3.4 - 12.5)	3.380 (0.870 - 4.400)	14.84	99
35 + 42 + 42 + 50	2.24	2.68	2.68	3.20			10.80 (3.4 - 12.5)	3.380 (0.870 - 4.400)	14.84	99
35 + 42 + 42 + 60	2.11	2.53	2.53	3.62			10.80 (3.4 - 12.5)	3.380 (0.870 - 4.400)	14.84	99
35 + 42 + 50 + 50	2.14	2.56	3.05	3.05			10.80 (3.4 - 12.5)	3.380 (0.870 - 4.400)	14.84	99
42 + 42 + 42 + 42	2.70	2.70	2.70	2.70			10.80 (3.4 - 12.5)	3.380 (0.870 - 4.400)	14.84	99
42 + 42 + 42 + 50	2.58	2.58	2.58	3.07			10.80 (3.4 - 12.5)	3.380 (0.870 - 4.400)	14.84	99
22 + 22 + 22 + 22 + 22	2.20	2.20	2.20	2.20	2.20		11.00 (3.5 - 13.2)	3.350 (0.890 - 5.810)	14.71	99
22 + 22 + 22 + 22 + 25	2.18	2.18	2.18	2.18	2.48		11.20 (3.5 - 13.2)	3.470 (0.890 - 5.800)	15.24	99
22 + 22 + 22 + 22 + 35	2.11	2.11	2.11	2.11	3.36		11.80 (3.5 - 13.2)	3.830 (0.890 - 5.770)	16.82	99
22 + 22 + 22 + 22 + 42	2.01	2.01	2.01	2.01	3.84		11.90 (3.5 - 13.2)	3.890 (0.890 - 5.760)	17.08	99
22 + 22 + 22 + 22 + 50	1.91	1.91	1.91	1.91	4.35		12.00 (3.5 - 13.3)	3.940 (0.890 - 5.780)	17.30	99
22 + 22 + 22 + 22 + 60	1.78	1.78	1.78	1.78	4.86		12.00 (3.5 - 13.3)	3.940 (0.890 - 5.780)	17.30	99
22 + 22 + 22 + 22 + 71	1.67	1.67	1.67	1.67	5.40		12.10 (3.5 - 13.3)	3.980 (0.890 - 5.780)	17.48	99
22 + 22 + 22 + 22 + 80	1.60	1.60	1.60	1.60	5.81		12.20 (3.5 - 13.4)	4.030 (0.890 - 5.790)	17.70	99
22 + 22 + 22 + 25 + 25	2.16	2.16	2.16	2.46	2.46		11.40 (3.5 - 13.2)	3.590 (0.890 - 5.790)	15.77	99
22 + 22 + 22 + 25 + 35	2.08	2.08	2.08	2.36	3.31		11.90 (3.5 - 13.2)	3.890 (0.890 - 5.760)	17.08	99
22 + 22 + 22 + 25 + 42	1.97	1.97	1.97	2.24	3.76		11.90 (3.5 - 13.2)	3.890 (0.890 - 5.760)	17.08	99
22 + 22 + 22 + 25 + 50	1.87	1.87	1.87	2.13	4.26		12.00 (3.5 - 13.3)	3.940 (0.890 - 5.780)	17.30	99
22 + 22 + 22 + 25 + 60	1.76	1.76	1.76	2.00	4.81		12.10 (3.5 - 13.3)	3.980 (0.890 - 5.780)	17.48	99
22 + 22 + 22 + 25 + 71	1.64	1.64	1.64	1.87	5.30		12.10 (3.5 - 13.3)	3.980 (0.890 - 5.780)	17.48	99
22 + 22 + 22 + 25 + 80	1.57	1.57	1.57	1.78	5.71		12.20 (3.5 - 13.4)	4.030 (0.890 - 5.790)	17.70	99
22 + 22 + 22 + 35 + 35	1.94	1.94	1.94	3.09	3.09		12.00 (3.5 - 13.3)	3.940 (0.890 - 5.780)	17.30	99
22 + 22 + 22 + 35 + 42	1.85	1.85	1.85	2.94	3.52		12.00 (3.5 - 13.3)	3.940 (0.890 - 5.780)	17.30	99
22 + 22 + 22 + 35 + 50	1.76	1.76	1.76	2.80	4.01		12.10 (3.5 - 13.3)	3.980 (0.890 - 5.780)	17.48	99
22 + 22 + 22 + 35 + 60	1.65	1.65	1.65	2.63	4.51		12.10 (3.5 - 13.3)	3.980 (0.890 - 5.780)	17.48	99
22 + 22 + 22 + 35 + 71	1.56	1.56	1.56	2.48	5.04		12.20 (3.5 - 13.4)	4.030 (0.890 - 5.790)	17.70	99
22 + 22 + 22 + 42 + 42	1.77	1.77	1.77	3.39	3.39		12.10 (3.5 - 13.3)	3.980 (0.890 - 5.780)	17.48	99
22 + 22 + 22 + 42 + 50	1.68	1.68	1.68	3.22	3.83		12.10 (3.5 - 13.3)	3.980 (0.890 - 5.780)	17.48	99
22 + 22 + 22 + 42 + 60	1.60	1.60	1.60	3.05	4.36		12.20 (3.5 - 13.4)	4.030 (0.890 - 5.790)	17.70	99
22 + 22 + 22 + 42 + 71	1.50	1.50	1.50	2.86	4.84		12.20 (3.5 - 13.4)	4.030 (0.890 - 5.790)	17.70	99
22 + 22 + 22 + 50 + 50	1.60	1.60	1.60	3.64	3.64		12.10 (3.5 - 13.3)	3.980 (0.890 - 5.780)	17.48	99
22 + 22 + 22 + 50 + 60	1.53	1.53	1.53	3.47	4.16		12.20 (3.5 - 13.4)	4.030 (0.890 - 5.790)	17.70	99
22 + 22 + 25 + 25 + 25	2.13	2.13	2.42	2.42	2.42		11.50 (3.5 - 13.2)	3.650 (0.890 - 5.780)	16.03	99
22 + 22 + 25 + 25 + 35	2.03	2.03	2.31	2.31	3.23		11.90 (3.5 - 13.2)	3.890 (0.890 - 5.760)	17.08	99
22 + 22 + 25 + 25 + 42	1.94	1.94	2.21	2.21	3.71		12.00 (3.5 - 13.3)	3.940 (0.890 - 5.780)	17.30	99
22 + 22 + 25 + 25 + 50	1.83	1.83	2.08	2.08	4.17		12.00 (3.5 - 13.3)	3.940 (0.890 - 5.780)	17.30	99
22 + 22 + 25 + 25 + 60	1.73	1.73	1.96	1.96	4.71		12.10 (3.5 - 13.3)	3.980 (0.890 - 5.780)	17.48	99
22 + 22 + 25 + 25 + 71	1.61	1.61	1.83	1.83	5.21		12.10 (3.5 - 13.3)	3.980 (0.890 - 5.780)	17.48	99
22 + 22 + 25 + 25 + 80	1.54	1.54	1.75	1.75	5.61		12.20 (3.5 - 13.4)	4.030 (0.890 - 5.790)	17.70	99
22 + 22 + 25 + 35 + 35	1.90	1.90	2.16	3.02	3.02		12.00 (3.5 - 13.3)	3.940 (0.890 - 5.780)	17.30	99
22 + 22 + 25 + 35 + 42	1.81	1.81	2.05	2.88	3.45		12.00 (3.5 - 13.3)	3.940 (0.890 - 5.780)	17.30	99
22 + 22 + 25 + 35 + 50	1.73	1.73	1.96	2.75	3.93		12.10 (3.5 - 13.3)	3.980 (0.890 - 5.780)	17.48	99
22 + 22 + 25 + 35 + 60	1.62	1.62	1.84	2.58	4.43		12.10 (3.5 - 13.3)	3.980 (0.890 - 5.780)	17.48	99
22 + 22 + 25 + 35 + 71	1.53	1.53	1.74	2.44	4.95		12.20 (3.5 - 13.4)	4.030 (0.890 - 5.790)	17.70	99
22 + 22 + 25 + 42 + 42	1.74	1.74	1.98	3.32	3.32		12.10 (3.5 - 13.3)	3.980 (0.890 - 5.780)	17.48	99
22 + 22 + 25 + 42 + 50	1.65	1.65	1.88	3.16	3.76		12.10 (3.5 - 13.3)	3.980 (0.890 - 5.780)	17.48	99
22 + 22 + 25 + 42 + 60	1.57	1.57	1.78	3.00	4.28		12.20 (3.5 - 13.4)	4.030 (0.890 - 5.790)	17.70	99

Indoor Units Combination	Cooling Capacity (kW)						Total	Outdoor Unit Power Consumption (kW)	Current (A)	Power Factor (%)
	Unit A	Unit B	Unit C	Unit D	Unit E	Unit F				
22 + 22 + 25 + 50 + 50	1.59	1.59	1.80	3.61	3.61		12.20 (3.5 - 13.4)	4.030 (0.890 - 5.790)	17.70	99
22 + 22 + 25 + 50 + 60	1.50	1.50	1.70	3.41	4.09		12.20 (3.5 - 13.4)	4.030 (0.890 - 5.790)	17.70	99
22 + 22 + 35 + 35 + 35	1.77	1.77	2.82	2.82	2.82		12.00 (3.5 - 13.3)	3.940 (0.890 - 5.780)	17.30	99
22 + 22 + 35 + 35 + 42	1.71	1.71	2.71	2.71	3.26		12.10 (3.5 - 13.3)	3.980 (0.890 - 5.780)	17.48	99
22 + 22 + 35 + 35 + 50	1.62	1.62	2.58	2.58	3.69		12.10 (3.5 - 13.3)	3.980 (0.890 - 5.780)	17.48	99
22 + 22 + 35 + 35 + 60	1.54	1.54	2.45	2.45	4.21		12.20 (3.5 - 13.4)	4.030 (0.890 - 5.790)	17.70	99
22 + 22 + 35 + 42 + 42	1.63	1.63	2.60	3.12	3.12		12.10 (3.5 - 13.3)	3.980 (0.890 - 5.780)	17.48	99
22 + 22 + 35 + 42 + 50	1.57	1.57	2.50	3.00	3.57		12.20 (3.5 - 13.4)	4.030 (0.890 - 5.790)	17.70	99
22 + 22 + 35 + 50 + 50	1.50	1.50	2.39	3.41	3.41		12.20 (3.5 - 13.4)	4.030 (0.890 - 5.790)	17.70	99
22 + 22 + 42 + 42 + 42	1.58	1.58	3.01	3.01	3.01		12.20 (3.5 - 13.4)	4.030 (0.890 - 5.790)	17.70	99
22 + 22 + 42 + 42 + 50	1.51	1.51	2.88	2.88	3.43		12.20 (3.5 - 13.4)	4.030 (0.890 - 5.790)	17.70	99
22 + 25 + 25 + 25 + 25	2.11	2.40	2.40	2.40	2.40		11.70 (3.5 - 13.2)	3.770 (0.890 - 5.770)	16.56	99
22 + 25 + 25 + 25 + 35	1.98	2.25	2.25	2.25	3.16		11.90 (3.5 - 13.2)	3.890 (0.890 - 5.760)	17.08	99
22 + 25 + 25 + 25 + 42	1.90	2.16	2.16	2.16	3.63		12.00 (3.5 - 13.3)	3.940 (0.890 - 5.780)	17.30	99
22 + 25 + 25 + 25 + 50	1.80	2.04	2.04	2.04	4.08		12.00 (3.5 - 13.3)	3.940 (0.890 - 5.780)	17.30	99
22 + 25 + 25 + 25 + 60	1.70	1.93	1.93	1.93	4.62		12.10 (3.5 - 13.3)	3.980 (0.890 - 5.780)	17.48	99
22 + 25 + 25 + 25 + 71	1.60	1.82	1.82	1.82	5.16		12.20 (3.5 - 13.4)	4.030 (0.890 - 5.790)	17.70	99
22 + 25 + 25 + 25 + 80	1.52	1.72	1.72	1.72	5.51		12.20 (3.5 - 13.4)	4.030 (0.890 - 5.790)	17.70	99
22 + 25 + 25 + 35 + 35	1.86	2.11	2.11	2.96	2.96		12.00 (3.5 - 13.3)	3.940 (0.890 - 5.780)	17.30	99
22 + 25 + 25 + 35 + 42	1.77	2.01	2.01	2.82	3.38		12.00 (3.5 - 13.3)	3.940 (0.890 - 5.780)	17.30	99
22 + 25 + 25 + 35 + 50	1.70	1.93	1.93	2.70	3.85		12.10 (3.5 - 13.3)	3.980 (0.890 - 5.780)	17.48	99
22 + 25 + 25 + 35 + 60	1.61	1.83	1.83	2.56	4.38		12.20 (3.5 - 13.4)	4.030 (0.890 - 5.790)	17.70	99
22 + 25 + 25 + 35 + 71	1.51	1.71	1.71	2.40	4.87		12.20 (3.5 - 13.4)	4.030 (0.890 - 5.790)	17.70	99
22 + 25 + 25 + 42 + 42	1.71	1.94	1.94	3.26	3.26		12.10 (3.5 - 13.3)	3.980 (0.890 - 5.780)	17.48	99
22 + 25 + 25 + 42 + 50	1.62	1.84	1.84	3.10	3.69		12.10 (3.5 - 13.3)	3.980 (0.890 - 5.780)	17.48	99
22 + 25 + 25 + 42 + 60	1.54	1.75	1.75	2.94	4.21		12.20 (3.5 - 13.4)	4.030 (0.890 - 5.790)	17.70	99
22 + 25 + 25 + 50 + 50	1.56	1.77	1.77	3.55	3.55		12.20 (3.5 - 13.4)	4.030 (0.890 - 5.790)	17.70	99
22 + 25 + 35 + 35 + 35	1.75	1.99	2.79	2.79	2.79		12.10 (3.5 - 13.3)	3.980 (0.890 - 5.780)	17.48	99
22 + 25 + 35 + 35 + 42	1.67	1.90	2.66	2.66	3.20		12.10 (3.5 - 13.3)	3.980 (0.890 - 5.780)	17.48	99
22 + 25 + 35 + 35 + 50	1.61	1.83	2.56	2.56	3.65		12.20 (3.5 - 13.4)	4.030 (0.890 - 5.790)	17.70	99
22 + 25 + 35 + 35 + 60	1.52	1.72	2.41	2.41	4.14		12.20 (3.5 - 13.4)	4.030 (0.890 - 5.790)	17.70	99
22 + 25 + 35 + 42 + 42	1.60	1.82	2.55	3.06	3.06		12.10 (3.5 - 13.3)	3.980 (0.890 - 5.780)	17.48	99
22 + 25 + 35 + 42 + 50	1.54	1.75	2.45	2.94	3.51		12.20 (3.5 - 13.4)	4.030 (0.890 - 5.790)	17.70	99
22 + 25 + 42 + 42 + 42	1.55	1.76	2.96	2.96	2.96		12.20 (3.5 - 13.4)	4.030 (0.890 - 5.790)	17.70	99
22 + 35 + 35 + 35 + 35	1.64	2.61	2.61	2.61	2.61		12.10 (3.5 - 13.3)	3.980 (0.890 - 5.780)	17.48	99
22 + 35 + 35 + 35 + 42	1.59	2.53	2.53	2.53	3.03		12.20 (3.5 - 13.4)	4.030 (0.890 - 5.790)	17.70	99
22 + 35 + 35 + 35 + 50	1.52	2.41	2.41	2.41	3.45		12.20 (3.5 - 13.4)	4.030 (0.890 - 5.790)	17.70	99
22 + 35 + 35 + 42 + 42	1.53	2.43	2.43	2.91	2.91		12.20 (3.5 - 13.4)	4.030 (0.890 - 5.790)	17.70	99
25 + 25 + 25 + 25 + 25	2.38	2.38	2.38	2.38	2.38		11.90 (3.5 - 13.2)	3.890 (0.890 - 5.760)	17.08	99
25 + 25 + 25 + 25 + 35	2.22	2.22	2.22	2.22	3.11		12.00 (3.5 - 13.3)	3.940 (0.890 - 5.780)	17.30	99
25 + 25 + 25 + 25 + 42	2.11	2.11	2.11	2.11	3.55		12.00 (3.5 - 13.3)	3.940 (0.890 - 5.780)	17.30	99
25 + 25 + 25 + 25 + 50	2.02	2.02	2.02	2.02	4.03		12.10 (3.5 - 13.3)	3.980 (0.890 - 5.780)	17.48	99
25 + 25 + 25 + 25 + 60	1.89	1.89	1.89	1.89	4.54		12.10 (3.5 - 13.3)	3.980 (0.890 - 5.780)	17.48	99
25 + 25 + 25 + 25 + 71	1.78	1.78	1.78	1.78	5.07		12.20 (3.5 - 13.4)	4.030 (0.890 - 5.790)	17.70	99
25 + 25 + 25 + 25 + 80	1.69	1.69	1.69	1.69	5.42		12.20 (3.5 - 13.4)	4.030 (0.890 - 5.790)	17.70	99
25 + 25 + 25 + 35 + 35	2.07	2.07	2.07	2.90	2.90		12.00 (3.5 - 13.3)	3.940 (0.890 - 5.780)	17.30	99
25 + 25 + 25 + 35 + 42	1.99	1.99	1.99	2.79	3.34		12.10 (3.5 - 13.3)	3.980 (0.890 - 5.780)	17.48	99
25 + 25 + 25 + 35 + 50	1.89	1.89	1.89	2.65	3.78		12.10 (3.5 - 13.3)	3.980 (0.890 - 5.780)	17.48	99
25 + 25 + 25 + 35 + 60	1.79	1.79	1.79	2.51	4.31		12.20 (3.5 - 13.4)	4.030 (0.890 - 5.790)	17.70	99
25 + 25 + 25 + 42 + 42	1.90	1.90	1.90	3.20	3.20		12.10 (3.5 - 13.3)	3.980 (0.890 - 5.780)	17.48	99
25 + 25 + 25 + 42 + 50	1.83	1.83	1.83	3.07	3.65		12.20 (3.5 - 13.4)	4.030 (0.890 - 5.790)	17.70	99
25 + 25 + 25 + 42 + 60	1.72	1.72	1.72	2.89	4.14		12.20 (3.5 - 13.4)	4.030 (0.890 - 5.790)	17.70	99
25 + 25 + 25 + 50 + 50	1.74	1.74	1.74	3.49	3.49		12.20 (3.5 - 13.4)	4.030 (0.890 - 5.790)	17.70	99
25 + 25 + 35 + 35 + 35	1.95	1.95	2.73	2.73	2.73		12.10 (3.5 - 13.3)	3.980 (0.890 - 5.780)	17.48	99
25 + 25 + 35 + 35 + 42	1.87	1.87	2.61	2.61	3.14		12.10 (3.5 - 13.3)	3.980 (0.890 - 5.780)	17.48	99
25 + 25 + 35 + 35 + 50	1.79	1.79	2.51	2.51	3.59		12.20 (3.5 - 13.4)	4.030 (0.890 - 5.790)	17.70	99
25 + 25 + 35 + 35 + 60	1.69	1.69	2.37	2.37	4.07		12.20 (3.5 - 13.4)	4.030 (0.890 - 5.790)	17.70	99
25 + 25 + 35 + 42 + 42	1.80	1.80	2.53	3.03	3.03		12.20 (3.5 - 13.4)	4.030 (0.890 - 5.790)	17.70	99
25 + 25 + 35 + 42 + 50	1.72	1.72	2.41	2.89	3.45		12.20 (3.5 - 13.4)	4.030 (0.890 - 5.790)	17.70	99
25 + 25 + 42 + 42 + 42	1.73	1.73	2.91	2.91	2.91		12.20 (3.5 - 13.4)	4.030 (0.890 - 5.790)	17.70	99
25 + 35 + 35 + 35 + 35	1.83	2.57	2.57	2.57	2.57		12.10 (3.5 - 13.3)	3.980 (0.890 - 5.780)	17.48	99
25 + 35 + 35 + 35 + 42	1.77	2.48	2.48	2.48	2.98		12.20 (3.5 - 13.4)	4.030 (0.890 - 5.790)	17.70	99
25 + 35 + 35 + 35 + 50	1.69	2.37	2.37	2.37	3.39		12.20 (3.5 - 13.4)	4.030 (0.890 - 5.790)	17.70	99
25 + 35 + 35 + 42 + 42	1.70	2.39	2.39	2.86	2.86		12.20 (3.5 - 13.4)	4.030 (0.890 - 5.790)	17.70	99
35 + 35 + 35 + 35 + 35	2.44	2.44	2.44	2.44	2.44		12.20 (3.5 - 13.4)	4.030 (0.890 - 5.790)	17.70	99
22 + 22 + 22 + 22 + 22 + 22	2.00	2.00	2.00	2.00	2.00	2.00	12.00 (3.5 - 13.5)	3.660 (0.880 - 5.370)	16.07	99
22 + 22 + 22 + 22 + 22 + 25	1.96	1.96	1.96	1.96	1.96	2.22	12.00 (3.5 - 13.5)	3.650 (0.880 - 5.360)	16.03	99
22 + 22 + 22 + 22 + 22 + 35	1.82	1.82	1.82	1.82	1.82	2.90	12.00 (3.5 - 13.5)	3.620 (0.880 - 5.330)	15.90	99
22 + 22 + 22 + 22 + 22 + 42	1.74	1.74	1.74	1.74	1.74	3.32	12.00 (3.5 - 13.5)	3.610 (0.880 - 5.320)	15.85	99
22 + 22 + 22 + 22 + 22 + 50	1.65	1.65	1.65	1.65	1.65	3.75	12.00 (3.5 - 13.5)	3.610 (0.880 - 5.320)	15.85	99
22 + 22 + 22 + 22 + 22 + 60	1.55	1.55	1.55	1.55	1.55	4.24	12.00 (3.5 - 13.5)	3.610 (0.880 - 5.320)	15.85	99
22 + 22 + 22 + 22 + 25 + 25	1.91	1.91	1.91	1.91	2.17	2.17	12.00 (3.5 - 13.5)	3.640 (0.880 - 5.350)	15.99	99
22 + 22 + 22 + 22 + 25 + 35	1.78	1.78	1.78	1.78	2.03	2.84	12.00 (3.5 - 13.5)	3.620 (0.880 - 5.330)	15.90	99
22 + 22 + 22 + 22 + 25 + 42	1.70	1.70	1.70	1.70	1.94	3.25	12.00 (3.5 - 13.5)	3.610 (0.880 - 5.320)	15.85	99
22 + 22 + 22 + 22 + 25 + 50	1.62	1.62	1.62	1.62	1.84	3.68	12.00 (3.5 - 13.5)	3.610 (0.880 - 5.320)	15.85	99
22 + 22 + 22 + 22 + 25 + 60	1.53	1.53	1.53	1.53	1.73	4.16	12.00 (3.5 - 13.5)	3.610 (0.880 - 5.320)	15.85	99
22 + 22 + 22 + 22 + 35 + 35	1.67	1.67	1.67	1.67	2.66	2.66	12.00 (3.5 - 13.5)	3.610 (0.880 - 5.320)	15.85	99
22 + 22 + 22 + 22 + 35 + 42	1.60	1.60	1.60	1.60	2.55	3.05	12.00 (3.5 - 13.5)	3.610 (0.880 - 5.320)	15.85	99
22 + 22 + 22 + 22 + 35 + 50	1.53	1.53	1.53	1.53	2.43	3.47	12.00 (3.5 - 13.5)	3.610 (0.880 - 5.320)	15.85	99
22 + 22 + 22 + 22 + 42 + 42	1.53	1.53	1.53	1.53	2.93	2.93	12.00 (3.5 - 13.5)	3.610 (0.880 - 5.320)	15.85	99

MXZ-6C120VA

Note: Electrical data is for outdoor unit only.

Indoor Units Combination	Cooling Capacity (kW)							Outdoor Unit Power Consumption (kW)	Current (A)	Power Factor (%)
	Unit A	Unit B	Unit C	Unit D	Unit E	Unit F	Total			
22 + 22 + 22 + 22 + 42 + 50	1.47	1.47	1.47	1.47	2.80	3.33	12.00 (3.5 - 13.5)	3.610 (0.880 - 5.320)	15.85	99
22 + 22 + 22 + 25 + 25 + 25	1.87	1.87	1.87	2.13	2.13	2.13	12.00 (3.5 - 13.5)	3.640 (0.880 - 5.350)	15.99	99
22 + 22 + 22 + 25 + 25 + 35	1.75	1.75	1.75	1.99	1.99	2.78	12.00 (3.5 - 13.5)	3.610 (0.880 - 5.320)	15.85	99
22 + 22 + 22 + 25 + 25 + 42	1.67	1.67	1.67	1.90	1.90	3.19	12.00 (3.5 - 13.5)	3.610 (0.880 - 5.320)	15.85	99
22 + 22 + 22 + 25 + 25 + 50	1.59	1.59	1.59	1.81	1.81	3.61	12.00 (3.5 - 13.5)	3.610 (0.880 - 5.320)	15.85	99
22 + 22 + 22 + 25 + 25 + 60	1.50	1.50	1.50	1.70	1.70	4.09	12.00 (3.5 - 13.5)	3.610 (0.880 - 5.320)	15.85	99
22 + 22 + 22 + 25 + 35 + 35	1.64	1.64	1.64	1.86	2.61	2.61	12.00 (3.5 - 13.5)	3.610 (0.880 - 5.320)	15.85	99
22 + 22 + 22 + 25 + 35 + 42	1.57	1.57	1.57	1.79	2.50	3.00	12.00 (3.5 - 13.5)	3.610 (0.880 - 5.320)	15.85	99
22 + 22 + 22 + 25 + 35 + 50	1.50	1.50	1.50	1.70	2.39	3.41	12.00 (3.5 - 13.5)	3.610 (0.880 - 5.320)	15.85	99
22 + 22 + 22 + 25 + 42 + 42	1.51	1.51	1.51	1.71	2.88	2.88	12.00 (3.5 - 13.5)	3.610 (0.880 - 5.320)	15.85	99
22 + 22 + 22 + 25 + 35 + 35	1.54	1.54	1.54	2.46	2.46	2.46	12.00 (3.5 - 13.5)	3.610 (0.880 - 5.320)	15.85	99
22 + 22 + 22 + 35 + 35 + 42	1.48	1.48	1.48	2.36	2.36	2.83	12.00 (3.5 - 13.5)	3.610 (0.880 - 5.320)	15.85	99
22 + 22 + 25 + 25 + 25 + 25	1.83	1.83	2.08	2.08	2.08	2.08	12.00 (3.5 - 13.5)	3.630 (0.880 - 5.340)	15.94	99
22 + 22 + 25 + 25 + 25 + 35	1.71	1.71	1.95	1.95	1.95	2.73	12.00 (3.5 - 13.5)	3.610 (0.880 - 5.320)	15.85	99
22 + 22 + 25 + 25 + 25 + 42	1.64	1.64	1.86	1.86	1.86	3.13	12.00 (3.5 - 13.5)	3.610 (0.880 - 5.320)	15.85	99
22 + 22 + 25 + 25 + 25 + 50	1.56	1.56	1.78	1.78	1.78	3.55	12.00 (3.5 - 13.5)	3.610 (0.880 - 5.320)	15.85	99
22 + 22 + 25 + 25 + 25 + 60	1.47	1.47	1.68	1.68	1.68	4.02	12.00 (3.5 - 13.5)	3.610 (0.880 - 5.320)	15.85	99
22 + 22 + 25 + 25 + 35 + 35	1.61	1.61	1.83	1.83	2.56	2.56	12.00 (3.5 - 13.5)	3.610 (0.880 - 5.320)	15.85	99
22 + 22 + 25 + 25 + 35 + 42	1.54	1.54	1.75	1.75	2.46	2.95	12.00 (3.5 - 13.5)	3.610 (0.880 - 5.320)	15.85	99
22 + 22 + 25 + 25 + 35 + 50	1.47	1.47	1.68	1.68	2.35	3.35	12.00 (3.5 - 13.5)	3.610 (0.880 - 5.320)	15.85	99
22 + 22 + 25 + 25 + 42 + 42	1.48	1.48	1.69	1.69	2.83	2.83	12.00 (3.5 - 13.5)	3.610 (0.880 - 5.320)	15.85	99
22 + 22 + 25 + 35 + 35 + 35	1.52	1.52	1.72	2.41	2.41	2.41	12.00 (3.5 - 13.5)	3.610 (0.880 - 5.320)	15.85	99
22 + 25 + 25 + 25 + 25 + 25	1.80	2.04	2.04	2.04	2.04	2.04	12.00 (3.5 - 13.5)	3.620 (0.880 - 5.330)	15.90	99
22 + 25 + 25 + 25 + 25 + 35	1.68	1.91	1.91	1.91	1.91	2.68	12.00 (3.5 - 13.5)	3.610 (0.880 - 5.320)	15.85	99
22 + 25 + 25 + 25 + 25 + 42	1.61	1.83	1.83	1.83	1.83	3.07	12.00 (3.5 - 13.5)	3.610 (0.880 - 5.320)	15.85	99
22 + 25 + 25 + 25 + 25 + 50	1.53	1.74	1.74	1.74	1.74	3.49	12.00 (3.5 - 13.5)	3.610 (0.880 - 5.320)	15.85	99
22 + 25 + 25 + 25 + 35 + 35	1.58	1.80	1.80	1.80	2.51	2.51	12.00 (3.5 - 13.5)	3.610 (0.880 - 5.320)	15.85	99
22 + 25 + 25 + 25 + 35 + 42	1.52	1.72	1.72	1.72	2.41	2.90	12.00 (3.5 - 13.5)	3.610 (0.880 - 5.320)	15.85	99
22 + 25 + 25 + 35 + 35 + 35	1.49	1.69	1.69	2.37	2.37	2.37	12.00 (3.5 - 13.5)	3.610 (0.880 - 5.320)	15.85	99
25 + 25 + 25 + 25 + 25 + 25	2.00	2.00	2.00	2.00	2.00	2.00	12.00 (3.5 - 13.5)	3.610 (0.880 - 5.320)	15.85	99
25 + 25 + 25 + 25 + 25 + 35	1.88	1.88	1.88	1.88	1.88	2.63	12.00 (3.5 - 13.5)	3.610 (0.880 - 5.320)	15.85	99
25 + 25 + 25 + 25 + 25 + 42	1.80	1.80	1.80	1.80	1.80	3.02	12.00 (3.5 - 13.5)	3.610 (0.880 - 5.320)	15.85	99
25 + 25 + 25 + 25 + 25 + 50	1.71	1.71	1.71	1.71	1.71	3.43	12.00 (3.5 - 13.5)	3.610 (0.880 - 5.320)	15.85	99
25 + 25 + 25 + 25 + 35 + 35	1.76	1.76	1.76	1.76	2.47	2.47	12.00 (3.5 - 13.5)	3.610 (0.880 - 5.320)	15.85	99
25 + 25 + 25 + 25 + 35 + 42	1.69	1.69	1.69	1.69	2.37	2.85	12.00 (3.5 - 13.5)	3.610 (0.880 - 5.320)	15.85	99
25 + 25 + 25 + 35 + 35 + 35	1.67	1.67	1.67	2.33	2.33	2.33	12.00 (3.5 - 13.5)	3.610 (0.880 - 5.320)	15.85	99

MXZ-6C120VA

Note: Electrical data is for outdoor unit only.

Indoor Units Combination	Heating Capacity (kW)						Outdoor Unit Power Consumption (kW)	Current (A)	Power Factor (%)	
	Unit A	Unit B	Unit C	Unit D	Unit E	Unit F				Total
22	3.30						3.30 (2.7 - 4.2)	1.110 (0.960 - 1.360)	5.08	95
25	3.60						3.60 (2.7 - 4.5)	1.170 (0.960 - 1.450)	5.35	95
35	4.00						4.00 (2.7 - 5.5)	1.140 (0.960 - 1.810)	5.22	95
42	5.40						5.40 (2.7 - 6.5)	1.610 (0.960 - 2.260)	7.37	95
50	7.20						7.20 (2.7 - 7.7)	2.270 (0.960 - 2.710)	10.39	95
60	7.90						7.90 (2.7 - 9.3)	2.270 (0.850 - 3.310)	10.39	95
71	8.60						8.60 (2.7 - 9.9)	2.410 (0.850 - 3.790)	11.03	95
80	9.00						9.00 (2.7 - 11.1)	2.530 (0.850 - 4.270)	11.58	95
22 + 22	3.30	3.30					6.60 (2.8 - 7.6)	1.740 (0.830 - 2.200)	7.80	97
22 + 25	3.23	3.67					6.90 (2.8 - 8.3)	1.850 (0.830 - 2.450)	8.29	97
22 + 35	2.89	4.61					7.50 (2.8 - 9.5)	2.090 (0.830 - 2.970)	9.37	97
22 + 42	2.68	5.12					7.80 (2.8 - 10.0)	2.220 (0.830 - 3.240)	9.95	97
22 + 50	2.57	5.83					8.40 (2.8 - 10.6)	2.360 (0.830 - 3.340)	10.58	97
22 + 60	2.79	7.61					10.40 (2.8 - 11.5)	3.270 (0.830 - 3.670)	14.66	97
22 + 71	2.63	8.47					11.10 (2.8 - 12.3)	3.470 (0.830 - 3.850)	15.55	97
22 + 80	2.44	8.86					11.30 (2.8 - 12.7)	3.450 (0.830 - 3.920)	15.46	97
25 + 25	3.60	3.60					7.20 (2.8 - 9.0)	1.950 (0.830 - 2.700)	8.74	97
25 + 35	3.17	4.43					7.60 (2.8 - 9.7)	2.130 (0.830 - 3.080)	9.55	97
25 + 42	2.95	4.95					7.90 (2.8 - 10.2)	2.270 (0.830 - 3.350)	10.17	97
25 + 50	3.00	6.00					9.00 (2.8 - 10.9)	2.630 (0.830 - 3.450)	11.79	97
25 + 60	3.18	7.62					10.80 (2.8 - 11.8)	3.450 (0.830 - 3.760)	15.46	97
25 + 71	2.92	8.28					11.20 (2.8 - 12.5)	3.470 (0.830 - 3.880)	15.55	97
25 + 80	2.69	8.61					11.30 (2.8 - 12.7)	3.400 (0.820 - 3.920)	15.24	97
35 + 35	4.00	4.00					8.00 (2.8 - 10.4)	2.310 (0.830 - 3.460)	10.35	97
35 + 42	4.27	5.13					9.40 (2.8 - 11.1)	2.810 (0.830 - 3.520)	12.60	97
35 + 50	4.45	6.35					10.80 (2.8 - 11.8)	3.450 (0.830 - 3.760)	15.46	97
35 + 60	4.09	7.01					11.10 (2.8 - 12.4)	3.470 (0.830 - 3.870)	15.55	97
35 + 71	3.73	7.57					11.30 (2.8 - 12.7)	3.380 (0.820 - 3.920)	15.15	97
35 + 80	3.44	7.86					11.30 (2.8 - 12.8)	3.230 (0.810 - 3.590)	14.48	97
42 + 42	5.40	5.40					10.80 (2.8 - 11.7)	3.450 (0.830 - 3.740)	15.46	97
42 + 50	5.07	6.03					11.10 (2.8 - 12.2)	3.470 (0.830 - 3.830)	15.55	97
42 + 60	4.65	6.65					11.30 (2.8 - 12.7)	3.450 (0.830 - 3.920)	15.46	97
42 + 71	4.20	7.10					11.30 (2.8 - 12.8)	3.270 (0.810 - 3.590)	14.66	97
42 + 80	3.89	7.41					11.30 (2.8 - 12.8)	3.140 (0.800 - 3.590)	14.07	97
50 + 50	5.65	5.65					11.30 (2.8 - 12.7)	3.480 (0.830 - 3.920)	15.60	97
50 + 60	5.14	6.16					11.30 (2.8 - 12.8)	3.320 (0.820 - 3.590)	14.88	97
50 + 71	4.67	6.63					11.30 (2.8 - 12.8)	3.150 (0.800 - 3.590)	14.12	97
50 + 80	4.35	6.95					11.30 (2.8 - 12.9)	3.120 (0.800 - 3.570)	13.98	97
60 + 60	5.65	5.65					11.30 (2.8 - 12.8)	3.150 (0.800 - 3.590)	14.12	97
60 + 71	5.18	6.12					11.30 (2.8 - 12.9)	3.120 (0.800 - 3.570)	13.98	97
60 + 80	4.84	6.46					11.30 (2.8 - 13.0)	3.090 (0.800 - 3.550)	13.85	97
71 + 71	5.65	5.65					11.30 (2.8 - 13.0)	3.080 (0.800 - 3.550)	13.81	97
71 + 80	5.31	5.99					11.30 (2.9 - 13.0)	3.000 (0.800 - 3.460)	13.45	97
80 + 80	5.65	5.65					11.30 (2.9 - 13.0)	2.910 (0.800 - 3.370)	13.04	97
22 + 22 + 22	3.30	3.30	3.30				9.90 (3.2 - 12.6)	2.490 (0.770 - 4.190)	11.16	97
22 + 22 + 25	3.25	3.25	3.70				10.20 (3.2 - 12.9)	2.660 (0.770 - 4.230)	11.92	97
22 + 22 + 35	3.06	3.06	4.87				11.00 (3.2 - 13.6)	3.120 (0.770 - 4.380)	13.98	97
22 + 22 + 42	2.87	2.87	5.47				11.20 (3.2 - 13.9)	3.240 (0.770 - 4.570)	14.52	97
22 + 22 + 50	2.71	2.71	6.17				11.60 (3.2 - 14.1)	3.500 (0.770 - 4.690)	15.69	97
22 + 22 + 60	2.54	2.54	6.92				12.00 (3.2 - 14.5)	3.750 (0.770 - 4.940)	16.81	97
22 + 22 + 71	2.35	2.35	7.59				12.30 (3.2 - 14.6)	3.880 (0.770 - 4.850)	17.39	97
22 + 22 + 80	2.22	2.22	8.06				12.50 (3.2 - 14.7)	3.960 (0.770 - 4.750)	17.75	97
22 + 25 + 25	3.21	3.65	3.65				10.50 (3.2 - 13.2)	2.820 (0.770 - 4.280)	12.64	97
22 + 25 + 35	2.98	3.38	4.74				11.10 (3.2 - 13.7)	3.180 (0.770 - 4.440)	14.25	97
22 + 25 + 42	2.82	3.20	5.38				11.40 (3.2 - 14.0)	3.370 (0.770 - 4.630)	15.11	97
22 + 25 + 50	2.65	3.02	6.03				11.70 (3.2 - 14.2)	3.560 (0.770 - 4.750)	15.96	97
22 + 25 + 60	2.49	2.83	6.79				12.10 (3.2 - 14.5)	3.790 (0.770 - 4.940)	16.99	97
22 + 25 + 71	2.31	2.63	7.46				12.40 (3.2 - 14.6)	3.920 (0.770 - 4.850)	17.57	97
22 + 25 + 80	2.18	2.48	7.94				12.60 (3.2 - 14.7)	4.000 (0.770 - 4.750)	17.93	97
22 + 35 + 35	2.75	4.38	4.38				11.50 (3.2 - 14.1)	3.430 (0.770 - 4.690)	15.37	97
22 + 35 + 42	2.62	4.17	5.01				11.80 (3.2 - 14.3)	3.620 (0.770 - 4.820)	16.23	97
22 + 35 + 50	2.49	3.96	5.65				12.10 (3.2 - 14.5)	3.790 (0.770 - 4.940)	16.99	97
22 + 35 + 60	2.31	3.68	6.31				12.30 (3.2 - 14.6)	3.880 (0.770 - 4.850)	17.39	97
22 + 35 + 71	2.17	3.45	6.99				12.60 (3.2 - 14.7)	4.000 (0.770 - 4.750)	17.93	97
22 + 35 + 80	2.06	3.27	7.47				12.80 (3.2 - 14.7)	4.020 (0.770 - 4.750)	18.02	97
22 + 42 + 42	2.49	4.75	4.75				12.00 (3.2 - 14.5)	3.750 (0.770 - 4.940)	16.81	97
22 + 42 + 50	2.37	4.53	5.39				12.30 (3.2 - 14.6)	3.880 (0.770 - 4.850)	17.39	97
22 + 42 + 60	2.22	4.23	6.05				12.50 (3.2 - 14.7)	3.960 (0.770 - 4.750)	17.75	97
22 + 42 + 71	2.09	3.98	6.73				12.80 (3.2 - 14.7)	4.020 (0.770 - 4.750)	18.02	97
22 + 42 + 80	1.99	3.79	7.22				13.00 (3.2 - 14.8)	4.040 (0.770 - 4.560)	18.11	97
22 + 50 + 50	2.25	5.12	5.12				12.50 (3.2 - 14.7)	3.960 (0.770 - 4.750)	17.75	97
22 + 50 + 60	2.12	4.81	5.77				12.70 (3.2 - 14.7)	4.010 (0.770 - 4.750)	17.97	97
22 + 50 + 71	2.00	4.55	6.45				13.00 (3.2 - 14.8)	4.040 (0.770 - 4.560)	18.11	97
22 + 50 + 80	1.90	4.31	6.89				13.10 (3.2 - 14.8)	4.050 (0.770 - 4.560)	18.15	97
22 + 60 + 60	2.00	5.45	5.45				12.90 (3.2 - 14.8)	4.030 (0.770 - 4.560)	18.06	97
22 + 60 + 71	1.90	5.18	6.13				13.20 (3.2 - 14.9)	4.000 (0.770 - 4.570)	17.93	97
22 + 60 + 80	1.81	4.93	6.57				13.30 (3.2 - 15.0)	3.940 (0.770 - 4.580)	17.66	97
22 + 71 + 71	1.78	5.76	5.76				13.30 (3.2 - 15.0)	3.940 (0.770 - 4.580)	17.66	97
22 + 71 + 80	1.72	5.54	6.24				13.50 (3.2 - 15.2)	3.830 (0.760 - 4.610)	17.17	97
25 + 25 + 25	3.60	3.60	3.60				10.80 (3.2 - 13.5)	2.990 (0.770 - 4.320)	13.40	97

MXZ-6C120VA

Note: Electrical data is for outdoor unit only.

Indoor Units Combination	Heating Capacity (kW)						Outdoor Unit Power Consumption (kW)	Current (A)	Power Factor (%)	
	Unit A	Unit B	Unit C	Unit D	Unit E	Unit F				Total
25 + 25 + 35	3.29	3.29	4.61				11.20 (3.2 - 13.8)	3.240 (0.770 - 4.510)	14.52	97
25 + 25 + 42	3.13	3.13	5.25				11.50 (3.2 - 14.1)	3.430 (0.770 - 4.690)	15.37	97
25 + 25 + 50	2.95	2.95	5.90				11.80 (3.2 - 14.3)	3.620 (0.770 - 4.820)	16.23	97
25 + 25 + 60	2.75	2.75	6.60				12.10 (3.2 - 14.5)	3.790 (0.770 - 4.940)	16.99	97
25 + 25 + 71	2.58	2.58	7.33				12.50 (3.2 - 14.7)	3.960 (0.770 - 4.750)	17.75	97
25 + 25 + 80	2.44	2.44	7.82				12.70 (3.2 - 14.7)	4.010 (0.770 - 4.750)	17.97	97
25 + 35 + 35	3.05	4.27	4.27				11.60 (3.2 - 14.2)	3.500 (0.770 - 4.750)	15.69	97
25 + 35 + 42	2.92	4.08	4.90				11.90 (3.2 - 14.4)	3.690 (0.770 - 4.880)	16.54	97
25 + 35 + 50	2.75	3.85	5.50				12.10 (3.2 - 14.5)	3.790 (0.770 - 4.940)	16.99	97
25 + 35 + 60	2.58	3.62	6.20				12.40 (3.2 - 14.6)	3.920 (0.770 - 4.850)	17.57	97
25 + 35 + 71	2.42	3.39	6.88				12.70 (3.2 - 14.7)	4.010 (0.770 - 4.750)	17.97	97
25 + 35 + 80	2.30	3.23	7.37				12.90 (3.2 - 14.8)	4.030 (0.770 - 4.560)	18.06	97
25 + 42 + 42	2.78	4.66	4.66				12.10 (3.2 - 14.5)	3.790 (0.770 - 4.940)	16.99	97
25 + 42 + 50	2.63	4.42	5.26				12.30 (3.2 - 14.6)	3.880 (0.770 - 4.850)	17.39	97
25 + 42 + 60	2.48	4.17	5.95				12.60 (3.2 - 14.7)	4.000 (0.770 - 4.750)	17.93	97
25 + 42 + 71	2.34	3.93	6.64				12.90 (3.2 - 14.8)	4.030 (0.770 - 4.560)	18.06	97
25 + 42 + 80	2.21	3.71	7.07				13.00 (3.2 - 14.8)	4.040 (0.770 - 4.560)	18.11	97
25 + 50 + 50	2.52	5.04	5.04				12.60 (3.2 - 14.7)	4.000 (0.770 - 4.750)	17.93	97
25 + 50 + 60	2.37	4.74	5.69				12.80 (3.2 - 14.7)	4.020 (0.770 - 4.750)	18.02	97
25 + 50 + 71	2.23	4.45	6.32				13.00 (3.2 - 14.8)	4.040 (0.770 - 4.560)	18.11	97
25 + 50 + 80	2.13	4.26	6.81				13.20 (3.2 - 14.9)	4.000 (0.770 - 4.570)	17.93	97
25 + 60 + 60	2.24	5.38	5.38				13.00 (3.2 - 14.8)	4.040 (0.770 - 4.560)	18.11	97
25 + 60 + 71	2.12	5.08	6.01				13.20 (3.2 - 14.9)	4.000 (0.770 - 4.570)	17.93	97
25 + 60 + 80	2.03	4.87	6.50				13.40 (3.2 - 15.1)	3.890 (0.770 - 4.600)	17.44	97
25 + 71 + 71	2.01	5.70	5.70				13.40 (3.2 - 15.1)	3.890 (0.760 - 4.600)	17.44	97
25 + 71 + 80	1.92	5.45	6.14				13.50 (3.2 - 15.2)	3.830 (0.760 - 4.610)	17.17	97
35 + 35 + 35	4.00	4.00	4.00				12.00 (3.2 - 14.5)	3.750 (0.770 - 4.940)	16.81	97
35 + 35 + 42	3.81	3.81	4.58				12.20 (3.2 - 14.6)	3.830 (0.770 - 4.850)	17.17	97
35 + 35 + 50	3.62	3.62	5.17				12.40 (3.2 - 14.6)	3.920 (0.770 - 4.850)	17.57	97
35 + 35 + 60	3.42	3.42	5.86				12.70 (3.2 - 14.7)	4.010 (0.770 - 4.750)	17.97	97
35 + 35 + 71	3.20	3.20	6.50				12.90 (3.2 - 14.8)	4.030 (0.770 - 4.560)	18.06	97
35 + 35 + 80	3.06	3.06	6.99				13.10 (3.2 - 14.8)	4.050 (0.770 - 4.560)	18.15	97
35 + 42 + 42	3.65	4.38	4.38				12.40 (3.2 - 14.6)	3.920 (0.770 - 4.850)	17.57	97
35 + 42 + 50	3.47	4.17	4.96				12.60 (3.2 - 14.7)	4.000 (0.770 - 4.750)	17.93	97
35 + 42 + 60	3.27	3.92	5.61				12.80 (3.2 - 14.7)	4.020 (0.770 - 4.750)	18.02	97
35 + 42 + 71	3.10	3.72	6.28				13.10 (3.2 - 14.8)	4.050 (0.770 - 4.560)	18.15	97
35 + 42 + 80	2.94	3.53	6.73				13.20 (3.2 - 14.9)	4.000 (0.770 - 4.570)	17.93	97
35 + 50 + 50	3.32	4.74	4.74				12.80 (3.2 - 14.7)	4.020 (0.770 - 4.750)	18.02	97
35 + 50 + 60	3.14	4.48	5.38				13.00 (3.2 - 14.8)	4.040 (0.770 - 4.560)	18.11	97
35 + 50 + 71	2.96	4.23	6.01				13.20 (3.2 - 14.9)	4.000 (0.770 - 4.570)	17.93	97
35 + 50 + 80	2.84	4.06	6.50				13.40 (3.2 - 15.1)	3.890 (0.770 - 4.600)	17.44	97
35 + 60 + 60	2.98	5.11	5.11				13.20 (3.2 - 14.9)	4.000 (0.770 - 4.570)	17.93	97
35 + 60 + 71	2.83	4.84	5.73				13.40 (3.2 - 15.1)	3.890 (0.760 - 4.600)	17.44	97
35 + 60 + 80	2.70	4.63	6.17				13.50 (3.2 - 15.2)	3.830 (0.760 - 4.610)	17.17	97
35 + 71 + 71	2.69	5.46	5.46				13.60 (3.2 - 15.3)	3.780 (0.760 - 4.620)	16.94	97
42 + 42 + 42	4.20	4.20	4.20				12.60 (3.2 - 14.7)	4.000 (0.770 - 4.750)	17.93	97
42 + 42 + 50	4.01	4.01	4.78				12.80 (3.2 - 14.7)	4.020 (0.770 - 4.750)	18.02	97
42 + 42 + 60	3.79	3.79	5.42				13.00 (3.2 - 14.8)	4.040 (0.770 - 4.560)	18.11	97
42 + 42 + 71	3.58	3.58	6.05				13.20 (3.2 - 14.9)	4.000 (0.770 - 4.570)	17.93	97
42 + 42 + 80	3.41	3.41	6.49				13.30 (3.2 - 15.0)	3.940 (0.770 - 4.580)	17.66	97
42 + 50 + 50	3.82	4.54	4.54				12.90 (3.2 - 14.8)	4.030 (0.770 - 4.560)	18.06	97
42 + 50 + 60	3.62	4.31	5.17				13.10 (3.2 - 14.8)	4.050 (0.770 - 4.560)	18.15	97
42 + 50 + 71	3.43	4.08	5.79				13.30 (3.2 - 15.0)	3.940 (0.770 - 4.580)	17.66	97
42 + 50 + 80	3.30	3.92	6.28				13.50 (3.2 - 15.2)	3.830 (0.760 - 4.610)	17.17	97
42 + 60 + 60	3.45	4.93	4.93				13.30 (3.2 - 15.0)	3.940 (0.770 - 4.580)	17.66	97
42 + 60 + 71	3.28	4.68	5.54				13.50 (3.2 - 15.2)	3.830 (0.760 - 4.610)	17.17	97
50 + 50 + 50	4.37	4.37	4.37				13.10 (3.2 - 14.8)	4.050 (0.770 - 4.560)	18.15	97
50 + 50 + 60	4.16	4.16	4.99				13.30 (3.2 - 15.0)	3.940 (0.770 - 4.580)	17.66	97
50 + 50 + 71	3.95	3.95	5.61				13.50 (3.2 - 15.2)	3.830 (0.760 - 4.610)	17.17	97
50 + 50 + 80	3.78	3.78	6.04				13.60 (3.2 - 15.3)	3.780 (0.760 - 4.620)	16.94	97
50 + 60 + 60	3.94	4.73	4.73				13.40 (3.2 - 15.1)	3.890 (0.760 - 4.600)	17.44	97
60 + 60 + 60	4.53	4.53	4.53				13.60 (3.2 - 15.3)	3.780 (0.760 - 4.620)	16.94	97
22 + 22 + 22 + 22	2.85	2.85	2.85	2.85			11.40 (3.2 - 14.6)	2.800 (0.760 - 4.050)	12.30	99
22 + 22 + 22 + 25	2.80	2.80	2.80	3.19			11.60 (3.2 - 14.7)	2.890 (0.760 - 4.120)	12.69	99
22 + 22 + 22 + 35	2.61	2.61	2.61	4.16			12.00 (3.2 - 14.9)	3.070 (0.760 - 4.250)	13.48	99
22 + 22 + 22 + 42	2.49	2.49	2.49	4.74			12.20 (3.2 - 14.9)	3.190 (0.760 - 4.250)	14.01	99
22 + 22 + 22 + 50	2.37	2.37	2.37	5.39			12.50 (3.2 - 14.9)	3.370 (0.760 - 4.250)	14.80	99
22 + 22 + 22 + 60	2.23	2.23	2.23	6.10			12.80 (3.2 - 15.0)	3.550 (0.760 - 4.720)	15.59	99
22 + 22 + 22 + 71	2.10	2.10	2.10	6.79			13.10 (3.2 - 15.0)	3.730 (0.760 - 4.720)	16.38	99
22 + 22 + 22 + 80	1.99	1.99	1.99	7.23			13.20 (3.2 - 15.0)	3.750 (0.760 - 4.720)	16.47	99
22 + 22 + 25 + 25	2.74	2.74	3.11	3.11			11.70 (3.2 - 14.8)	2.940 (0.760 - 4.180)	12.91	99
22 + 22 + 25 + 35	2.56	2.56	2.91	4.07			12.10 (3.2 - 14.9)	3.130 (0.760 - 4.250)	13.75	99
22 + 22 + 25 + 42	2.44	2.44	2.77	4.65			12.30 (3.2 - 14.9)	3.250 (0.760 - 4.250)	14.27	99
22 + 22 + 25 + 50	2.33	2.33	2.65	5.29			12.60 (3.2 - 14.9)	3.430 (0.760 - 4.250)	15.06	99
22 + 22 + 25 + 60	2.20	2.20	2.50	6.00			12.90 (3.2 - 15.0)	3.610 (0.760 - 4.720)	15.85	99
22 + 22 + 25 + 71	2.07	2.07	2.36	6.69			13.20 (3.2 - 15.0)	3.790 (0.760 - 4.720)	16.64	99
22 + 22 + 25 + 80	1.95	1.95	2.21	7.09			13.20 (3.2 - 15.0)	3.730 (0.760 - 4.720)	16.38	99
22 + 22 + 35 + 35	2.39	2.39	3.81	3.81			12.40 (3.2 - 14.9)	3.310 (0.760 - 4.250)	14.54	99
22 + 22 + 35 + 42	2.29	2.29	3.64	4.37			12.60 (3.2 - 15.0)	3.430 (0.760 - 4.720)	15.06	99
22 + 22 + 35 + 50	2.20	2.20	3.50	5.00			12.90 (3.2 - 15.0)	3.610 (0.760 - 4.720)	15.85	99

MXZ-6C120VA

Note: Electrical data is for outdoor unit only.

Indoor Units Combination	Heating Capacity (kW)						Outdoor Unit Power Consumption (kW)	Current (A)	Power Factor (%)	
	Unit A	Unit B	Unit C	Unit D	Unit E	Unit F				Total
22 + 22 + 35 + 60	2.09	2.09	3.32	5.70			13.20 (3.2 - 15.0)	3.790 (0.760 - 4.720)	16.64	99
22 + 22 + 35 + 71	1.94	1.94	3.08	6.25			13.20 (3.2 - 15.0)	3.720 (0.760 - 4.720)	16.34	99
22 + 22 + 35 + 80	1.83	1.83	2.91	6.64			13.20 (3.2 - 15.1)	3.660 (0.760 - 4.500)	16.07	99
22 + 22 + 42 + 42	2.20	2.20	4.20	4.20			12.80 (3.2 - 15.0)	3.550 (0.760 - 4.720)	15.59	99
22 + 22 + 42 + 50	2.12	2.12	4.05	4.82			13.10 (3.2 - 15.0)	3.730 (0.760 - 4.720)	16.38	99
22 + 22 + 42 + 60	1.99	1.99	3.80	5.42			13.20 (3.2 - 15.0)	3.750 (0.760 - 4.720)	16.47	99
22 + 22 + 42 + 71	1.85	1.85	3.53	5.97			13.20 (3.2 - 15.1)	3.670 (0.760 - 4.500)	16.12	99
22 + 22 + 42 + 80	1.75	1.75	3.34	6.36			13.20 (3.2 - 15.1)	3.610 (0.760 - 4.500)	15.85	99
22 + 22 + 50 + 50	2.02	2.02	4.58	4.58			13.20 (3.2 - 15.0)	3.760 (0.760 - 4.720)	16.51	99
22 + 22 + 50 + 60	1.89	1.89	4.29	5.14			13.20 (3.2 - 15.1)	3.700 (0.760 - 4.500)	16.25	99
22 + 22 + 50 + 71	1.76	1.76	4.00	5.68			13.20 (3.2 - 15.1)	3.620 (0.760 - 4.500)	15.90	99
22 + 22 + 50 + 80	1.59	1.59	3.62	5.79			12.60 (3.2 - 14.2)	3.600 (0.760 - 4.500)	15.81	99
22 + 22 + 60 + 60	1.77	1.77	4.83	4.83			13.20 (3.2 - 15.1)	3.630 (0.760 - 4.500)	15.94	99
22 + 22 + 60 + 71	1.58	1.58	4.32	5.11			12.60 (3.2 - 14.2)	3.600 (0.760 - 4.500)	15.81	99
22 + 25 + 25 + 25	2.70	3.07	3.07	3.07			11.90 (3.2 - 14.8)	3.030 (0.760 - 4.180)	13.31	99
22 + 25 + 25 + 35	2.51	2.85	2.85	3.99			12.20 (3.2 - 14.9)	3.190 (0.760 - 4.250)	14.01	99
22 + 25 + 25 + 42	2.39	2.72	2.72	4.57			12.40 (3.2 - 14.9)	3.310 (0.760 - 4.250)	14.54	99
22 + 25 + 25 + 50	2.29	2.60	2.60	5.20			12.70 (3.2 - 15.0)	3.490 (0.760 - 4.720)	15.33	99
22 + 25 + 25 + 60	2.17	2.46	2.46	5.91			13.00 (3.2 - 15.0)	3.670 (0.760 - 4.720)	16.12	99
22 + 25 + 25 + 71	2.03	2.31	2.31	6.55			13.20 (3.2 - 15.0)	3.770 (0.760 - 4.720)	16.56	99
22 + 25 + 25 + 80	1.91	2.17	2.17	6.95			13.20 (3.2 - 15.0)	3.710 (0.760 - 4.720)	16.29	99
22 + 25 + 35 + 35	2.35	2.67	3.74	3.74			12.50 (3.2 - 14.9)	3.370 (0.760 - 4.250)	14.80	99
22 + 25 + 35 + 42	2.25	2.56	3.58	4.30			12.70 (3.2 - 15.0)	3.490 (0.760 - 4.720)	15.33	99
22 + 25 + 35 + 50	2.17	2.46	3.45	4.92			13.00 (3.2 - 15.0)	3.670 (0.760 - 4.720)	16.12	99
22 + 25 + 35 + 60	2.05	2.32	3.25	5.58			13.20 (3.2 - 15.0)	3.780 (0.760 - 4.720)	16.60	99
22 + 25 + 35 + 71	1.90	2.16	3.02	6.13			13.20 (3.2 - 15.0)	3.700 (0.760 - 4.720)	16.25	99
22 + 25 + 35 + 80	1.79	2.04	2.85	6.52			13.20 (3.2 - 15.1)	3.640 (0.760 - 4.500)	15.99	99
22 + 25 + 42 + 42	2.17	2.46	4.14	4.14			12.90 (3.2 - 15.0)	3.610 (0.760 - 4.720)	15.85	99
22 + 25 + 42 + 50	2.09	2.37	3.99	4.75			13.20 (3.2 - 15.0)	3.790 (0.760 - 4.720)	16.64	99
22 + 25 + 42 + 60	1.95	2.21	3.72	5.32			13.20 (3.2 - 15.0)	3.730 (0.760 - 4.720)	16.38	99
22 + 25 + 42 + 71	1.82	2.06	3.47	5.86			13.20 (3.2 - 15.1)	3.650 (0.760 - 4.500)	16.03	99
22 + 25 + 42 + 80	1.64	1.86	3.13	5.96			12.60 (3.2 - 14.2)	3.600 (0.760 - 4.500)	15.81	99
22 + 25 + 50 + 50	1.98	2.24	4.49	4.49			13.20 (3.2 - 15.0)	3.740 (0.760 - 4.720)	16.43	99
22 + 25 + 50 + 60	1.85	2.10	4.20	5.04			13.20 (3.2 - 15.1)	3.670 (0.760 - 4.500)	16.12	99
22 + 25 + 50 + 71	1.73	1.96	3.93	5.58			13.20 (3.2 - 15.1)	3.600 (0.760 - 4.500)	15.81	99
22 + 25 + 50 + 80	1.57	1.78	3.56	5.69			12.60 (3.2 - 14.2)	3.600 (0.760 - 4.500)	15.81	99
22 + 25 + 60 + 60	1.74	1.98	4.74	4.74			13.20 (3.2 - 15.1)	3.610 (0.760 - 4.500)	15.85	99
22 + 25 + 60 + 71	1.56	1.77	4.25	5.03			12.60 (3.2 - 14.2)	3.600 (0.760 - 4.500)	15.81	99
22 + 35 + 35 + 35	2.22	3.53	3.53	3.53			12.80 (3.2 - 15.0)	3.550 (0.760 - 4.720)	15.59	99
22 + 35 + 35 + 42	2.13	3.40	3.40	4.07			13.00 (3.2 - 15.0)	3.670 (0.760 - 4.720)	16.12	99
22 + 35 + 35 + 50	2.05	3.25	3.25	4.65			13.20 (3.2 - 15.0)	3.780 (0.760 - 4.720)	16.60	99
22 + 35 + 35 + 60	1.91	3.04	3.04	5.21			13.20 (3.2 - 15.0)	3.710 (0.760 - 4.720)	16.29	99
22 + 35 + 35 + 71	1.78	2.83	2.83	5.75			13.20 (3.2 - 15.1)	3.630 (0.760 - 4.500)	15.94	99
22 + 35 + 35 + 80	1.61	2.56	2.56	5.86			12.60 (3.2 - 14.2)	3.600 (0.760 - 4.500)	15.81	99
22 + 35 + 42 + 42	2.06	3.28	3.93	3.93			13.20 (3.2 - 15.0)	3.780 (0.760 - 4.720)	16.60	99
22 + 35 + 42 + 50	1.95	3.10	3.72	4.43			13.20 (3.2 - 15.0)	3.730 (0.760 - 4.720)	16.38	99
22 + 35 + 42 + 60	1.83	2.91	3.49	4.98			13.20 (3.2 - 15.1)	3.660 (0.760 - 4.500)	16.07	99
22 + 35 + 42 + 71	1.63	2.59	3.11	5.26			12.60 (3.2 - 14.2)	3.600 (0.760 - 4.500)	15.81	99
22 + 35 + 42 + 80	1.55	2.46	2.96	5.63			12.60 (3.2 - 14.2)	3.600 (0.760 - 4.500)	15.81	99
22 + 35 + 50 + 50	1.85	2.94	4.20	4.20			13.20 (3.2 - 15.1)	3.670 (0.760 - 4.500)	16.12	99
22 + 35 + 50 + 60	1.74	2.77	3.95	4.74			13.20 (3.2 - 15.1)	3.610 (0.760 - 4.500)	15.85	99
22 + 35 + 50 + 71	1.56	2.48	3.54	5.03			12.60 (3.2 - 14.2)	3.600 (0.760 - 4.500)	15.81	99
22 + 35 + 60 + 60	1.57	2.49	4.27	4.27			12.60 (3.2 - 14.2)	3.600 (0.760 - 4.500)	15.81	99
22 + 42 + 42 + 42	1.96	3.75	3.75	3.75			13.20 (3.2 - 15.0)	3.740 (0.760 - 4.720)	16.43	99
22 + 42 + 42 + 50	1.86	3.55	3.55	4.23			13.20 (3.2 - 15.1)	3.680 (0.760 - 4.500)	16.16	99
22 + 42 + 42 + 60	1.75	3.34	3.34	4.77			13.20 (3.2 - 15.1)	3.610 (0.760 - 4.500)	15.85	99
22 + 42 + 42 + 71	1.57	2.99	2.99	5.05			12.60 (3.2 - 14.2)	3.600 (0.760 - 4.500)	15.81	99
22 + 42 + 50 + 50	1.77	3.38	4.02	4.02			13.20 (3.2 - 15.1)	3.630 (0.760 - 4.500)	15.94	99
22 + 42 + 50 + 60	1.59	3.04	3.62	4.34			12.60 (3.2 - 14.2)	3.600 (0.760 - 4.500)	15.81	99
22 + 50 + 50 + 50	1.61	3.66	3.66	3.66			12.60 (3.2 - 14.2)	3.600 (0.760 - 4.500)	15.81	99
25 + 25 + 25 + 25	3.00	3.00	3.00	3.00			12.00 (3.2 - 14.9)	3.070 (0.760 - 4.250)	13.48	99
25 + 25 + 25 + 35	2.80	2.80	2.80	3.91			12.30 (3.2 - 14.9)	3.250 (0.760 - 4.250)	14.27	99
25 + 25 + 25 + 42	2.67	2.67	2.67	4.49			12.50 (3.2 - 14.9)	3.370 (0.760 - 4.250)	14.80	99
25 + 25 + 25 + 50	2.56	2.56	2.56	5.12			12.80 (3.2 - 15.0)	3.550 (0.760 - 4.720)	15.59	99
25 + 25 + 25 + 60	2.43	2.43	2.43	5.82			13.10 (3.2 - 15.0)	3.730 (0.760 - 4.720)	16.38	99
25 + 25 + 25 + 71	2.26	2.26	2.26	6.42			13.20 (3.2 - 15.0)	3.750 (0.760 - 4.720)	16.47	99
25 + 25 + 25 + 80	2.13	2.13	2.13	6.81			13.20 (3.2 - 15.1)	3.690 (0.760 - 4.500)	16.21	99
25 + 25 + 35 + 35	2.63	2.63	3.68	3.68			12.60 (3.2 - 15.0)	3.430 (0.760 - 4.720)	15.06	99
25 + 25 + 35 + 42	2.52	2.52	3.53	4.23			12.80 (3.2 - 15.0)	3.550 (0.760 - 4.720)	15.59	99
25 + 25 + 35 + 50	2.43	2.43	3.40	4.85			13.10 (3.2 - 15.0)	3.730 (0.760 - 4.720)	16.38	99
25 + 25 + 35 + 60	2.28	2.28	3.19	5.46			13.20 (3.2 - 15.0)	3.760 (0.760 - 4.720)	16.51	99
25 + 25 + 35 + 71	2.12	2.12	2.96	6.01			13.20 (3.2 - 15.1)	3.680 (0.760 - 4.500)	16.16	99
25 + 25 + 35 + 80	2.00	2.00	2.80	6.40			13.20 (3.2 - 15.1)	3.620 (0.760 - 4.500)	15.90	99
25 + 25 + 42 + 42	2.43	2.43	4.07	4.07			13.00 (3.2 - 15.0)	3.670 (0.760 - 4.720)	16.12	99
25 + 25 + 42 + 50	2.32	2.32	3.90	4.65			13.20 (3.2 - 15.0)	3.780 (0.760 - 4.720)	16.60	99
25 + 25 + 42 + 60	2.17	2.17	3.65	5.21			13.20 (3.2 - 15.0)	3.710 (0.760 - 4.720)	16.29	99
25 + 25 + 42 + 71	2.02	2.02	3.40	5.75			13.20 (3.2 - 15.1)	3.630 (0.760 - 4.500)	15.94	99
25 + 25 + 42 + 80	1.83	1.83	3.08	5.86			12.60 (3.2 - 14.2)	3.600 (0.760 - 4.500)	15.81	99
25 + 25 + 50 + 50	2.20	2.20	4.40	4.40			13.20 (3.2 - 15.0)	3.720 (0.760 - 4.720)	16.34	99
25 + 25 + 50 + 60	2.06	2.06	4.13	4.95			13.20 (3.2 - 15.1)	3.650 (0.760 - 4.500)	16.03	99

MXZ-6C120VA

Note: Electrical data is for outdoor unit only.

Indoor Units Combination	Heating Capacity (kW)						Total	Outdoor Unit Power Consumption (kW)	Current (A)	Power Factor (%)
	Unit A	Unit B	Unit C	Unit D	Unit E	Unit F				
25 + 25 + 50 + 71	1.84	1.84	3.68	5.23			12.60 (3.2 - 14.2)	3.600 (0.760 - 4.500)	15.81	99
25 + 25 + 50 + 80	1.75	1.75	3.50	5.60			12.60 (3.2 - 14.2)	3.600 (0.760 - 4.500)	15.81	99
25 + 25 + 60 + 60	1.85	1.85	4.45	4.45			12.60 (3.2 - 14.2)	3.600 (0.760 - 4.500)	15.81	99
25 + 35 + 35 + 35	2.48	3.47	3.47	3.47			12.90 (3.2 - 15.0)	3.610 (0.760 - 4.720)	15.85	99
25 + 35 + 35 + 42	2.39	3.35	3.35	4.02			13.10 (3.2 - 15.0)	3.730 (0.760 - 4.720)	16.38	99
25 + 35 + 35 + 50	2.28	3.19	3.19	4.55			13.20 (3.2 - 15.0)	3.760 (0.760 - 4.720)	16.51	99
25 + 35 + 35 + 60	2.13	2.98	2.98	5.11			13.20 (3.2 - 15.1)	3.690 (0.760 - 4.500)	16.21	99
25 + 35 + 35 + 71	1.99	2.78	2.78	5.65			13.20 (3.2 - 15.1)	3.610 (0.760 - 4.500)	15.85	99
25 + 35 + 35 + 80	1.80	2.52	2.52	5.76			12.60 (3.2 - 14.2)	3.600 (0.760 - 4.500)	15.81	99
25 + 35 + 42 + 42	2.29	3.21	3.85	3.85			13.20 (3.2 - 15.0)	3.760 (0.760 - 4.720)	16.51	99
25 + 35 + 42 + 50	2.17	3.04	3.65	4.34			13.20 (3.2 - 15.0)	3.710 (0.760 - 4.720)	16.29	99
25 + 35 + 42 + 60	2.04	2.85	3.42	4.89			13.20 (3.2 - 15.1)	3.640 (0.760 - 4.500)	15.99	99
25 + 35 + 42 + 71	1.82	2.55	3.06	5.17			12.60 (3.2 - 14.2)	3.600 (0.760 - 4.500)	15.81	99
25 + 35 + 50 + 50	2.06	2.89	4.13	4.13			13.20 (3.2 - 15.1)	3.650 (0.760 - 4.500)	16.03	99
25 + 35 + 50 + 60	1.85	2.59	3.71	4.45			12.60 (3.2 - 14.2)	3.600 (0.760 - 4.500)	15.81	99
25 + 35 + 60 + 60	1.75	2.45	4.20	4.20			12.60 (3.2 - 14.2)	3.600 (0.760 - 4.500)	15.81	99
25 + 42 + 42 + 42	2.19	3.67	3.67	3.67			13.20 (3.2 - 15.0)	3.720 (0.760 - 4.720)	16.34	99
25 + 42 + 42 + 50	2.08	3.49	3.49	4.15			13.20 (3.2 - 15.1)	3.660 (0.760 - 4.500)	16.07	99
25 + 42 + 42 + 60	1.86	3.13	3.13	4.47			12.60 (3.2 - 14.2)	3.600 (0.760 - 4.500)	15.81	99
25 + 42 + 42 + 71	1.75	2.94	2.94	4.97			12.60 (3.2 - 14.2)	3.600 (0.760 - 4.500)	15.81	99
25 + 42 + 50 + 50	1.98	3.32	3.95	3.95			13.20 (3.2 - 15.1)	3.610 (0.760 - 4.500)	15.85	99
25 + 42 + 50 + 60	1.78	2.99	3.56	4.27			12.60 (3.2 - 14.2)	3.600 (0.760 - 4.500)	15.81	99
25 + 50 + 50 + 50	1.80	3.60	3.60	3.60			12.60 (3.2 - 14.2)	3.600 (0.760 - 4.500)	15.81	99
35 + 35 + 35 + 35	3.30	3.30	3.30	3.30			13.20 (3.2 - 15.0)	3.790 (0.760 - 4.720)	16.64	99
35 + 35 + 35 + 42	3.14	3.14	3.14	3.77			13.20 (3.2 - 15.0)	3.740 (0.760 - 4.720)	16.43	99
35 + 35 + 35 + 50	2.98	2.98	2.98	4.26			13.20 (3.2 - 15.1)	3.690 (0.760 - 4.500)	16.21	99
35 + 35 + 35 + 60	2.80	2.80	2.80	4.80			13.20 (3.2 - 15.1)	3.620 (0.760 - 4.500)	15.90	99
35 + 35 + 35 + 71	2.51	2.51	2.51	5.08			12.60 (3.2 - 14.2)	3.600 (0.760 - 4.500)	15.81	99
35 + 35 + 42 + 42	3.00	3.00	3.60	3.60			13.20 (3.2 - 15.1)	3.700 (0.760 - 4.500)	16.25	99
35 + 35 + 42 + 50	2.85	2.85	3.42	4.07			13.20 (3.2 - 15.1)	3.640 (0.760 - 4.500)	15.99	99
35 + 35 + 42 + 60	2.56	2.56	3.08	4.40			12.60 (3.2 - 14.2)	3.600 (0.760 - 4.500)	15.81	99
35 + 35 + 50 + 50	2.59	2.59	3.71	3.71			12.60 (3.2 - 14.2)	3.600 (0.760 - 4.500)	15.81	99
35 + 35 + 50 + 60	2.45	2.45	3.50	4.20			12.60 (3.2 - 14.2)	3.600 (0.760 - 4.500)	15.81	99
35 + 42 + 42 + 42	2.87	3.44	3.44	3.44			13.20 (3.2 - 15.1)	3.650 (0.760 - 4.500)	16.03	99
35 + 42 + 42 + 50	2.61	3.13	3.13	3.73			12.60 (3.2 - 14.2)	3.600 (0.760 - 4.500)	15.81	99
35 + 42 + 42 + 60	2.46	2.96	2.96	4.22			12.60 (3.2 - 14.2)	3.600 (0.760 - 4.500)	15.81	99
35 + 42 + 50 + 50	2.49	2.99	3.56	3.56			12.60 (3.2 - 14.2)	3.600 (0.760 - 4.500)	15.81	99
42 + 42 + 42 + 42	3.30	3.30	3.30	3.30			13.20 (3.2 - 15.1)	3.600 (0.760 - 4.500)	15.81	99
42 + 42 + 42 + 50	3.01	3.01	3.01	3.58			12.60 (3.2 - 14.2)	3.600 (0.760 - 4.500)	15.81	99
22 + 22 + 22 + 22 + 22	2.62	2.62	2.62	2.62	2.62		13.10 (3.5 - 15.2)	3.130 (0.770 - 4.460)	13.75	99
22 + 22 + 22 + 22 + 25	2.57	2.57	2.57	2.57	2.92		13.20 (3.5 - 15.3)	3.220 (0.770 - 4.570)	14.14	99
22 + 22 + 22 + 22 + 35	2.40	2.40	2.40	2.40	3.81		13.40 (3.5 - 15.5)	3.390 (0.770 - 4.800)	14.89	99
22 + 22 + 22 + 22 + 42	2.27	2.27	2.27	2.27	4.33		13.40 (3.5 - 15.6)	3.390 (0.770 - 4.910)	14.89	99
22 + 22 + 22 + 22 + 50	2.14	2.14	2.14	2.14	4.86		13.40 (3.5 - 15.6)	3.380 (0.770 - 4.900)	14.84	99
22 + 22 + 22 + 22 + 60	1.99	1.99	1.99	1.99	5.43		13.40 (3.5 - 15.6)	3.370 (0.770 - 4.890)	14.80	99
22 + 22 + 22 + 22 + 71	1.85	1.85	1.85	1.85	5.98		13.40 (3.5 - 15.6)	3.360 (0.770 - 4.880)	14.76	99
22 + 22 + 22 + 22 + 80	1.75	1.75	1.75	1.75	6.38		13.40 (3.5 - 15.6)	3.360 (0.770 - 4.880)	14.76	99
22 + 22 + 22 + 25 + 25	2.50	2.50	2.50	2.84	2.84		13.20 (3.5 - 15.4)	3.220 (0.770 - 4.690)	14.14	99
22 + 22 + 22 + 25 + 35	2.34	2.34	2.34	2.66	3.72		13.40 (3.5 - 15.6)	3.390 (0.770 - 4.910)	14.89	99
22 + 22 + 22 + 25 + 42	2.22	2.22	2.22	2.52	4.23		13.40 (3.5 - 15.6)	3.380 (0.770 - 4.900)	14.84	99
22 + 22 + 22 + 25 + 50	2.09	2.09	2.09	2.38	4.75		13.40 (3.5 - 15.6)	3.380 (0.770 - 4.900)	14.84	99
22 + 22 + 22 + 25 + 60	1.95	1.95	1.95	2.22	5.32		13.40 (3.5 - 15.6)	3.370 (0.770 - 4.890)	14.80	99
22 + 22 + 22 + 25 + 71	1.82	1.82	1.82	2.07	5.87		13.40 (3.5 - 15.6)	3.360 (0.770 - 4.880)	14.76	99
22 + 22 + 22 + 25 + 80	1.72	1.72	1.72	1.96	6.27		13.40 (3.5 - 15.6)	3.350 (0.770 - 4.870)	14.71	99
22 + 22 + 22 + 35 + 35	2.17	2.17	2.17	3.45	3.45		13.40 (3.5 - 15.6)	3.380 (0.770 - 4.900)	14.84	99
22 + 22 + 22 + 35 + 42	2.06	2.06	2.06	3.28	3.94		13.40 (3.5 - 15.6)	3.380 (0.770 - 4.900)	14.84	99
22 + 22 + 22 + 35 + 50	1.95	1.95	1.95	3.11	4.44		13.40 (3.5 - 15.6)	3.370 (0.770 - 4.890)	14.80	99
22 + 22 + 22 + 35 + 60	1.83	1.83	1.83	2.91	4.99		13.40 (3.5 - 15.6)	3.360 (0.770 - 4.880)	14.76	99
22 + 22 + 22 + 35 + 71	1.71	1.71	1.71	2.73	5.53		13.40 (3.5 - 15.6)	3.350 (0.770 - 4.870)	14.71	99
22 + 22 + 22 + 42 + 42	1.97	1.97	1.97	3.75	3.75		13.40 (3.5 - 15.6)	3.370 (0.770 - 4.890)	14.80	99
22 + 22 + 22 + 42 + 50	1.87	1.87	1.87	3.56	4.24		13.40 (3.5 - 15.6)	3.360 (0.770 - 4.880)	14.76	99
22 + 22 + 22 + 42 + 60	1.75	1.75	1.75	3.35	4.79		13.40 (3.5 - 15.6)	3.360 (0.770 - 4.880)	14.76	99
22 + 22 + 22 + 42 + 71	1.65	1.65	1.65	3.14	5.32		13.40 (3.5 - 15.6)	3.350 (0.770 - 4.870)	14.71	99
22 + 22 + 22 + 50 + 50	1.78	1.78	1.78	4.04	4.04		13.40 (3.5 - 15.6)	3.360 (0.770 - 4.880)	14.76	99
22 + 22 + 22 + 50 + 60	1.68	1.68	1.68	3.81	4.57		13.40 (3.5 - 15.6)	3.350 (0.770 - 4.870)	14.71	99
22 + 22 + 25 + 25 + 25	2.46	2.46	2.79	2.79	2.79		13.30 (3.5 - 15.4)	3.300 (0.770 - 4.690)	14.49	99
22 + 22 + 25 + 25 + 35	2.29	2.29	2.60	2.60	3.64		13.40 (3.5 - 15.6)	3.390 (0.770 - 4.910)	14.89	99
22 + 22 + 25 + 25 + 42	2.17	2.17	2.46	2.46	4.14		13.40 (3.5 - 15.6)	3.380 (0.770 - 4.900)	14.84	99
22 + 22 + 25 + 25 + 50	2.05	2.05	2.33	2.33	4.65		13.40 (3.5 - 15.6)	3.370 (0.770 - 4.890)	14.80	99
22 + 22 + 25 + 25 + 60	1.91	1.91	2.18	2.18	5.22		13.40 (3.5 - 15.6)	3.370 (0.770 - 4.890)	14.80	99
22 + 22 + 25 + 25 + 71	1.79	1.79	2.03	2.03	5.77		13.40 (3.5 - 15.6)	3.360 (0.770 - 4.880)	14.76	99
22 + 22 + 25 + 25 + 80	1.69	1.69	1.93	1.93	6.16		13.40 (3.5 - 15.6)	3.350 (0.770 - 4.870)	14.71	99
22 + 22 + 25 + 35 + 35	2.12	2.12	2.41	3.37	3.37		13.40 (3.5 - 15.6)	3.380 (0.770 - 4.900)	14.84	99
22 + 22 + 25 + 35 + 42	2.02	2.02	2.29	3.21	3.85		13.40 (3.5 - 15.6)	3.370 (0.770 - 4.890)	14.80	99
22 + 22 + 25 + 35 + 50	1.91	1.91	2.18	3.05	4.35		13.40 (3.5 - 15.6)	3.370 (0.770 - 4.890)	14.80	99
22 + 22 + 25 + 35 + 60	1.80	1.80	2.04	2.86	4.90		13.40 (3.5 - 15.6)	3.360 (0.770 - 4.880)	14.76	99
22 + 22 + 25 + 35 + 71	1.68	1.68	1.91	2.68	5.44		13.40 (3.5 - 15.6)	3.350 (0.770 - 4.870)	14.71	99
22 + 22 + 25 + 42 + 42	1.93	1.93	2.19	3.68	3.68		13.40 (3.5 - 15.6)	3.370 (0.770 - 4.890)	14.80	99
22 + 22 + 25 + 42 + 50	1.83	1.83	2.08	3.50	4.16		13.40 (3.5 - 15.6)	3.360 (0.770 - 4.880)	14.76	99
22 + 22 + 25 + 42 + 60	1.72	1.72	1.96	3.29	4.70		13.40 (3.5 - 15.6)	3.350 (0.770 - 4.870)	14.71	99

Indoor Units Combination	Heating Capacity (kW)						Outdoor Unit Power Consumption (kW)	Current (A)	Power Factor (%)	
	Unit A	Unit B	Unit C	Unit D	Unit E	Unit F				Total
22 + 22 + 25 + 50 + 50	1.74	1.74	1.98	3.96	3.96		13.40 (3.5 - 15.6)	3.350 (0.770 - 4.870)	14.71	99
22 + 22 + 25 + 50 + 60	1.65	1.65	1.87	3.74	4.49		13.40 (3.5 - 15.6)	3.350 (0.770 - 4.870)	14.71	99
22 + 22 + 35 + 35 + 35	1.98	1.98	3.15	3.15	3.15		13.40 (3.5 - 15.6)	3.370 (0.770 - 4.890)	14.80	99
22 + 22 + 35 + 35 + 42	1.89	1.89	3.01	3.01	3.61		13.40 (3.5 - 15.6)	3.370 (0.770 - 4.890)	14.80	99
22 + 22 + 35 + 35 + 50	1.80	1.80	2.86	2.86	4.09		13.40 (3.5 - 15.6)	3.360 (0.770 - 4.880)	14.76	99
22 + 22 + 35 + 35 + 60	1.69	1.69	2.70	2.70	4.62		13.40 (3.5 - 15.6)	3.350 (0.770 - 4.870)	14.71	99
22 + 22 + 35 + 42 + 42	1.81	1.81	2.88	3.45	3.45		13.40 (3.5 - 15.6)	3.360 (0.770 - 4.880)	14.76	99
22 + 22 + 35 + 42 + 50	1.72	1.72	2.74	3.29	3.92		13.40 (3.5 - 15.6)	3.350 (0.770 - 4.870)	14.71	99
22 + 22 + 35 + 50 + 50	1.65	1.65	2.62	3.74	3.74		13.40 (3.5 - 15.6)	3.350 (0.770 - 4.870)	14.71	99
22 + 22 + 42 + 42 + 42	1.73	1.73	3.31	3.31	3.31		13.40 (3.5 - 15.6)	3.350 (0.770 - 4.870)	14.71	99
22 + 22 + 42 + 42 + 50	1.66	1.66	3.16	3.16	3.76		13.40 (3.5 - 15.6)	3.350 (0.770 - 4.870)	14.71	99
22 + 25 + 25 + 25 + 25	2.40	2.73	2.73	2.73	2.73		13.30 (3.5 - 15.5)	3.300 (0.770 - 4.800)	14.49	99
22 + 25 + 25 + 25 + 35	2.23	2.54	2.54	2.54	3.55		13.40 (3.5 - 15.6)	3.380 (0.770 - 4.900)	14.84	99
22 + 25 + 25 + 25 + 42	2.12	2.41	2.41	2.41	4.05		13.40 (3.5 - 15.6)	3.380 (0.770 - 4.900)	14.84	99
22 + 25 + 25 + 25 + 50	2.01	2.28	2.28	2.28	4.56		13.40 (3.5 - 15.6)	3.370 (0.770 - 4.890)	14.80	99
22 + 25 + 25 + 25 + 60	1.88	2.13	2.13	2.13	5.12		13.40 (3.5 - 15.6)	3.360 (0.770 - 4.880)	14.76	99
22 + 25 + 25 + 25 + 71	1.75	1.99	1.99	1.99	5.66		13.40 (3.5 - 15.6)	3.360 (0.770 - 4.880)	14.76	99
22 + 25 + 25 + 25 + 80	1.67	1.89	1.89	1.89	6.06		13.40 (3.5 - 15.6)	3.350 (0.770 - 4.870)	14.71	99
22 + 25 + 25 + 35 + 35	2.08	2.36	2.36	3.30	3.30		13.40 (3.5 - 15.6)	3.380 (0.770 - 4.900)	14.84	99
22 + 25 + 25 + 35 + 42	1.98	2.25	2.25	3.15	3.78		13.40 (3.5 - 15.6)	3.370 (0.770 - 4.890)	14.80	99
22 + 25 + 25 + 35 + 50	1.88	2.13	2.13	2.99	4.27		13.40 (3.5 - 15.6)	3.360 (0.770 - 4.880)	14.76	99
22 + 25 + 25 + 35 + 60	1.77	2.01	2.01	2.81	4.81		13.40 (3.5 - 15.6)	3.360 (0.770 - 4.880)	14.76	99
22 + 25 + 25 + 35 + 71	1.66	1.88	1.88	2.63	5.34		13.40 (3.5 - 15.6)	3.350 (0.770 - 4.870)	14.71	99
22 + 25 + 25 + 42 + 42	1.89	2.15	2.15	3.61	3.61		13.40 (3.5 - 15.6)	3.370 (0.770 - 4.890)	14.80	99
22 + 25 + 25 + 42 + 50	1.80	2.04	2.04	3.43	4.09		13.40 (3.5 - 15.6)	3.360 (0.770 - 4.880)	14.76	99
22 + 25 + 25 + 42 + 60	1.69	1.93	1.93	3.23	4.62		13.40 (3.5 - 15.6)	3.350 (0.770 - 4.870)	14.71	99
22 + 25 + 25 + 50 + 50	1.71	1.95	1.95	3.90	3.90		13.40 (3.5 - 15.6)	3.350 (0.770 - 4.870)	14.71	99
22 + 25 + 35 + 35 + 35	1.94	2.20	3.09	3.09	3.09		13.40 (3.5 - 15.6)	3.370 (0.770 - 4.890)	14.80	99
22 + 25 + 35 + 35 + 42	1.85	2.11	2.95	2.95	3.54		13.40 (3.5 - 15.6)	3.360 (0.770 - 4.880)	14.76	99
22 + 25 + 35 + 35 + 50	1.77	2.01	2.81	2.81	4.01		13.40 (3.5 - 15.6)	3.360 (0.770 - 4.880)	14.76	99
22 + 25 + 35 + 35 + 60	1.67	1.89	2.65	2.65	4.54		13.40 (3.5 - 15.6)	3.350 (0.770 - 4.870)	14.71	99
22 + 25 + 35 + 42 + 42	1.78	2.02	2.83	3.39	3.39		13.40 (3.5 - 15.6)	3.360 (0.770 - 4.880)	14.76	99
22 + 25 + 35 + 42 + 50	1.69	1.93	2.70	3.23	3.85		13.40 (3.5 - 15.6)	3.350 (0.770 - 4.870)	14.71	99
22 + 25 + 42 + 42 + 42	1.70	1.94	3.25	3.25	3.25		13.40 (3.5 - 15.6)	3.350 (0.770 - 4.870)	14.71	99
22 + 35 + 35 + 35 + 35	1.82	2.90	2.90	2.90	2.90		13.40 (3.5 - 15.6)	3.360 (0.770 - 4.880)	14.76	99
22 + 35 + 35 + 35 + 42	1.74	2.78	2.78	2.78	3.33		13.40 (3.5 - 15.6)	3.350 (0.770 - 4.870)	14.71	99
22 + 35 + 35 + 35 + 50	1.67	2.65	2.65	2.65	3.79		13.40 (3.5 - 15.6)	3.350 (0.770 - 4.870)	14.71	99
22 + 35 + 35 + 42 + 42	1.68	2.66	2.66	3.20	3.20		13.40 (3.5 - 15.6)	3.350 (0.770 - 4.870)	14.71	99
25 + 25 + 25 + 25 + 25	2.68	2.68	2.68	2.68	2.68		13.40 (3.5 - 15.6)	3.390 (0.770 - 4.910)	14.89	99
25 + 25 + 25 + 25 + 35	2.48	2.48	2.48	2.48	3.47		13.40 (3.5 - 15.6)	3.380 (0.770 - 4.900)	14.84	99
25 + 25 + 25 + 25 + 42	2.36	2.36	2.36	2.36	3.96		13.40 (3.5 - 15.6)	3.380 (0.770 - 4.900)	14.84	99
25 + 25 + 25 + 25 + 50	2.23	2.23	2.23	2.23	4.47		13.40 (3.5 - 15.6)	3.370 (0.770 - 4.890)	14.80	99
25 + 25 + 25 + 25 + 60	2.09	2.09	2.09	2.09	5.03		13.40 (3.5 - 15.6)	3.360 (0.770 - 4.880)	14.76	99
25 + 25 + 25 + 25 + 71	1.96	1.96	1.96	1.96	5.56		13.40 (3.5 - 15.6)	3.350 (0.770 - 4.870)	14.71	99
25 + 25 + 25 + 25 + 80	1.86	1.86	1.86	1.86	5.96		13.40 (3.5 - 15.6)	3.350 (0.770 - 4.870)	14.71	99
25 + 25 + 25 + 35 + 35	2.31	2.31	2.31	3.23	3.23		13.40 (3.5 - 15.6)	3.370 (0.770 - 4.890)	14.80	99
25 + 25 + 25 + 35 + 42	2.20	2.20	2.20	3.09	3.70		13.40 (3.5 - 15.6)	3.370 (0.770 - 4.890)	14.80	99
25 + 25 + 25 + 35 + 50	2.09	2.09	2.09	2.93	4.19		13.40 (3.5 - 15.6)	3.360 (0.770 - 4.880)	14.76	99
25 + 25 + 25 + 35 + 60	1.97	1.97	1.97	2.76	4.73		13.40 (3.5 - 15.6)	3.350 (0.770 - 4.870)	14.71	99
25 + 25 + 25 + 42 + 42	2.11	2.11	2.11	3.54	3.54		13.40 (3.5 - 15.6)	3.360 (0.770 - 4.880)	14.76	99
25 + 25 + 25 + 42 + 50	2.01	2.01	2.01	3.37	4.01		13.40 (3.5 - 15.6)	3.360 (0.770 - 4.880)	14.76	99
25 + 25 + 25 + 42 + 60	1.89	1.89	1.89	3.18	4.54		13.40 (3.5 - 15.6)	3.350 (0.770 - 4.870)	14.71	99
25 + 25 + 25 + 50 + 50	1.91	1.91	1.91	3.83	3.83		13.40 (3.5 - 15.6)	3.350 (0.770 - 4.870)	14.71	99
25 + 25 + 35 + 35 + 35	2.16	2.16	3.03	3.03	3.03		13.40 (3.5 - 15.6)	3.370 (0.770 - 4.890)	14.80	99
25 + 25 + 35 + 35 + 42	2.07	2.07	2.90	2.90	3.47		13.40 (3.5 - 15.6)	3.360 (0.770 - 4.880)	14.76	99
25 + 25 + 35 + 35 + 50	1.97	1.97	2.76	2.76	3.94		13.40 (3.5 - 15.6)	3.350 (0.770 - 4.870)	14.71	99
25 + 25 + 35 + 35 + 60	1.86	1.86	2.61	2.61	4.47		13.40 (3.5 - 15.6)	3.350 (0.770 - 4.870)	14.71	99
25 + 25 + 35 + 42 + 42	1.98	1.98	2.78	3.33	3.33		13.40 (3.5 - 15.6)	3.350 (0.770 - 4.870)	14.71	99
25 + 25 + 35 + 42 + 50	1.89	1.89	2.65	3.18	3.79		13.40 (3.5 - 15.6)	3.350 (0.770 - 4.870)	14.71	99
25 + 25 + 42 + 42 + 42	1.90	1.90	3.20	3.20	3.20		13.40 (3.5 - 15.6)	3.350 (0.770 - 4.870)	14.71	99
25 + 35 + 35 + 35 + 35	2.03	2.84	2.84	2.84	2.84		13.40 (3.5 - 15.6)	3.360 (0.770 - 4.880)	14.76	99
25 + 35 + 35 + 35 + 42	1.95	2.73	2.73	2.73	3.27		13.40 (3.5 - 15.6)	3.350 (0.770 - 4.870)	14.71	99
25 + 35 + 35 + 35 + 50	1.86	2.61	2.61	2.61	3.72		13.40 (3.5 - 15.6)	3.350 (0.770 - 4.870)	14.71	99
25 + 35 + 35 + 42 + 42	1.87	2.62	2.62	3.14	3.14		13.40 (3.5 - 15.6)	3.350 (0.770 - 4.870)	14.71	99
35 + 35 + 35 + 35 + 35	2.68	2.68	2.68	2.68	2.68		13.40 (3.5 - 15.6)	3.350 (0.770 - 4.870)	14.71	99
22 + 22 + 22 + 22 + 22 + 22	2.33	2.33	2.33	2.33	2.33	2.33	14.00 (3.5 - 16.5)	3.520 (0.760 - 5.200)	15.46	99
22 + 22 + 22 + 22 + 22 + 25	2.28	2.28	2.28	2.28	2.28	2.59	14.00 (3.5 - 16.5)	3.510 (0.760 - 5.190)	15.42	99
22 + 22 + 22 + 22 + 22 + 35	2.12	2.12	2.12	2.12	2.12	3.38	14.00 (3.5 - 16.5)	3.480 (0.760 - 5.160)	15.28	99
22 + 22 + 22 + 22 + 22 + 42	2.03	2.03	2.03	2.03	2.03	3.87	14.00 (3.5 - 16.5)	3.470 (0.760 - 5.150)	15.24	99
22 + 22 + 22 + 22 + 22 + 50	1.93	1.93	1.93	1.93	1.93	4.38	14.00 (3.5 - 16.5)	3.470 (0.760 - 5.150)	15.24	99
22 + 22 + 22 + 22 + 22 + 60	1.81	1.81	1.81	1.81	1.81	4.94	14.00 (3.5 - 16.5)	3.470 (0.760 - 5.150)	15.24	99
22 + 22 + 22 + 22 + 25 + 25	2.23	2.23	2.23	2.23	2.54	2.54	14.00 (3.5 - 16.5)	3.500 (0.760 - 5.180)	15.37	99
22 + 22 + 22 + 22 + 25 + 35	2.08	2.08	2.08	2.08	2.36	3.31	14.00 (3.5 - 16.5)	3.480 (0.760 - 5.160)	15.28	99
22 + 22 + 22 + 22 + 25 + 42	1.99	1.99	1.99	1.99	2.26	3.79	14.00 (3.5 - 16.5)	3.470 (0.760 - 5.150)	15.24	99
22 + 22 + 22 + 22 + 25 + 50	1.89	1.89	1.89	1.89	2.15	4.29	14.00 (3.5 - 16.5)	3.470 (0.760 - 5.150)	15.24	99
22 + 22 + 22 + 22 + 25 + 60	1.78	1.78	1.78	1.78	2.02	4.86	14.00 (3.5 - 16.5)	3.470 (0.760 - 5.150)	15.24	99
22 + 22 + 22 + 22 + 35 + 35	1.95	1.95	1.95	1.95	3.10	3.10	14.00 (3.5 - 16.5)	3.470 (0.760 - 5.150)	15.24	99
22 + 22 + 22 + 22 + 35 + 42	1.87	1.87	1.87	1.87	2.97	3.56	14.00 (3.5 - 16.5)	3.470 (0.760 - 5.150)	15.24	99
22 + 22 + 22 + 22 + 35 + 50	1.78	1.78	1.78	1.78	2.83	4.05	14.00 (3.5 - 16.5)	3.470 (0.760 - 5.150)	15.24	99
22 + 22 + 22 + 22 + 42 + 42	1.79	1.79	1.79	1.79	3.42	3.42	14.00 (3.5 - 16.5)	3.470 (0.760 - 5.150)	15.24	99

MXZ-6C120VA

Note: Electrical data is for outdoor unit only.

Indoor Units Combination	Heating Capacity (kW)							Outdoor Unit Power Consumption (kW)	Current (A)	Power Factor (%)
	Unit A	Unit B	Unit C	Unit D	Unit E	Unit F	Total			
22 + 22 + 22 + 22 + 42 + 50	1.71	1.71	1.71	1.71	3.27	3.89	14.00 (3.5 - 16.5)	3.470 (0.760 - 5.150)	15.24	99
22 + 22 + 22 + 25 + 25 + 25	2.18	2.18	2.18	2.48	2.48	2.48	14.00 (3.5 - 16.5)	3.500 (0.760 - 5.180)	15.37	99
22 + 22 + 22 + 25 + 25 + 35	2.04	2.04	2.04	2.32	2.32	3.25	14.00 (3.5 - 16.5)	3.470 (0.760 - 5.150)	15.24	99
22 + 22 + 22 + 25 + 25 + 42	1.95	1.95	1.95	2.22	2.22	3.72	14.00 (3.5 - 16.5)	3.470 (0.760 - 5.150)	15.24	99
22 + 22 + 22 + 25 + 25 + 50	1.86	1.86	1.86	2.11	2.11	4.22	14.00 (3.5 - 16.5)	3.470 (0.760 - 5.150)	15.24	99
22 + 22 + 22 + 25 + 25 + 60	1.75	1.75	1.75	1.99	1.99	4.77	14.00 (3.5 - 16.5)	3.470 (0.760 - 5.150)	15.24	99
22 + 22 + 22 + 25 + 35 + 35	1.91	1.91	1.91	2.17	3.04	3.04	14.00 (3.5 - 16.5)	3.470 (0.760 - 5.150)	15.24	99
22 + 22 + 22 + 25 + 35 + 42	1.83	1.83	1.83	2.08	2.92	3.50	14.00 (3.5 - 16.5)	3.470 (0.760 - 5.150)	15.24	99
22 + 22 + 22 + 25 + 35 + 50	1.75	1.75	1.75	1.99	2.78	3.98	14.00 (3.5 - 16.5)	3.470 (0.760 - 5.150)	15.24	99
22 + 22 + 22 + 25 + 42 + 42	1.76	1.76	1.76	2.00	3.36	3.36	14.00 (3.5 - 16.5)	3.470 (0.760 - 5.150)	15.24	99
22 + 22 + 22 + 25 + 35 + 35	1.80	1.80	1.80	2.87	2.87	2.87	14.00 (3.5 - 16.5)	3.470 (0.760 - 5.150)	15.24	99
22 + 22 + 22 + 35 + 35 + 42	1.73	1.73	1.73	2.75	2.75	3.30	14.00 (3.5 - 16.5)	3.470 (0.760 - 5.150)	15.24	99
22 + 22 + 25 + 25 + 25 + 25	2.14	2.14	2.43	2.43	2.43	2.43	14.00 (3.5 - 16.5)	3.490 (0.760 - 5.170)	15.33	99
22 + 22 + 25 + 25 + 25 + 35	2.00	2.00	2.27	2.27	2.27	3.18	14.00 (3.5 - 16.5)	3.470 (0.760 - 5.150)	15.24	99
22 + 22 + 25 + 25 + 25 + 42	1.91	1.91	2.17	2.17	2.17	3.65	14.00 (3.5 - 16.5)	3.470 (0.760 - 5.150)	15.24	99
22 + 22 + 25 + 25 + 25 + 50	1.82	1.82	2.07	2.07	2.07	4.14	14.00 (3.5 - 16.5)	3.470 (0.760 - 5.150)	15.24	99
22 + 22 + 25 + 25 + 25 + 60	1.72	1.72	1.96	1.96	1.96	4.69	14.00 (3.5 - 16.5)	3.470 (0.760 - 5.150)	15.24	99
22 + 22 + 25 + 25 + 35 + 35	1.88	1.88	2.13	2.13	2.99	2.99	14.00 (3.5 - 16.5)	3.470 (0.760 - 5.150)	15.24	99
22 + 22 + 25 + 25 + 35 + 42	1.80	1.80	2.05	2.05	2.87	3.44	14.00 (3.5 - 16.5)	3.470 (0.760 - 5.150)	15.24	99
22 + 22 + 25 + 25 + 35 + 50	1.72	1.72	1.96	1.96	2.74	3.91	14.00 (3.5 - 16.5)	3.470 (0.760 - 5.150)	15.24	99
22 + 22 + 25 + 25 + 42 + 42	1.73	1.73	1.97	1.97	3.30	3.30	14.00 (3.5 - 16.5)	3.470 (0.760 - 5.150)	15.24	99
22 + 22 + 25 + 35 + 35 + 35	1.77	1.77	2.01	2.82	2.82	2.82	14.00 (3.5 - 16.5)	3.470 (0.760 - 5.150)	15.24	99
22 + 25 + 25 + 25 + 25 + 25	2.10	2.38	2.38	2.38	2.38	2.38	14.00 (3.5 - 16.5)	3.480 (0.760 - 5.160)	15.28	99
22 + 25 + 25 + 25 + 25 + 35	1.96	2.23	2.23	2.23	2.23	3.12	14.00 (3.5 - 16.5)	3.470 (0.760 - 5.150)	15.24	99
22 + 25 + 25 + 25 + 25 + 42	1.88	2.13	2.13	2.13	2.13	3.59	14.00 (3.5 - 16.5)	3.470 (0.760 - 5.150)	15.24	99
22 + 25 + 25 + 25 + 25 + 50	1.79	2.03	2.03	2.03	2.03	4.07	14.00 (3.5 - 16.5)	3.470 (0.760 - 5.150)	15.24	99
22 + 25 + 25 + 25 + 35 + 35	1.84	2.10	2.10	2.10	2.93	2.93	14.00 (3.5 - 16.5)	3.470 (0.760 - 5.150)	15.24	99
22 + 25 + 25 + 25 + 35 + 42	1.77	2.01	2.01	2.01	2.82	3.38	14.00 (3.5 - 16.5)	3.470 (0.760 - 5.150)	15.24	99
22 + 25 + 25 + 35 + 35 + 35	1.74	1.98	1.98	2.77	2.77	2.77	14.00 (3.5 - 16.5)	3.470 (0.760 - 5.150)	15.24	99
25 + 25 + 25 + 25 + 25 + 25	2.33	2.33	2.33	2.33	2.33	2.33	14.00 (3.5 - 16.5)	3.470 (0.760 - 5.150)	15.24	99
25 + 25 + 25 + 25 + 25 + 35	2.19	2.19	2.19	2.19	2.19	3.06	14.00 (3.5 - 16.5)	3.470 (0.760 - 5.150)	15.24	99
25 + 25 + 25 + 25 + 25 + 42	2.10	2.10	2.10	2.10	2.10	3.52	14.00 (3.5 - 16.5)	3.470 (0.760 - 5.150)	15.24	99
25 + 25 + 25 + 25 + 25 + 50	2.00	2.00	2.00	2.00	2.00	4.00	14.00 (3.5 - 16.5)	3.470 (0.760 - 5.150)	15.24	99
25 + 25 + 25 + 25 + 35 + 35	2.06	2.06	2.06	2.06	2.88	2.88	14.00 (3.5 - 16.5)	3.470 (0.760 - 5.150)	15.24	99
25 + 25 + 25 + 25 + 35 + 42	1.98	1.98	1.98	1.98	2.77	3.32	14.00 (3.5 - 16.5)	3.470 (0.760 - 5.150)	15.24	99
25 + 25 + 25 + 35 + 35 + 35	1.94	1.94	1.94	2.72	2.72	2.72	14.00 (3.5 - 16.5)	3.470 (0.760 - 5.150)	15.24	99

Combination Table

MXZ-8B140VA

Note: Electrical data is for outdoor unit only.

Indoor Units Combination	Cooling Capacity (kW)								Total	Outdoor Unit Power Consumption (kW)	Current (A)	Power Factor (%)
	Unit A	Unit B	Unit C	Unit D	Unit E	Unit F	Unit G	Unit H				
22	2.20								2.2	1.050	4.6	99
25	2.50								2.5	1.140	5.0	99
35	3.50								3.5	1.410	6.2	99
42	4.20								4.2	1.550	6.8	99
50	5.00								5.0	1.700	7.5	99
60	6.00								6.0	2.000	8.8	99
71	7.10								7.1	2.310	10.1	99
80	8.00								8.0	2.560	11.2	99
100	10.00								10.0	3.090	13.6	99
22 + 22	2.20	2.20							4.4	1.590	7.0	99
22 + 25	2.20	2.50							4.7	1.650	7.2	99
22 + 35	2.20	3.50							5.7	1.910	8.4	99
22 + 42	2.20	4.20							6.4	2.110	9.3	99
22 + 50	2.20	5.00							7.2	2.340	10.3	99
22 + 60	2.20	6.00							8.2	2.620	11.5	99
22 + 71	2.20	7.10							9.3	2.910	12.8	99
22 + 80	2.20	8.00							10.2	3.180	14.0	99
22 + 100	2.20	10.00							12.2	4.190	18.4	99
25 + 25	2.50	2.50							5.0	1.700	7.5	99
25 + 35	2.50	3.50							6.0	2.000	8.8	99
25 + 42	2.50	4.20							6.7	2.200	9.7	99
25 + 50	2.50	5.00							7.5	2.430	10.7	99
25 + 60	2.50	6.00							8.5	2.700	11.9	99
25 + 71	2.50	7.10							9.6	2.990	13.1	99
25 + 80	2.50	8.00							10.5	3.320	14.6	99
25 + 100	2.50	10.00							12.5	4.360	19.1	99
35 + 35	3.50	3.50							7.0	2.290	10.1	99
35 + 42	3.50	4.20							7.7	2.480	10.9	99
35 + 50	3.50	5.00							8.5	2.700	11.9	99
35 + 60	3.50	6.00							9.5	2.960	13.0	99
35 + 71	3.50	7.10							10.6	3.370	14.8	99
35 + 80	3.50	8.00							11.5	3.810	16.7	99
35 + 100	3.50	10.00							13.5	4.970	21.8	99
42 + 42	4.20	4.20							8.4	2.670	11.7	99
42 + 50	4.20	5.00							9.2	2.880	12.6	99
42 + 60	4.20	6.00							10.2	3.180	14.0	99
42 + 71	4.20	7.10							11.3	3.710	16.3	99
42 + 80	4.20	8.00							12.2	4.190	18.4	99
42 + 100	4.14	9.86							14.0	5.220	22.9	99
50 + 50	5.00	5.00							10.0	3.090	13.6	99
50 + 60	5.00	6.00							11.0	3.560	15.6	99
50 + 71	5.00	7.10							12.1	4.140	18.2	99
50 + 80	5.00	8.00							13.0	4.660	20.5	99
50 + 100	4.67	9.33							14.0	5.240	23.0	99
60 + 60	6.00	6.00							12.0	4.080	17.9	99
60 + 71	6.00	7.10							13.1	4.720	20.7	99
60 + 80	6.00	8.00							14.0	5.220	22.9	99
60 + 100	5.25	8.75							14.0	4.650	20.4	99
71 + 71	7.00	7.00							14.0	5.220	22.9	99
71 + 80	6.58	7.42							14.0	5.170	22.7	99
71 + 100	5.81	8.19							14.0	4.140	18.2	99
80 + 80	7.00	7.00							14.0	4.650	20.4	99
80 + 100	6.22	7.78							14.0	3.790	16.6	99
22 + 22 + 22	2.20	2.20	2.20						6.6	2.170	9.5	99
22 + 22 + 25	2.20	2.20	2.50						6.9	2.260	9.9	99
22 + 22 + 35	2.20	2.20	3.50						7.9	2.540	11.2	99
22 + 22 + 42	2.20	2.20	4.20						8.6	2.730	12.0	99
22 + 22 + 50	2.20	2.20	5.00						9.4	2.940	12.9	99
22 + 22 + 60	2.20	2.20	6.00						10.4	3.270	14.4	99
22 + 22 + 71	2.20	2.20	7.10						11.5	3.810	16.7	99
22 + 22 + 80	2.20	2.20	8.00						12.4	4.300	18.9	99
22 + 22 + 100	2.14	2.14	9.72						14.0	5.220	22.9	99
22 + 25 + 25	2.20	2.50	2.50						7.2	2.340	10.3	99
22 + 25 + 35	2.20	2.50	3.50						8.2	2.620	11.5	99
22 + 25 + 42	2.20	2.50	4.20						8.9	2.810	12.3	99
22 + 25 + 50	2.20	2.50	5.00						9.7	3.010	13.2	99
22 + 25 + 60	2.20	2.50	6.00						10.7	3.410	15.0	99
22 + 25 + 71	2.20	2.50	7.10						11.8	3.970	17.4	99
22 + 25 + 80	2.20	2.50	8.00						12.7	4.480	19.7	99
22 + 25 + 100	2.10	2.38	9.52						14.0	5.220	22.9	99
22 + 35 + 35	2.20	3.50	3.50						9.2	2.880	12.6	99
22 + 35 + 42	2.20	3.50	4.20						9.9	3.060	13.4	99
22 + 35 + 50	2.20	3.50	5.00						10.7	3.410	15.0	99
22 + 35 + 60	2.20	3.50	6.00						11.7	3.920	17.2	99
22 + 35 + 71	2.20	3.50	7.10						12.8	4.540	19.9	99
22 + 35 + 80	2.20	3.50	8.00						13.7	5.100	22.4	99
22 + 35 + 100	1.96	3.12	8.92						14.0	4.810	21.1	99
22 + 42 + 42	2.20	4.20	4.20						10.6	3.370	14.8	99
22 + 42 + 50	2.20	4.20	5.00						11.4	3.760	16.5	99
22 + 42 + 60	2.20	4.20	6.00						12.4	4.300	18.9	99

MXZ-8B140VA

Note: Electrical data is for outdoor unit only.

Indoor Units Combination	Cooling Capacity (kW)								Total	Outdoor Unit Power Consumption (kW)	Current (A)	Power Factor (%)
	Unit A	Unit B	Unit C	Unit D	Unit E	Unit F	Unit G	Unit H				
22 + 42 + 71	2.20	4.20	7.10						13.5	4.970	21.8	99
22 + 42 + 80	2.14	4.08	7.78						14.0	5.220	22.9	99
22 + 42 + 100	1.88	3.59	8.54						14.0	4.450	19.5	99
22 + 50 + 50	2.20	5.00	5.00						12.2	4.190	18.4	99
22 + 50 + 60	2.20	5.00	6.00						13.2	4.780	21.0	99
22 + 50 + 71	2.15	4.90	6.95						14.0	5.220	22.9	99
22 + 50 + 80	2.03	4.61	7.37						14.0	5.110	22.4	99
22 + 50 + 100	1.79	4.07	8.14						14.0	4.090	18.0	99
22 + 60 + 60	2.17	5.92	5.92						14.0	5.220	22.9	99
22 + 60 + 71	2.01	5.49	6.50						14.0	5.040	22.1	99
22 + 60 + 80	1.90	5.19	6.91						14.0	4.550	20.0	99
22 + 60 + 100	1.69	4.62	7.69						14.0	3.730	16.4	99
22 + 71 + 71	1.88	6.06	6.06						14.0	4.450	19.5	99
22 + 71 + 80	1.78	5.75	6.47						14.0	4.050	17.8	99
22 + 80 + 80	1.69	6.15	6.15						14.0	3.730	16.4	99
25 + 25 + 25	2.50	2.50	2.50						7.5	2.430	10.7	99
25 + 25 + 35	2.50	2.50	3.50						8.5	2.700	11.9	99
25 + 25 + 42	2.50	2.50	4.20						9.2	2.880	12.6	99
25 + 25 + 50	2.50	2.50	5.00						10.0	3.090	13.6	99
25 + 25 + 60	2.50	2.50	6.00						11.0	3.560	15.6	99
25 + 25 + 71	2.50	2.50	7.10						12.1	4.140	18.2	99
25 + 25 + 80	2.50	2.50	8.00						13.0	4.660	20.5	99
25 + 25 + 100	2.33	2.33	9.33						14.0	5.240	23.0	99
25 + 35 + 35	2.50	3.50	3.50						9.5	2.960	13.0	99
25 + 35 + 42	2.50	3.50	4.20						10.2	3.180	14.0	99
25 + 35 + 50	2.50	3.50	5.00						11.0	3.560	15.6	99
25 + 35 + 60	2.50	3.50	6.00						12.0	4.080	17.9	99
25 + 35 + 71	2.50	3.50	7.10						13.1	4.720	20.7	99
25 + 35 + 80	2.50	3.50	8.00						14.0	5.220	22.9	99
25 + 35 + 100	2.19	3.06	8.75						14.0	4.650	20.4	99
25 + 42 + 42	2.50	4.20	4.20						10.9	3.510	15.4	99
25 + 42 + 50	2.50	4.20	5.00						11.7	3.920	17.2	99
25 + 42 + 60	2.50	4.20	6.00						12.7	4.480	19.7	99
25 + 42 + 71	2.50	4.20	7.10						13.8	5.160	22.7	99
25 + 42 + 80	2.38	4.00	7.62						14.0	5.220	22.9	99
25 + 42 + 100	2.10	3.52	8.38						14.0	4.310	18.9	99
25 + 50 + 50	2.50	5.00	5.00						12.5	4.360	19.1	99
25 + 50 + 60	2.50	5.00	6.00						13.5	4.970	21.8	99
25 + 50 + 71	2.40	4.79	6.81						14.0	5.220	22.9	99
25 + 50 + 80	2.26	4.52	7.23						14.0	4.920	21.6	99
25 + 50 + 100	2.00	4.00	8.00						14.0	3.980	17.5	99
25 + 60 + 60	2.41	5.79	5.79						14.0	5.220	22.9	99
25 + 60 + 71	2.24	5.38	6.37						14.0	4.870	21.4	99
25 + 60 + 80	2.12	5.09	6.79						14.0	4.400	19.3	99
25 + 60 + 100	1.89	4.54	7.57						14.0	3.630	15.9	99
25 + 71 + 71	2.10	5.95	5.95						14.0	4.310	18.9	99
25 + 71 + 80	1.99	5.65	6.36						14.0	3.940	17.3	99
25 + 80 + 80	1.89	6.05	6.05						14.0	3.630	15.9	99
35 + 35 + 35	3.50	3.50	3.50						10.5	3.320	14.6	99
35 + 35 + 42	3.50	3.50	4.20						11.2	3.660	16.1	99
35 + 35 + 50	3.50	3.50	5.00						12.0	4.080	17.9	99
35 + 35 + 60	3.50	3.50	6.00						13.0	4.660	20.5	99
35 + 35 + 71	3.48	3.48	7.05						14.0	5.220	22.9	99
35 + 35 + 80	3.27	3.27	7.47						14.0	5.240	23.0	99
35 + 35 + 100	2.88	2.88	8.24						14.0	4.180	18.4	99
35 + 42 + 42	3.50	4.20	4.20						11.9	4.030	17.7	99
35 + 42 + 50	3.50	4.20	5.00						12.7	4.480	19.7	99
35 + 42 + 60	3.50	4.20	6.00						13.7	5.100	22.4	99
35 + 42 + 71	3.31	3.97	6.72						14.0	5.220	22.9	99
35 + 42 + 80	3.12	3.75	7.13						14.0	4.810	21.1	99
35 + 42 + 100	2.77	3.32	7.91						14.0	3.900	17.1	99
35 + 50 + 50	3.50	5.00	5.00						13.5	4.970	21.8	99
35 + 50 + 60	3.38	4.83	5.79						14.0	5.220	22.9	99
35 + 50 + 71	3.14	4.49	6.37						14.0	4.870	21.4	99
35 + 50 + 80	2.97	4.24	6.79						14.0	4.400	19.3	99
35 + 50 + 100	2.65	3.78	7.57						14.0	3.630	15.9	99
35 + 60 + 60	3.16	5.42	5.42						14.0	4.920	21.6	99
35 + 60 + 71	2.95	5.06	5.99						14.0	4.350	19.1	99
35 + 60 + 80	2.80	4.80	6.40						14.0	3.980	17.5	99
35 + 71 + 71	2.77	5.62	5.62						14.0	3.900	17.1	99
42 + 42 + 42	4.20	4.20	4.20						12.6	4.420	19.4	99
42 + 42 + 50	4.20	4.20	5.00						13.4	4.910	21.6	99
42 + 42 + 60	4.08	4.08	5.83						14.0	5.220	22.9	99
42 + 42 + 71	3.79	3.79	6.41						14.0	4.920	21.6	99
42 + 42 + 80	3.59	3.59	6.83						14.0	4.450	19.5	99
42 + 42 + 100	3.20	3.20	7.61						14.0	3.660	16.1	99
42 + 50 + 50	4.14	4.93	4.93						14.0	5.220	22.9	99
42 + 50 + 60	3.87	4.61	5.53						14.0	5.110	22.4	99
42 + 50 + 71	3.61	4.29	6.10						14.0	4.500	19.8	99
42 + 50 + 80	3.42	4.07	6.51						14.0	4.090	18.0	99

MXZ-8B140VA

Note: Electrical data is for outdoor unit only.

Indoor Units Combination	Cooling Capacity (kW)								Total	Outdoor Unit Power Consumption (kW)	Current (A)	Power Factor (%)
	Unit A	Unit B	Unit C	Unit D	Unit E	Unit F	Unit G	Unit H				
42 + 60 + 60	3.63	5.19	5.19						14.0	4.550	20.0	99
42 + 60 + 71	3.40	4.86	5.75						14.0	4.050	17.8	99
42 + 60 + 80	3.23	4.62	6.15						14.0	3.730	16.4	99
42 + 71 + 71	3.20	5.40	5.40						14.0	3.660	16.1	99
50 + 50 + 50	4.67	4.67	4.67						14.0	5.240	23.0	99
50 + 50 + 60	4.38	4.38	5.25						14.0	4.650	20.4	99
50 + 50 + 71	4.09	4.09	5.81						14.0	4.140	18.2	99
50 + 50 + 80	3.89	3.89	6.22						14.0	3.790	16.6	99
50 + 60 + 60	4.12	4.94	4.94						14.0	4.180	18.4	99
50 + 60 + 71	3.87	4.64	5.49						14.0	3.760	16.5	99
60 + 60 + 60	4.67	4.67	4.67						14.0	3.790	16.6	99
22 + 22 + 22 + 22	2.20	2.20	2.20	2.20					8.8	2.780	12.2	99
22 + 22 + 22 + 25	2.20	2.20	2.20	2.50					9.1	2.860	12.6	99
22 + 22 + 22 + 35	2.20	2.20	2.20	3.50					10.1	3.130	13.7	99
22 + 22 + 22 + 42	2.20	2.20	2.20	4.20					10.8	3.460	15.2	99
22 + 22 + 22 + 50	2.20	2.20	2.20	5.00					11.6	3.870	17.0	99
22 + 22 + 22 + 60	2.20	2.20	2.20	6.00					12.6	4.420	19.4	99
22 + 22 + 22 + 71	2.20	2.20	2.20	7.10					13.7	5.100	22.4	99
22 + 22 + 22 + 80	2.11	2.11	2.11	7.67					14.0	5.220	22.9	99
22 + 22 + 22 + 100	1.86	1.86	1.86	8.43					14.0	4.350	19.1	99
22 + 22 + 25 + 25	2.20	2.20	2.50	2.50					9.4	2.940	12.9	99
22 + 22 + 25 + 35	2.20	2.20	2.50	3.50					10.4	3.270	14.4	99
22 + 22 + 25 + 42	2.20	2.20	2.50	4.20					11.1	3.610	15.9	99
22 + 22 + 25 + 50	2.20	2.20	2.50	5.00					11.9	4.030	17.7	99
22 + 22 + 25 + 60	2.20	2.20	2.50	6.00					12.9	4.600	20.2	99
22 + 22 + 25 + 71	2.20	2.20	2.50	7.10					14.0	5.220	22.9	99
22 + 22 + 25 + 80	2.07	2.07	2.35	7.52					14.0	5.220	22.9	99
22 + 22 + 25 + 100	1.82	1.82	2.07	8.28					14.0	4.220	18.5	99
22 + 22 + 35 + 35	2.20	2.20	3.50	3.50					11.4	3.760	16.5	99
22 + 22 + 35 + 42	2.20	2.20	3.50	4.20					12.1	4.140	18.2	99
22 + 22 + 35 + 50	2.20	2.20	3.50	5.00					12.9	4.600	20.2	99
22 + 22 + 35 + 60	2.20	2.20	3.50	6.00					13.9	5.230	23.0	99
22 + 22 + 35 + 71	2.05	2.05	3.27	6.63					14.0	5.240	23.0	99
22 + 22 + 35 + 80	1.94	1.94	3.08	7.04					14.0	4.700	20.6	99
22 + 22 + 35 + 100	1.72	1.72	2.74	7.82					14.0	3.830	16.8	99
22 + 22 + 42 + 42	2.20	2.20	4.20	4.20					12.8	4.540	19.9	99
22 + 22 + 42 + 50	2.20	2.20	4.20	5.00					13.6	5.030	22.1	99
22 + 22 + 42 + 60	2.11	2.11	4.03	5.75					14.0	5.220	22.9	99
22 + 22 + 42 + 71	1.96	1.96	3.75	6.33					14.0	4.810	21.1	99
22 + 22 + 42 + 80	1.86	1.86	3.54	6.75					14.0	4.350	19.1	99
22 + 22 + 50 + 50	2.14	2.14	4.86	4.86					14.0	5.220	22.9	99
22 + 22 + 50 + 60	2.00	2.00	4.55	5.45					14.0	4.980	21.9	99
22 + 22 + 50 + 71	1.87	1.87	4.24	6.02					14.0	4.400	19.3	99
22 + 22 + 50 + 80	1.77	1.77	4.02	6.44					14.0	4.010	17.6	99
22 + 22 + 60 + 60	1.88	1.88	5.12	5.12					14.0	4.450	19.5	99
22 + 22 + 60 + 71	1.76	1.76	4.80	5.68					14.0	3.980	17.5	99
22 + 22 + 60 + 80	1.67	1.67	4.57	6.09					14.0	3.660	16.1	99
22 + 25 + 25 + 25	2.20	2.50	2.50	2.50					9.7	3.010	13.2	99
22 + 25 + 25 + 35	2.20	2.50	2.50	3.50					10.7	3.410	15.0	99
22 + 25 + 25 + 42	2.20	2.50	2.50	4.20					11.4	3.760	16.5	99
22 + 25 + 25 + 50	2.20	2.50	2.50	5.00					12.2	4.190	18.4	99
22 + 25 + 25 + 60	2.20	2.50	2.50	6.00					13.2	4.780	21.0	99
22 + 25 + 25 + 71	2.15	2.45	2.45	6.95					14.0	5.220	22.9	99
22 + 25 + 25 + 80	2.03	2.30	2.30	7.37					14.0	5.110	22.4	99
22 + 25 + 25 + 100	1.79	2.03	2.03	8.14					14.0	4.090	18.0	99
22 + 25 + 35 + 35	2.20	2.50	3.50	3.50					11.7	3.920	17.2	99
22 + 25 + 35 + 42	2.20	2.50	3.50	4.20					12.4	4.300	18.9	99
22 + 25 + 35 + 50	2.20	2.50	3.50	5.00					13.2	4.780	21.0	99
22 + 25 + 35 + 60	2.17	2.46	3.45	5.92					14.0	5.220	22.9	99
22 + 25 + 35 + 71	2.01	2.29	3.20	6.50					14.0	5.040	22.1	99
22 + 25 + 35 + 80	1.90	2.16	3.02	6.91					14.0	4.550	20.0	99
22 + 25 + 35 + 100	1.69	1.92	2.69	7.69					14.0	3.730	16.4	99
22 + 25 + 42 + 42	2.20	2.50	4.20	4.20					13.1	4.720	20.7	99
22 + 25 + 42 + 50	2.20	2.50	4.20	5.00					13.9	5.230	23.0	99
22 + 25 + 42 + 60	2.07	2.35	3.95	5.64					14.0	5.220	22.9	99
22 + 25 + 42 + 71	1.93	2.19	3.68	6.21					14.0	4.650	20.4	99
22 + 25 + 42 + 80	1.82	2.07	3.48	6.63					14.0	4.220	18.5	99
22 + 25 + 50 + 50	2.10	2.38	4.76	4.76					14.0	5.220	22.9	99
22 + 25 + 50 + 60	1.96	2.23	4.46	5.35					14.0	4.810	21.1	99
22 + 25 + 50 + 71	1.83	2.08	4.17	5.92					14.0	4.260	18.7	99
22 + 25 + 50 + 80	1.74	1.98	3.95	6.33					14.0	3.900	17.1	99
22 + 25 + 60 + 60	1.84	2.10	5.03	5.03					14.0	4.310	18.9	99
22 + 25 + 60 + 71	1.73	1.97	4.72	5.58					14.0	3.860	17.0	99
22 + 35 + 35 + 35	2.20	3.50	3.50	3.50					12.7	4.480	19.7	99
22 + 35 + 35 + 42	2.20	3.50	3.50	4.20					13.4	4.910	21.6	99
22 + 35 + 35 + 50	2.17	3.45	3.45	4.93					14.0	5.220	22.9	99
22 + 35 + 35 + 60	2.03	3.22	3.22	5.53					14.0	5.110	22.4	99
22 + 35 + 35 + 71	1.89	3.01	3.01	6.10					14.0	4.500	19.8	99
22 + 35 + 35 + 80	1.79	2.85	2.85	6.51					14.0	4.090	18.0	99
22 + 35 + 42 + 42	2.18	3.48	4.17	4.17					14.0	5.220	22.9	99

MXZ-8B140VA

Note: Electrical data is for outdoor unit only.

Indoor Units Combination	Cooling Capacity (kW)								Total	Outdoor Unit Power Consumption (kW)	Current (A)	Power Factor (%)
	Unit A	Unit B	Unit C	Unit D	Unit E	Unit F	Unit G	Unit H				
22 + 35 + 42 + 50	2.07	3.29	3.95	4.70					14.0	5.220	22.9	99
22 + 35 + 42 + 60	1.94	3.08	3.70	5.28					14.0	4.700	20.6	99
22 + 35 + 42 + 71	1.81	2.88	3.46	5.85					14.0	4.180	18.4	99
22 + 35 + 42 + 80	1.72	2.74	3.28	6.26					14.0	3.830	16.8	99
22 + 35 + 50 + 50	1.96	3.12	4.46	4.46					14.0	4.810	21.1	99
22 + 35 + 50 + 60	1.84	2.93	4.19	5.03					14.0	4.310	18.9	99
22 + 35 + 50 + 71	1.73	2.75	3.93	5.58					14.0	3.860	17.0	99
22 + 35 + 60 + 60	1.74	2.77	4.75	4.75					14.0	3.900	17.1	99
22 + 42 + 42 + 42	2.08	3.97	3.97	3.97					14.0	5.220	22.9	99
22 + 42 + 42 + 50	1.97	3.77	3.77	4.49					14.0	4.870	21.4	99
22 + 42 + 42 + 60	1.86	3.54	3.54	5.06					14.0	4.350	19.1	99
22 + 42 + 42 + 71	1.74	3.32	3.32	5.62					14.0	3.900	17.1	99
22 + 42 + 50 + 50	1.88	3.59	4.27	4.27					14.0	4.450	19.5	99
22 + 42 + 50 + 60	1.77	3.38	4.02	4.83					14.0	4.010	17.6	99
22 + 42 + 50 + 71	1.66	3.18	3.78	5.37					14.0	3.630	15.9	99
22 + 42 + 60 + 60	1.67	3.20	4.57	4.57					14.0	3.660	16.1	99
22 + 50 + 50 + 50	1.79	4.07	4.07	4.07					14.0	4.090	18.0	99
22 + 50 + 50 + 60	1.69	3.85	3.85	4.62					14.0	3.730	16.4	99
25 + 25 + 25 + 25	2.50	2.50	2.50	2.50					10.0	3.090	13.6	99
25 + 25 + 25 + 35	2.50	2.50	2.50	3.50					11.0	3.560	15.6	99
25 + 25 + 25 + 42	2.50	2.50	2.50	4.20					11.7	3.920	17.2	99
25 + 25 + 25 + 50	2.50	2.50	2.50	5.00					12.5	4.360	19.1	99
25 + 25 + 25 + 60	2.50	2.50	2.50	6.00					13.5	4.970	21.8	99
25 + 25 + 25 + 71	2.40	2.40	2.40	6.81					14.0	5.220	22.9	99
25 + 25 + 25 + 80	2.26	2.26	2.26	7.23					14.0	4.920	21.6	99
25 + 25 + 25 + 100	2.00	2.00	2.00	8.00					14.0	3.980	17.5	99
25 + 25 + 35 + 35	2.50	2.50	3.50	3.50					12.0	4.080	17.9	99
25 + 25 + 35 + 42	2.50	2.50	3.50	4.20					12.7	4.480	19.7	99
25 + 25 + 35 + 50	2.50	2.50	3.50	5.00					13.5	4.970	21.8	99
25 + 25 + 35 + 60	2.41	2.41	3.38	5.79					14.0	5.220	22.9	99
25 + 25 + 35 + 71	2.24	2.24	3.14	6.37					14.0	4.870	21.4	99
25 + 25 + 35 + 80	2.12	2.12	2.97	6.79					14.0	4.400	19.3	99
25 + 25 + 35 + 100	1.89	1.89	2.65	7.57					14.0	3.630	15.9	99
25 + 25 + 42 + 42	2.50	2.50	4.20	4.20					13.4	4.910	21.6	99
25 + 25 + 42 + 50	2.46	2.46	4.14	4.93					14.0	5.220	22.9	99
25 + 25 + 42 + 60	2.30	2.30	3.87	5.53					14.0	5.110	22.4	99
25 + 25 + 42 + 71	2.15	2.15	3.61	6.10					14.0	4.500	19.8	99
25 + 25 + 42 + 80	2.03	2.03	3.42	6.51					14.0	4.090	18.0	99
25 + 25 + 50 + 50	2.33	2.33	4.67	4.67					14.0	5.240	23.0	99
25 + 25 + 50 + 60	2.19	2.19	4.38	5.25					14.0	4.650	20.4	99
25 + 25 + 50 + 71	2.05	2.05	4.09	5.81					14.0	4.140	18.2	99
25 + 25 + 50 + 80	1.94	1.94	3.89	6.22					14.0	3.790	16.6	99
25 + 25 + 60 + 60	2.06	2.06	4.94	4.94					14.0	4.180	18.4	99
25 + 25 + 60 + 71	1.93	1.93	4.64	5.49					14.0	3.760	16.5	99
25 + 35 + 35 + 35	2.50	3.50	3.50	3.50					13.0	4.660	20.5	99
25 + 35 + 35 + 42	2.50	3.50	3.50	4.20					13.7	5.100	22.4	99
25 + 35 + 35 + 50	2.41	3.38	3.38	4.83					14.0	5.220	22.9	99
25 + 35 + 35 + 60	2.26	3.16	3.16	5.42					14.0	4.920	21.6	99
25 + 35 + 35 + 71	2.11	2.95	2.95	5.99					14.0	4.350	19.1	99
25 + 35 + 35 + 80	2.00	2.80	2.80	6.40					14.0	3.980	17.5	99
25 + 35 + 42 + 42	2.43	3.40	4.08	4.08					14.0	5.220	22.9	99
25 + 35 + 42 + 50	2.30	3.22	3.87	4.61					14.0	5.110	22.4	99
25 + 35 + 42 + 60	2.16	3.02	3.63	5.19					14.0	4.550	20.0	99
25 + 35 + 42 + 71	2.02	2.83	3.40	5.75					14.0	4.050	17.8	99
25 + 35 + 42 + 80	1.92	2.69	3.23	6.15					14.0	3.730	16.4	99
25 + 35 + 50 + 50	2.19	3.06	4.38	4.38					14.0	4.650	20.4	99
25 + 35 + 50 + 60	2.06	2.88	4.12	4.94					14.0	4.180	18.4	99
25 + 35 + 50 + 71	1.93	2.71	3.87	5.49					14.0	3.760	16.5	99
25 + 35 + 60 + 60	1.94	2.72	4.67	4.67					14.0	3.790	16.6	99
25 + 42 + 42 + 42	2.32	3.89	3.89	3.89					14.0	5.170	22.7	99
25 + 42 + 42 + 50	2.20	3.70	3.70	4.40					14.0	4.700	20.6	99
25 + 42 + 42 + 60	2.07	3.48	3.48	4.97					14.0	4.220	18.5	99
25 + 42 + 42 + 71	1.94	3.27	3.27	5.52					14.0	3.790	16.6	99
25 + 42 + 50 + 50	2.10	3.52	4.19	4.19					14.0	4.310	18.9	99
25 + 42 + 50 + 60	1.98	3.32	3.95	4.75					14.0	3.900	17.1	99
25 + 50 + 50 + 50	2.00	4.00	4.00	4.00					14.0	3.980	17.5	99
25 + 50 + 50 + 60	1.89	3.78	3.78	4.54					14.0	3.630	15.9	99
35 + 35 + 35 + 35	3.50	3.50	3.50	3.50					14.0	5.220	22.9	99
35 + 35 + 35 + 42	3.33	3.33	3.33	4.00					14.0	5.220	22.9	99
35 + 35 + 35 + 50	3.16	3.16	3.16	4.52					14.0	4.920	21.6	99
35 + 35 + 35 + 60	2.97	2.97	2.97	5.09					14.0	4.400	19.3	99
35 + 35 + 35 + 71	2.78	2.78	2.78	5.65					14.0	3.940	17.3	99
35 + 35 + 35 + 80	2.65	2.65	2.65	6.05					14.0	3.630	15.9	99
35 + 35 + 42 + 42	3.18	3.18	3.82	3.82					14.0	4.980	21.9	99
35 + 35 + 42 + 50	3.02	3.02	3.63	4.32					14.0	4.550	20.0	99
35 + 35 + 42 + 60	2.85	2.85	3.42	4.88					14.0	4.090	18.0	99
35 + 35 + 42 + 71	2.68	2.68	3.21	5.43					14.0	3.690	16.2	99
35 + 35 + 50 + 50	2.88	2.88	4.12	4.12					14.0	4.180	18.4	99
35 + 35 + 50 + 60	2.72	2.72	3.89	4.67					14.0	3.790	16.6	99
35 + 42 + 42 + 42	3.04	3.65	3.65	3.65					14.0	4.600	20.2	99

Indoor Units Combination	Cooling Capacity (kW)									Outdoor Unit Power Consumption (kW)	Current (A)	Power Factor (%)
	Unit A	Unit B	Unit C	Unit D	Unit E	Unit F	Unit G	Unit H	Total			
35 + 42 + 42 + 50	2.90	3.48	3.48	4.14					14.0	4.220	18.5	99
35 + 42 + 42 + 60	2.74	3.28	3.28	4.69					14.0	3.830	16.8	99
35 + 42 + 50 + 50	2.77	3.32	3.95	3.95					14.0	3.900	17.1	99
35 + 50 + 50 + 50	2.65	3.78	3.78	3.78					14.0	3.630	15.9	99
42 + 42 + 42 + 42	3.50	3.50	3.50	3.50					14.0	4.260	18.7	99
42 + 42 + 42 + 50	3.34	3.34	3.34	3.98					14.0	3.940	17.3	99
42 + 42 + 50 + 50	3.20	3.20	3.80	3.80					14.0	3.660	16.1	99
22 + 22 + 22 + 22 + 22	2.20	2.20	2.20	2.20	2.20				11.0	3.560	15.6	99
22 + 22 + 22 + 22 + 25	2.20	2.20	2.20	2.20	2.50				11.3	3.710	16.3	99
22 + 22 + 22 + 22 + 35	2.20	2.20	2.20	2.20	3.50				12.3	4.250	18.7	99
22 + 22 + 22 + 22 + 42	2.20	2.20	2.20	2.20	4.20				13.0	4.660	20.5	99
22 + 22 + 22 + 22 + 50	2.20	2.20	2.20	2.20	5.00				13.8	5.160	22.7	99
22 + 22 + 22 + 22 + 60	2.08	2.08	2.08	2.08	5.68				14.0	5.220	22.9	99
22 + 22 + 22 + 22 + 71	1.94	1.94	1.94	1.94	6.25				14.0	4.700	20.6	99
22 + 22 + 22 + 22 + 80	1.83	1.83	1.83	1.83	6.67				14.0	4.260	18.7	99
22 + 22 + 22 + 25 + 25	2.20	2.20	2.20	2.50	2.50				11.6	3.870	17.0	99
22 + 22 + 22 + 25 + 35	2.20	2.20	2.20	2.50	3.50				12.6	4.420	19.4	99
22 + 22 + 22 + 25 + 42	2.20	2.20	2.20	2.50	4.20				13.3	4.840	21.3	99
22 + 22 + 22 + 25 + 50	2.18	2.18	2.18	2.48	4.96				14.0	5.220	22.9	99
22 + 22 + 22 + 25 + 60	2.04	2.04	2.04	2.32	5.56				14.0	5.170	22.7	99
22 + 22 + 22 + 25 + 71	1.90	1.90	1.90	2.16	6.14				14.0	4.550	20.0	99
22 + 22 + 22 + 25 + 80	1.80	1.80	1.80	2.05	6.55				14.0	4.140	18.2	99
22 + 22 + 22 + 35 + 35	2.20	2.20	2.20	3.50	3.50				13.6	5.030	22.1	99
22 + 22 + 22 + 35 + 42	2.15	2.15	2.15	3.43	4.11				14.0	5.220	22.9	99
22 + 22 + 22 + 35 + 50	2.04	2.04	2.04	3.25	4.64				14.0	5.170	22.7	99
22 + 22 + 22 + 35 + 60	1.91	1.91	1.91	3.04	5.22				14.0	4.600	20.2	99
22 + 22 + 22 + 35 + 71	1.79	1.79	1.79	2.85	5.78				14.0	4.090	18.0	99
22 + 22 + 22 + 35 + 80	1.70	1.70	1.70	2.71	6.19				14.0	3.760	16.5	99
22 + 22 + 22 + 42 + 42	2.05	2.05	2.05	3.92	3.92				14.0	5.240	23.0	99
22 + 22 + 22 + 42 + 50	1.95	1.95	1.95	3.72	4.43				14.0	4.750	20.9	99
22 + 22 + 22 + 42 + 60	1.83	1.83	1.83	3.50	5.00				14.0	4.260	18.7	99
22 + 22 + 22 + 42 + 71	1.72	1.72	1.72	3.28	5.55				14.0	3.830	16.8	99
22 + 22 + 22 + 50 + 50	1.86	1.86	1.86	4.22	4.22				14.0	4.350	19.1	99
22 + 22 + 22 + 50 + 60	1.75	1.75	1.75	3.98	4.77				14.0	3.940	17.3	99
22 + 22 + 25 + 25 + 25	2.20	2.20	2.50	2.50	2.50				11.9	4.030	17.7	99
22 + 22 + 25 + 25 + 35	2.20	2.20	2.50	2.50	3.50				12.9	4.600	20.2	99
22 + 22 + 25 + 25 + 42	2.20	2.20	2.50	2.50	4.20				13.6	5.030	22.1	99
22 + 22 + 25 + 25 + 50	2.14	2.14	2.43	2.43	4.86				14.0	5.220	22.9	99
22 + 22 + 25 + 25 + 60	2.00	2.00	2.27	2.27	5.45				14.0	4.980	21.9	99
22 + 22 + 25 + 25 + 71	1.87	1.87	2.12	2.12	6.02				14.0	4.400	19.3	99
22 + 22 + 25 + 25 + 80	1.77	1.77	2.01	2.01	6.44				14.0	4.010	17.6	99
22 + 22 + 25 + 35 + 35	2.20	2.20	2.50	3.50	3.50				13.9	5.230	23.0	99
22 + 22 + 25 + 35 + 42	2.11	2.11	2.40	3.36	4.03				14.0	5.220	22.9	99
22 + 22 + 25 + 35 + 50	2.00	2.00	2.27	3.18	4.55				14.0	4.980	21.9	99
22 + 22 + 25 + 35 + 60	1.88	1.88	2.13	2.99	5.12				14.0	4.450	19.5	99
22 + 22 + 25 + 35 + 71	1.76	1.76	2.00	2.80	5.68				14.0	3.980	17.5	99
22 + 22 + 25 + 35 + 80	1.67	1.67	1.90	2.66	6.09				14.0	3.660	16.1	99
22 + 22 + 25 + 42 + 42	2.01	2.01	2.29	3.84	3.84				14.0	5.040	22.1	99
22 + 22 + 25 + 42 + 50	1.91	1.91	2.17	3.65	4.35				14.0	4.600	20.2	99
22 + 22 + 25 + 42 + 60	1.80	1.80	2.05	3.44	4.91				14.0	4.140	18.2	99
22 + 22 + 25 + 42 + 71	1.69	1.69	1.92	3.23	5.46				14.0	3.730	16.4	99
22 + 22 + 25 + 50 + 50	1.82	1.82	2.07	4.14	4.14				14.0	4.220	18.5	99
22 + 22 + 25 + 50 + 60	1.72	1.72	1.96	3.91	4.69				14.0	3.830	16.8	99
22 + 22 + 35 + 35 + 35	2.07	2.07	3.29	3.29	3.29				14.0	5.220	22.9	99
22 + 22 + 35 + 35 + 42	1.97	1.97	3.14	3.14	3.77				14.0	4.870	21.4	99
22 + 22 + 35 + 35 + 50	1.88	1.88	2.99	2.99	4.27				14.0	4.450	19.5	99
22 + 22 + 35 + 35 + 60	1.77	1.77	2.82	2.82	4.83				14.0	4.010	17.6	99
22 + 22 + 35 + 35 + 71	1.66	1.66	2.65	2.65	5.37				14.0	3.630	15.9	99
22 + 22 + 35 + 42 + 42	1.89	1.89	3.01	3.61	3.61				14.0	4.500	19.8	99
22 + 22 + 35 + 42 + 50	1.80	1.80	2.87	3.44	4.09				14.0	4.140	18.2	99
22 + 22 + 35 + 42 + 60	1.70	1.70	2.71	3.25	4.64				14.0	3.760	16.5	99
22 + 22 + 35 + 50 + 50	1.72	1.72	2.74	3.91	3.91				14.0	3.830	16.8	99
22 + 22 + 42 + 42 + 42	1.81	1.81	3.46	3.46	3.46				14.0	4.180	18.4	99
22 + 22 + 42 + 42 + 50	1.73	1.73	3.30	3.30	3.93				14.0	3.860	17.0	99
22 + 25 + 25 + 25 + 25	2.20	2.50	2.50	2.50	2.50				12.2	4.190	18.4	99
22 + 25 + 25 + 25 + 35	2.20	2.50	2.50	2.50	3.50				13.2	4.780	21.0	99
22 + 25 + 25 + 25 + 42	2.20	2.50	2.50	2.50	4.20				13.9	5.230	23.0	99
22 + 25 + 25 + 25 + 50	2.10	2.38	2.38	2.38	4.76				14.0	5.220	22.9	99
22 + 25 + 25 + 25 + 60	1.96	2.23	2.23	2.23	5.35				14.0	4.810	21.1	99
22 + 25 + 25 + 25 + 71	1.83	2.08	2.08	2.08	5.92				14.0	4.260	18.7	99
22 + 25 + 25 + 25 + 80	1.74	1.98	1.98	1.98	6.33				14.0	3.900	17.1	99
22 + 25 + 25 + 35 + 35	2.17	2.46	2.46	3.45	3.45				14.0	5.220	22.9	99
22 + 25 + 25 + 35 + 42	2.07	2.35	2.35	3.29	3.95				14.0	5.220	22.9	99
22 + 25 + 25 + 35 + 50	1.96	2.23	2.23	3.12	4.46				14.0	4.810	21.1	99
22 + 25 + 25 + 35 + 60	1.84	2.10	2.10	2.93	5.03				14.0	4.310	18.9	99
22 + 25 + 25 + 35 + 71	1.73	1.97	1.97	2.75	5.58				14.0	3.860	17.0	99
22 + 25 + 25 + 42 + 42	1.97	2.24	2.24	3.77	3.77				14.0	4.870	21.4	99
22 + 25 + 25 + 42 + 50	1.88	2.13	2.13	3.59	4.27				14.0	4.450	19.5	99
22 + 25 + 25 + 42 + 60	1.77	2.01	2.01	3.38	4.83				14.0	4.010	17.6	99
22 + 25 + 25 + 42 + 71	1.66	1.89	1.89	3.18	5.37				14.0	3.630	15.9	99

MXZ-8B140VA

Note: Electrical data is for outdoor unit only.

Indoor Units Combination	Cooling Capacity (kW)									Outdoor Unit Power Consumption (kW)	Current (A)	Power Factor (%)	
	Unit A	Unit B	Unit C	Unit D	Unit E	Unit F	Unit G	Unit H	Total				
22 + 25 + 25 + 50 + 50	1.79	2.03	2.03	4.07	4.07					14.0	4.090	18.0	99
22 + 25 + 25 + 50 + 60	1.69	1.92	1.92	3.85	4.62					14.0	3.730	16.4	99
22 + 25 + 35 + 35 + 35	2.03	2.30	3.22	3.22	3.22					14.0	5.110	22.4	99
22 + 25 + 35 + 35 + 42	1.94	2.20	3.08	3.08	3.70					14.0	4.700	20.6	99
22 + 25 + 35 + 35 + 50	1.84	2.10	2.93	2.93	4.19					14.0	4.310	18.9	99
22 + 25 + 35 + 35 + 60	1.74	1.98	2.77	2.77	4.75					14.0	3.900	17.1	99
22 + 25 + 42 + 42 + 42	1.86	2.11	2.95	3.54	3.54					14.0	4.350	19.1	99
22 + 25 + 35 + 42 + 50	1.77	2.01	2.82	3.38	4.02					14.0	4.010	17.6	99
22 + 25 + 35 + 42 + 60	1.67	1.90	2.66	3.20	4.57					14.0	3.660	16.1	99
22 + 25 + 35 + 50 + 50	1.69	1.92	2.69	3.85	3.85					14.0	3.730	16.4	99
22 + 25 + 42 + 42 + 42	1.78	2.02	3.40	3.40	3.40					14.0	4.050	17.8	99
22 + 25 + 42 + 42 + 50	1.70	1.93	3.25	3.25	3.87					14.0	3.760	16.5	99
22 + 35 + 35 + 35 + 35	1.90	3.02	3.02	3.02	3.02					14.0	4.550	20.0	99
22 + 35 + 35 + 35 + 42	1.82	2.90	2.90	2.90	3.48					14.0	4.220	18.5	99
22 + 35 + 35 + 35 + 50	1.74	2.77	2.77	2.77	3.95					14.0	3.900	17.1	99
22 + 35 + 35 + 42 + 42	1.75	2.78	2.78	3.34	3.34					14.0	3.940	17.3	99
22 + 35 + 35 + 42 + 50	1.67	2.66	2.66	3.20	3.80					14.0	3.660	16.1	99
22 + 35 + 42 + 42 + 42	1.68	2.68	3.21	3.21	3.21					14.0	3.690	16.2	99
25 + 25 + 25 + 25 + 25	2.50	2.50	2.50	2.50	2.50					12.5	4.360	19.1	99
25 + 25 + 25 + 25 + 35	2.50	2.50	2.50	2.50	3.50					13.5	4.970	21.8	99
25 + 25 + 25 + 25 + 42	2.46	2.46	2.46	2.46	4.14					14.0	5.220	22.9	99
25 + 25 + 25 + 25 + 50	2.33	2.33	2.33	2.33	4.67					14.0	5.240	23.0	99
25 + 25 + 25 + 25 + 60	2.19	2.19	2.19	2.19	5.25					14.0	4.650	20.4	99
25 + 25 + 25 + 25 + 71	2.05	2.05	2.05	2.05	5.81					14.0	4.140	18.2	99
25 + 25 + 25 + 25 + 80	1.94	1.94	1.94	1.94	6.22					14.0	3.790	16.6	99
25 + 25 + 25 + 35 + 35	2.41	2.41	2.41	3.38	3.38					14.0	5.220	22.9	99
25 + 25 + 25 + 35 + 42	2.30	2.30	2.30	3.22	3.87					14.0	5.110	22.4	99
25 + 25 + 25 + 35 + 50	2.19	2.19	2.19	3.06	4.38					14.0	4.650	20.4	99
25 + 25 + 25 + 35 + 60	2.06	2.06	2.06	2.88	4.94					14.0	4.180	18.4	99
25 + 25 + 25 + 35 + 71	1.93	1.93	1.93	2.71	5.49					14.0	3.760	16.5	99
25 + 25 + 25 + 42 + 42	2.20	2.20	2.20	3.70	3.70					14.0	4.700	20.6	99
25 + 25 + 25 + 42 + 50	2.10	2.10	2.10	3.52	4.19					14.0	4.310	18.9	99
25 + 25 + 25 + 42 + 60	1.98	1.98	1.98	3.32	4.75					14.0	3.900	17.1	99
25 + 25 + 25 + 50 + 50	2.00	2.00	2.00	4.00	4.00					14.0	3.980	17.5	99
25 + 25 + 25 + 50 + 60	1.89	1.89	1.89	3.78	4.54					14.0	3.630	15.9	99
25 + 25 + 35 + 35 + 35	2.26	2.26	3.16	3.16	3.16					14.0	4.920	21.6	99
25 + 25 + 35 + 35 + 42	2.16	2.16	3.02	3.02	3.63					14.0	4.550	20.0	99
25 + 25 + 35 + 35 + 50	2.06	2.06	2.88	2.88	4.12					14.0	4.180	18.4	99
25 + 25 + 35 + 35 + 60	1.94	1.94	2.72	2.72	4.67					14.0	3.790	16.6	99
25 + 25 + 35 + 42 + 42	2.07	2.07	2.90	3.48	3.48					14.0	4.220	18.5	99
25 + 25 + 35 + 42 + 50	1.98	1.98	2.77	3.32	3.95					14.0	3.900	17.1	99
25 + 25 + 35 + 50 + 50	1.89	1.89	2.65	3.78	3.78					14.0	3.630	15.9	99
25 + 25 + 42 + 42 + 42	1.99	1.99	3.34	3.34	3.34					14.0	3.940	17.3	99
25 + 25 + 42 + 42 + 50	1.90	1.90	3.20	3.20	3.80					14.0	3.660	16.1	99
25 + 35 + 35 + 35 + 35	2.12	2.97	2.97	2.97	2.97					14.0	4.400	19.3	99
25 + 35 + 35 + 35 + 42	2.03	2.85	2.85	2.85	3.42					14.0	4.090	18.0	99
25 + 35 + 35 + 35 + 50	1.94	2.72	2.72	2.72	3.89					14.0	3.790	16.6	99
25 + 35 + 35 + 42 + 42	1.96	2.74	2.74	3.28	3.28					14.0	3.830	16.8	99
35 + 35 + 35 + 35 + 35	2.80	2.80	2.80	2.80	2.80					14.0	3.980	17.5	99
35 + 35 + 35 + 35 + 42	2.69	2.69	2.69	2.69	3.23					14.0	3.730	16.4	99
22 + 22 + 22 + 22 + 22 + 22	2.20	2.20	2.20	2.20	2.20	2.20				13.2	4.780	21.0	99
22 + 22 + 22 + 22 + 22 + 25	2.20	2.20	2.20	2.20	2.20	2.50				13.5	4.970	21.8	99
22 + 22 + 22 + 22 + 22 + 35	2.12	2.12	2.12	2.12	2.12	3.38				14.0	5.220	22.9	99
22 + 22 + 22 + 22 + 22 + 42	2.03	2.03	2.03	2.03	2.03	3.87				14.0	5.110	22.4	99
22 + 22 + 22 + 22 + 22 + 50	1.93	1.93	1.93	1.93	1.93	4.38				14.0	4.650	20.4	99
22 + 22 + 22 + 22 + 22 + 60	1.81	1.81	1.81	1.81	1.81	4.94				14.0	4.180	18.4	99
22 + 22 + 22 + 22 + 22 + 71	1.70	1.70	1.70	1.70	1.70	5.49				14.0	3.760	16.5	99
22 + 22 + 22 + 22 + 25 + 25	2.20	2.20	2.20	2.20	2.50	2.50				13.8	5.160	22.7	99
22 + 22 + 22 + 22 + 25 + 35	2.08	2.08	2.08	2.08	2.36	3.31				14.0	5.220	22.9	99
22 + 22 + 22 + 22 + 25 + 42	1.99	1.99	1.99	1.99	2.26	3.79				14.0	4.920	21.6	99
22 + 22 + 22 + 22 + 25 + 50	1.89	1.89	1.89	1.89	2.15	4.29				14.0	4.500	19.8	99
22 + 22 + 22 + 22 + 25 + 60	1.78	1.78	1.78	1.78	2.02	4.86				14.0	4.050	17.8	99
22 + 22 + 22 + 22 + 25 + 71	1.67	1.67	1.67	1.67	1.90	5.40				14.0	3.660	16.1	99
22 + 22 + 22 + 22 + 35 + 35	1.95	1.95	1.95	1.95	3.10	3.10				14.0	4.750	20.9	99
22 + 22 + 22 + 22 + 35 + 42	1.87	1.87	1.87	1.87	2.97	3.56				14.0	4.400	19.3	99
22 + 22 + 22 + 22 + 35 + 50	1.78	1.78	1.78	1.78	2.83	4.05				14.0	4.050	17.8	99
22 + 22 + 22 + 22 + 35 + 60	1.68	1.68	1.68	1.68	2.68	4.59				14.0	3.690	16.2	99
22 + 22 + 22 + 22 + 42 + 42	1.79	1.79	1.79	1.79	3.42	3.42				14.0	4.090	18.0	99
22 + 22 + 22 + 22 + 42 + 50	1.71	1.71	1.71	1.71	3.27	3.89				14.0	3.790	16.6	99
22 + 22 + 22 + 25 + 25 + 25	2.18	2.18	2.18	2.48	2.48	2.48				14.0	5.220	22.9	99
22 + 22 + 22 + 25 + 25 + 35	2.04	2.04	2.04	2.32	2.32	3.25				14.0	5.170	22.7	99
22 + 22 + 22 + 25 + 25 + 42	1.95	1.95	1.95	2.22	2.22	3.72				14.0	4.750	20.9	99
22 + 22 + 22 + 25 + 25 + 50	1.86	1.86	1.86	2.11	2.11	4.22				14.0	4.350	19.1	99
22 + 22 + 22 + 25 + 25 + 60	1.75	1.75	1.75	1.99	1.99	4.77				14.0	3.940	17.3	99
22 + 22 + 22 + 25 + 35 + 35	1.91	1.91	1.91	2.17	3.04	3.04				14.0	4.600	20.2	99
22 + 22 + 22 + 25 + 35 + 42	1.83	1.83	1.83	2.08	2.92	3.50				14.0	4.260	18.7	99
22 + 22 + 22 + 25 + 35 + 50	1.75	1.75	1.75	1.99	2.78	3.98				14.0	3.940	17.3	99
22 + 22 + 22 + 25 + 42 + 42	1.76	1.76	1.76	2.00	3.36	3.36				14.0	3.980	17.5	99
22 + 22 + 22 + 25 + 42 + 50	1.68	1.68	1.68	1.91	3.21	3.83				14.0	3.690	16.2	99
22 + 22 + 22 + 35 + 35 + 35	1.80	1.80	1.80	2.87	2.87	2.87				14.0	4.140	18.2	99

MXZ-8B140VA

Note: Electrical data is for outdoor unit only.

Indoor Units Combination	Cooling Capacity (kW)									Outdoor Unit Power Consumption (kW)	Current (A)	Power Factor (%)
	Unit A	Unit B	Unit C	Unit D	Unit E	Unit F	Unit G	Unit H	Total			
22 + 22 + 22 + 35 + 35 + 42	1.73	1.73	1.73	2.75	2.75	3.30			14.0	3.860	17.0	99
22 + 22 + 22 + 35 + 42 + 42	1.66	1.66	1.66	2.65	3.18	3.18			14.0	3.630	15.9	99
22 + 22 + 25 + 25 + 25 + 25	2.14	2.14	2.43	2.43	2.43	2.43			14.0	5.220	22.9	99
22 + 22 + 25 + 25 + 25 + 35	2.00	2.00	2.27	2.27	2.27	3.18			14.0	4.980	21.9	99
22 + 22 + 25 + 25 + 25 + 42	1.91	1.91	2.17	2.17	2.17	3.65			14.0	4.600	20.2	99
22 + 22 + 25 + 25 + 25 + 50	1.82	1.82	2.07	2.07	2.07	4.14			14.0	4.220	18.5	99
22 + 22 + 25 + 25 + 25 + 60	1.72	1.72	1.96	1.96	1.96	4.69			14.0	3.830	16.8	99
22 + 22 + 25 + 25 + 35 + 35	1.88	1.88	2.13	2.13	2.99	2.99			14.0	4.450	19.5	99
22 + 22 + 25 + 25 + 35 + 42	1.80	1.80	2.05	2.05	2.87	3.44			14.0	4.140	18.2	99
22 + 22 + 25 + 25 + 35 + 50	1.72	1.72	1.96	1.96	2.74	3.91			14.0	3.830	16.8	99
22 + 22 + 25 + 25 + 42 + 42	1.73	1.73	1.97	1.97	3.30	3.30			14.0	3.860	17.0	99
22 + 22 + 25 + 35 + 35 + 35	1.77	1.77	2.01	2.82	2.82	2.82			14.0	4.010	17.6	99
22 + 22 + 25 + 35 + 35 + 42	1.70	1.70	1.93	2.71	2.71	3.25			14.0	3.760	16.5	99
22 + 22 + 35 + 35 + 35 + 35	1.67	1.67	2.66	2.66	2.66	2.66			14.0	3.660	16.1	99
22 + 25 + 25 + 25 + 25 + 25	2.10	2.38	2.38	2.38	2.38	2.38			14.0	5.220	22.9	99
22 + 25 + 25 + 25 + 25 + 35	1.96	2.23	2.23	2.23	2.23	3.12			14.0	4.810	21.1	99
22 + 25 + 25 + 25 + 25 + 42	1.88	2.13	2.13	2.13	2.13	3.59			14.0	4.450	19.5	99
22 + 25 + 25 + 25 + 25 + 50	1.79	2.03	2.03	2.03	2.03	4.07			14.0	4.090	18.0	99
22 + 25 + 25 + 25 + 25 + 60	1.69	1.92	1.92	1.92	1.92	4.62			14.0	3.730	16.4	99
22 + 25 + 25 + 25 + 35 + 35	1.84	2.10	2.10	2.10	2.93	2.93			14.0	4.310	18.9	99
22 + 25 + 25 + 25 + 35 + 42	1.77	2.01	2.01	2.01	2.82	3.38			14.0	4.010	17.6	99
22 + 25 + 25 + 25 + 35 + 50	1.69	1.92	1.92	1.92	2.69	3.85			14.0	3.730	16.4	99
22 + 25 + 25 + 25 + 42 + 42	1.70	1.93	1.93	1.93	3.25	3.25			14.0	3.760	16.5	99
22 + 25 + 25 + 35 + 35 + 35	1.74	1.98	1.98	2.77	2.77	2.77			14.0	3.900	17.1	99
22 + 25 + 25 + 35 + 35 + 42	1.67	1.90	1.90	2.66	2.66	3.20			14.0	3.660	16.1	99
25 + 25 + 25 + 25 + 25 + 25	2.33	2.33	2.33	2.33	2.33	2.33			14.0	5.240	23.0	99
25 + 25 + 25 + 25 + 25 + 35	2.19	2.19	2.19	2.19	2.19	3.06			14.0	4.650	20.4	99
25 + 25 + 25 + 25 + 25 + 42	2.10	2.10	2.10	2.10	2.10	3.52			14.0	4.310	18.9	99
25 + 25 + 25 + 25 + 25 + 50	2.00	2.00	2.00	2.00	2.00	4.00			14.0	3.980	17.5	99
25 + 25 + 25 + 25 + 25 + 60	1.89	1.89	1.89	1.89	1.89	4.54			14.0	3.630	15.9	99
25 + 25 + 25 + 25 + 35 + 35	2.06	2.06	2.06	2.06	2.88	2.88			14.0	4.180	18.4	99
25 + 25 + 25 + 25 + 35 + 42	1.98	1.98	1.98	1.98	2.77	3.32			14.0	3.900	17.1	99
25 + 25 + 25 + 25 + 35 + 50	1.89	1.89	1.89	1.89	2.65	3.78			14.0	3.630	15.9	99
25 + 25 + 25 + 25 + 42 + 42	1.90	1.90	1.90	1.90	3.20	3.20			14.0	3.660	16.1	99
25 + 25 + 25 + 35 + 35 + 35	1.94	1.94	1.94	2.72	2.72	2.72			14.0	3.790	16.6	99
22 + 22 + 22 + 22 + 22 + 22 + 22	2.00	2.00	2.00	2.00	2.00	2.00	2.00		14.0	4.980	21.9	99
22 + 22 + 22 + 22 + 22 + 22 + 25	1.96	1.96	1.96	1.96	1.96	1.96	2.23		14.0	4.810	21.1	99
22 + 22 + 22 + 22 + 22 + 22 + 35	1.84	1.84	1.84	1.84	1.84	1.84	2.93		14.0	4.310	18.9	99
22 + 22 + 22 + 22 + 22 + 22 + 42	1.77	1.77	1.77	1.77	1.77	1.77	3.38		14.0	4.010	17.6	99
22 + 22 + 22 + 22 + 22 + 22 + 50	1.69	1.69	1.69	1.69	1.69	1.69	3.85		14.0	3.730	16.4	99
22 + 22 + 22 + 22 + 22 + 25 + 25	1.93	1.93	1.93	1.93	1.93	2.19	2.19		14.0	4.650	20.4	99
22 + 22 + 22 + 22 + 22 + 25 + 35	1.81	1.81	1.81	1.81	1.81	2.06	2.88		14.0	4.180	18.4	99
22 + 22 + 22 + 22 + 22 + 25 + 42	1.74	1.74	1.74	1.74	1.74	1.98	3.32		14.0	3.900	17.1	99
22 + 22 + 22 + 22 + 22 + 25 + 50	1.66	1.66	1.66	1.66	1.66	1.89	3.78		14.0	3.630	15.9	99
22 + 22 + 22 + 22 + 22 + 35 + 35	1.71	1.71	1.71	1.71	1.71	2.72	2.72		14.0	3.790	16.6	99
22 + 22 + 22 + 22 + 25 + 25 + 25	1.89	1.89	1.89	1.89	2.15	2.15	2.15		14.0	4.500	19.8	99
22 + 22 + 22 + 22 + 25 + 25 + 35	1.78	1.78	1.78	1.78	2.02	2.02	2.83		14.0	4.050	17.8	99
22 + 22 + 22 + 22 + 25 + 25 + 42	1.71	1.71	1.71	1.71	1.94	1.94	3.27		14.0	3.790	16.6	99
22 + 22 + 22 + 22 + 25 + 35 + 35	1.68	1.68	1.68	1.68	1.91	2.68	2.68		14.0	3.690	16.2	99
22 + 22 + 22 + 25 + 25 + 25 + 25	1.86	1.86	1.86	2.11	2.11	2.11	2.11		14.0	4.350	19.1	99
22 + 22 + 22 + 25 + 25 + 25 + 35	1.75	1.75	1.75	1.99	1.99	1.99	2.78		14.0	3.940	17.3	99
22 + 22 + 22 + 25 + 25 + 25 + 42	1.68	1.68	1.68	1.91	1.91	1.91	3.21		14.0	3.690	16.2	99
22 + 22 + 25 + 25 + 25 + 25 + 25	1.82	1.82	2.07	2.07	2.07	2.07	2.07		14.0	4.220	18.5	99
22 + 22 + 25 + 25 + 25 + 25 + 35	1.72	1.72	1.96	1.96	1.96	1.96	2.74		14.0	3.830	16.8	99
22 + 25 + 25 + 25 + 25 + 25 + 25	1.79	2.03	2.03	2.03	2.03	2.03	2.03		14.0	4.090	18.0	99
22 + 25 + 25 + 25 + 25 + 25 + 35	1.69	1.92	1.92	1.92	1.92	1.92	2.69		14.0	3.730	16.4	99
25 + 25 + 25 + 25 + 25 + 25 + 25	2.00	2.00	2.00	2.00	2.00	2.00	2.00		14.0	3.980	17.5	99
25 + 25 + 25 + 25 + 25 + 25 + 35	1.89	1.89	1.89	1.89	1.89	1.89	2.65		14.0	3.630	15.9	99
22 + 22 + 22 + 22 + 22 + 22 + 22 + 22	1.75	1.75	1.75	1.75	1.75	1.75	1.75	1.75	14.0	3.940	17.3	99
22 + 22 + 22 + 22 + 22 + 22 + 22 + 25	1.72	1.72	1.72	1.72	1.72	1.72	1.72	1.96	14.0	3.830	16.8	99
22 + 22 + 22 + 22 + 22 + 22 + 25 + 25	1.69	1.69	1.69	1.69	1.69	1.69	1.92	1.92	14.0	3.730	16.4	99
22 + 22 + 22 + 22 + 22 + 25 + 25 + 25	1.66	1.66	1.66	1.66	1.66	1.89	1.89	1.89	14.0	3.630	15.9	99

MXZ-8B140VA

Note: Electrical data is for outdoor unit only.

Indoor Units Combination	Heating Capacity (kW)									Outdoor Unit Power Consumption (kW)	Current (A)	Power Factor (%)
	Unit A	Unit B	Unit C	Unit D	Unit E	Unit F	Unit G	Unit H	Total			
22	3.30								3.3	1.130	5.0	99
25	3.60								3.6	1.240	5.4	99
35	4.00								4.0	1.370	6.0	99
42	5.50								5.5	1.890	8.3	99
50	7.20								7.2	2.470	10.8	99
60	7.90								7.9	2.740	12.0	99
71	8.60								8.6	3.020	13.3	99
80	9.00								9.0	3.190	14.0	99
100	11.20								11.2	4.050	17.8	99
22 + 22	2.50	2.50							5.0	1.720	7.6	99
22 + 25	2.53	2.87							5.4	1.860	8.2	99
22 + 35	2.51	3.99							6.5	2.250	9.9	99
22 + 42	2.51	4.79							7.3	2.540	11.2	99
22 + 50	2.51	5.69							8.2	2.880	12.6	99
22 + 60	2.52	6.88							9.4	3.340	14.7	99
22 + 71	2.51	8.09							10.6	3.810	16.7	99
22 + 80	2.52	9.18							11.7	4.220	18.5	99
22 + 100	2.51	11.39							13.9	4.910	21.6	99
25 + 25	2.85	2.85							5.7	1.960	8.6	99
25 + 35	2.88	4.03							6.9	2.400	10.5	99
25 + 42	2.87	4.83							7.7	2.690	11.8	99
25 + 50	2.87	5.73							8.6	3.030	13.3	99
25 + 60	2.85	6.85							9.7	3.450	15.2	99
25 + 71	2.86	8.14							11.0	3.960	17.4	99
25 + 80	2.86	9.14							12.0	4.320	19.0	99
25 + 100	2.86	11.44							14.3	5.040	22.1	99
35 + 35	4.00	4.00							8.0	2.810	12.3	99
35 + 42	4.00	4.80							8.8	3.110	13.7	99
35 + 50	3.99	5.71							9.7	3.450	15.2	99
35 + 60	4.02	6.88							10.9	3.920	17.2	99
35 + 71	4.00	8.10							12.1	4.350	19.1	99
35 + 80	3.99	9.11							13.1	4.660	20.5	99
35 + 100	3.99	11.41							15.4	5.380	23.6	99
42 + 42	4.80	4.80							9.6	3.420	15.0	99
42 + 50	4.79	5.71							10.5	3.770	16.6	99
42 + 60	4.82	6.88							11.7	4.220	18.5	99
42 + 71	4.79	8.11							12.9	4.600	20.2	99
42 + 80	4.79	9.11							13.9	4.910	21.6	99
42 + 100	4.73	11.27							16.0	5.430	23.8	99
50 + 50	5.70	5.70							11.4	4.120	18.1	99
50 + 60	5.73	6.87							12.6	4.510	19.8	99
50 + 71	5.70	8.10							13.8	4.880	21.4	99
50 + 80	5.73	9.17							14.9	5.230	23.0	99
50 + 100	5.33	10.67							16.0	5.020	22.0	99
60 + 60	6.85	6.85							13.7	4.850	21.3	99
60 + 71	6.87	8.13							15.0	5.260	23.1	99
60 + 80	6.86	9.14							16.0	5.540	24.3	99
60 + 100	6.00	10.00							16.0	4.580	20.1	99
71 + 71	8.00	8.00							16.0	5.430	23.8	99
71 + 80	7.52	8.48							16.0	4.970	21.8	99
71 + 100	6.64	9.36							16.0	4.180	18.4	99
80 + 80	8.00	8.00							16.0	4.580	20.1	99
80 + 100	7.11	8.89							16.0	3.900	17.1	99
22 + 22 + 22	2.50	2.50	2.50						7.5	2.620	11.5	99
22 + 22 + 25	2.52	2.52	2.86						7.9	2.770	12.2	99
22 + 22 + 35	2.51	2.51	3.99						9.0	3.190	14.0	99
22 + 22 + 42	2.51	2.51	4.79						9.8	3.490	15.3	99
22 + 22 + 50	2.50	2.50	5.69						10.7	3.850	16.9	99
22 + 22 + 60	2.52	2.52	6.87						11.9	4.280	18.8	99
22 + 22 + 71	2.51	2.51	8.09						13.1	4.660	20.5	99
22 + 22 + 80	2.52	2.52	9.16						14.2	5.010	22.0	99
22 + 22 + 100	2.44	2.44	11.11						16.0	5.320	23.4	99
22 + 25 + 25	2.51	2.85	2.85						8.2	2.880	12.6	99
22 + 25 + 35	2.52	2.87	4.01						9.4	3.340	14.7	99
22 + 25 + 42	2.52	2.87	4.81						10.2	3.650	16.0	99
22 + 25 + 50	2.52	2.86	5.72						11.1	4.000	17.6	99
22 + 25 + 60	2.51	2.85	6.84						12.2	4.380	19.2	99
22 + 25 + 71	2.52	2.86	8.12						13.5	4.790	21.0	99
22 + 25 + 80	2.51	2.85	9.13						14.5	5.100	22.4	99
22 + 25 + 100	2.39	2.72	10.88						16.0	5.160	22.7	99
22 + 35 + 35	2.51	3.99	3.99						10.5	3.770	16.6	99
22 + 35 + 42	2.51	3.99	4.79						11.3	4.080	17.9	99
22 + 35 + 50	2.51	3.99	5.70						12.2	4.380	19.2	99
22 + 35 + 60	2.52	4.01	6.87						13.4	4.760	20.9	99
22 + 35 + 71	2.51	3.99	8.10						14.6	5.130	22.5	99
22 + 35 + 80	2.52	4.01	9.17						15.7	5.470	24.0	99
22 + 35 + 100	2.24	3.57	10.19						16.0	4.700	20.6	99
22 + 42 + 42	2.51	4.79	4.79						12.1	4.350	19.1	99
22 + 42 + 50	2.51	4.79	5.70						13.0	4.630	20.3	99
22 + 42 + 60	2.52	4.81	6.87						14.2	5.010	22.0	99

MXZ-8B140VA

Note: Electrical data is for outdoor unit only.

Indoor Units Combination	Heating Capacity (kW)								Total	Outdoor Unit Power Consumption (kW)	Current (A)	Power Factor (%)
	Unit A	Unit B	Unit C	Unit D	Unit E	Unit F	Unit G	Unit H				
22 + 42 + 71	2.51	4.79	8.10						15.4	5.380	23.6	99
22 + 42 + 80	2.44	4.67	8.89						16.0	5.320	23.4	99
22 + 42 + 100	2.15	4.10	9.76						16.0	4.430	19.5	99
22 + 50 + 50	2.51	5.70	5.70						13.9	4.910	21.6	99
22 + 50 + 60	2.52	5.72	6.86						15.1	5.290	23.2	99
22 + 50 + 71	2.46	5.59	7.94						16.0	5.370	23.6	99
22 + 50 + 80	2.32	5.26	8.42						16.0	4.920	21.6	99
22 + 50 + 100	2.05	4.65	9.30						16.0	4.150	18.2	99
22 + 60 + 60	2.48	6.76	6.76						16.0	5.430	23.8	99
22 + 60 + 71	2.30	6.27	7.42						16.0	4.880	21.4	99
22 + 60 + 80	2.17	5.93	7.90						16.0	4.500	19.8	99
22 + 60 + 100	1.93	5.27	8.79						16.0	3.850	16.9	99
22 + 71 + 71	2.15	6.93	6.93						16.0	4.430	19.5	99
22 + 71 + 80	2.03	6.57	7.40						16.0	4.120	18.1	99
22 + 80 + 80	1.93	7.03	7.03						16.0	3.850	16.9	99
25 + 25 + 25	2.87	2.87	2.87						8.6	3.030	13.3	99
25 + 25 + 35	2.85	2.85	3.99						9.7	3.450	15.2	99
25 + 25 + 42	2.85	2.85	4.79						10.5	3.770	16.6	99
25 + 25 + 50	2.85	2.85	5.70						11.4	4.120	18.1	99
25 + 25 + 60	2.86	2.86	6.87						12.6	4.510	19.8	99
25 + 25 + 71	2.85	2.85	8.10						13.8	4.880	21.4	99
25 + 25 + 80	2.87	2.87	9.17						14.9	5.230	23.0	99
25 + 25 + 100	2.67	2.67	10.67						16.0	5.020	22.0	99
25 + 35 + 35	2.87	4.02	4.02						10.9	3.920	17.2	99
25 + 35 + 42	2.87	4.01	4.82						11.7	4.220	18.5	99
25 + 35 + 50	2.86	4.01	5.73						12.6	4.510	19.8	99
25 + 35 + 60	2.85	4.00	6.85						13.7	4.850	21.3	99
25 + 35 + 71	2.86	4.01	8.13						15.0	5.260	23.1	99
25 + 35 + 80	2.86	4.00	9.14						16.0	5.540	24.3	99
25 + 35 + 100	2.50	3.50	10.00						16.0	4.580	20.1	99
25 + 42 + 42	2.87	4.82	4.82						12.5	4.480	19.7	99
25 + 42 + 50	2.86	4.81	5.73						13.4	4.760	20.9	99
25 + 42 + 60	2.85	4.80	6.85						14.5	5.100	22.4	99
25 + 42 + 71	2.86	4.81	8.13						15.8	5.500	24.2	99
25 + 42 + 80	2.72	4.57	8.71						16.0	5.160	22.7	99
25 + 42 + 100	2.40	4.02	9.58						16.0	4.320	19.0	99
25 + 50 + 50	2.86	5.72	5.72						14.3	5.040	22.1	99
25 + 50 + 60	2.85	5.70	6.84						15.4	5.380	23.6	99
25 + 50 + 71	2.74	5.48	7.78						16.0	5.210	22.9	99
25 + 50 + 80	2.58	5.16	8.26						16.0	4.790	21.0	99
25 + 50 + 100	2.29	4.57	9.14						16.0	4.050	17.8	99
25 + 60 + 60	2.76	6.62	6.62						16.0	5.270	23.1	99
25 + 60 + 71	2.56	6.15	7.28						16.0	4.750	20.9	99
25 + 60 + 80	2.42	5.82	7.76						16.0	4.390	19.3	99
25 + 60 + 100	2.16	5.19	8.65						16.0	3.760	16.5	99
25 + 71 + 71	2.40	6.80	6.80						16.0	4.320	19.0	99
25 + 71 + 80	2.27	6.45	7.27						16.0	4.020	17.7	99
25 + 80 + 80	2.16	6.92	6.92						16.0	3.760	16.5	99
35 + 35 + 35	4.00	4.00	4.00						12.0	4.320	19.0	99
35 + 35 + 42	4.00	4.00	4.80						12.8	4.570	20.1	99
35 + 35 + 50	4.00	4.00	5.71						13.7	4.850	21.3	99
35 + 35 + 60	4.01	4.01	6.88						14.9	5.230	23.0	99
35 + 35 + 71	3.97	3.97	8.06						16.0	5.480	24.1	99
35 + 35 + 80	3.73	3.73	8.53						16.0	5.020	22.0	99
35 + 35 + 100	3.29	3.29	9.41						16.0	4.210	18.5	99
35 + 42 + 42	4.00	4.80	4.80						13.6	4.820	21.2	99
35 + 42 + 50	4.00	4.80	5.71						14.5	5.100	22.4	99
35 + 42 + 60	4.01	4.81	6.88						15.7	5.470	24.0	99
35 + 42 + 71	3.78	4.54	7.68						16.0	5.110	22.4	99
35 + 42 + 80	3.57	4.28	8.15						16.0	4.700	20.6	99
35 + 42 + 100	3.16	3.80	9.04						16.0	3.990	17.5	99
35 + 50 + 50	3.99	5.70	5.70						15.4	5.380	23.6	99
35 + 50 + 60	3.86	5.52	6.62						16.0	5.270	23.1	99
35 + 50 + 71	3.59	5.13	7.28						16.0	4.750	20.9	99
35 + 50 + 80	3.39	4.85	7.76						16.0	4.390	19.3	99
35 + 50 + 100	3.03	4.32	8.65						16.0	3.760	16.5	99
35 + 60 + 60	3.61	6.19	6.19						16.0	4.790	21.0	99
35 + 60 + 71	3.37	5.78	6.84						16.0	4.350	19.1	99
35 + 60 + 80	3.20	5.49	7.31						16.0	4.050	17.8	99
35 + 71 + 71	3.16	6.42	6.42						16.0	3.990	17.5	99
42 + 42 + 42	4.80	4.80	4.80						14.4	5.070	22.3	99
42 + 42 + 50	4.80	4.80	5.71						15.3	5.350	23.5	99
42 + 42 + 60	4.67	4.67	6.67						16.0	5.320	23.4	99
42 + 42 + 71	4.34	4.34	7.33						16.0	4.790	21.0	99
42 + 42 + 80	4.10	4.10	7.80						16.0	4.430	19.5	99
42 + 42 + 100	3.65	3.65	8.70						16.0	3.790	16.6	99
42 + 50 + 50	4.73	5.63	5.63						16.0	5.430	23.8	99
42 + 50 + 60	4.42	5.26	6.32						16.0	4.920	21.6	99
42 + 50 + 71	4.12	4.91	6.97						16.0	4.460	19.6	99
42 + 50 + 80	3.91	4.65	7.44						16.0	4.150	18.2	99

MXZ-8B140VA

Note: Electrical data is for outdoor unit only.

Indoor Units Combination	Heating Capacity (kW)									Outdoor Unit Power Consumption (kW)	Current (A)	Power Factor (%)
	Unit A	Unit B	Unit C	Unit D	Unit E	Unit F	Unit G	Unit H	Total			
42 + 60 + 60	4.15	5.93	5.93						16.0	4.500	19.8	99
42 + 60 + 71	3.88	5.55	6.57						16.0	4.120	18.1	99
42 + 60 + 80	3.69	5.27	7.03						16.0	3.850	16.9	99
42 + 71 + 71	3.65	6.17	6.17						16.0	3.790	16.6	99
50 + 50 + 50	5.33	5.33	5.33						16.0	5.020	22.0	99
50 + 50 + 60	5.00	5.00	6.00						16.0	4.580	20.1	99
50 + 50 + 71	4.68	4.68	6.64						16.0	4.180	18.4	99
50 + 50 + 80	4.44	4.44	7.11						16.0	3.900	17.1	99
50 + 60 + 60	4.71	5.65	5.65						16.0	4.210	18.5	99
50 + 60 + 71	4.42	5.30	6.28						16.0	3.870	17.0	99
60 + 60 + 60	5.33	5.33	5.33						16.0	3.900	17.1	99
22 + 22 + 22 + 22	2.53	2.53	2.53	2.53					10.1	3.610	15.9	99
22 + 22 + 22 + 25	2.51	2.51	2.51	2.86					10.4	3.730	16.4	99
22 + 22 + 22 + 35	2.50	2.50	2.50	3.99					11.5	4.150	18.2	99
22 + 22 + 22 + 42	2.51	2.51	2.51	4.78					12.3	4.410	19.4	99
22 + 22 + 22 + 50	2.52	2.52	2.52	5.73					13.3	4.730	20.8	99
22 + 22 + 22 + 60	2.51	2.51	2.51	6.86					14.4	5.070	22.3	99
22 + 22 + 22 + 71	2.52	2.52	2.52	8.14					15.7	5.470	24.0	99
22 + 22 + 22 + 80	2.41	2.41	2.41	8.77					16.0	5.210	22.9	99
22 + 22 + 22 + 100	2.12	2.12	2.12	9.64					16.0	4.350	19.1	99
22 + 22 + 25 + 25	2.50	2.50	2.85	2.85					10.7	3.850	16.9	99
22 + 22 + 25 + 35	2.52	2.52	2.86	4.00					11.9	4.280	18.8	99
22 + 22 + 25 + 42	2.52	2.52	2.86	4.81					12.7	4.540	19.9	99
22 + 22 + 25 + 50	2.51	2.51	2.86	5.71					13.6	4.820	21.2	99
22 + 22 + 25 + 60	2.51	2.51	2.85	6.84					14.7	5.160	22.7	99
22 + 22 + 25 + 71	2.51	2.51	2.86	8.11					16.0	5.540	24.3	99
22 + 22 + 25 + 80	2.36	2.36	2.68	8.59					16.0	5.060	22.2	99
22 + 22 + 25 + 100	2.08	2.08	2.37	9.47					16.0	4.250	18.7	99
22 + 22 + 35 + 35	2.51	2.51	3.99	3.99					13.0	4.630	20.3	99
22 + 22 + 35 + 42	2.51	2.51	3.99	4.79					13.8	4.880	21.4	99
22 + 22 + 35 + 50	2.51	2.51	3.99	5.70					14.7	5.160	22.7	99
22 + 22 + 35 + 60	2.52	2.52	4.00	6.86					15.9	5.530	24.3	99
22 + 22 + 35 + 71	2.35	2.35	3.73	7.57					16.0	5.020	22.0	99
22 + 22 + 35 + 80	2.21	2.21	3.52	8.05					16.0	4.620	20.3	99
22 + 22 + 35 + 100	1.97	1.97	3.13	8.94					16.0	3.930	17.3	99
22 + 22 + 42 + 42	2.51	2.51	4.79	4.79					14.6	5.130	22.5	99
22 + 22 + 42 + 50	2.51	2.51	4.79	5.70					15.5	5.410	23.8	99
22 + 22 + 42 + 60	2.41	2.41	4.60	6.58					16.0	5.210	22.9	99
22 + 22 + 42 + 71	2.24	2.24	4.28	7.24					16.0	4.700	20.6	99
22 + 22 + 42 + 80	2.12	2.12	4.05	7.71					16.0	4.350	19.1	99
22 + 22 + 50 + 50	2.44	2.44	5.56	5.56					16.0	5.320	23.4	99
22 + 22 + 50 + 60	2.29	2.29	5.19	6.23					16.0	4.830	21.2	99
22 + 22 + 50 + 71	2.13	2.13	4.85	6.88					16.0	4.390	19.3	99
22 + 22 + 50 + 80	2.02	2.02	4.60	7.36					16.0	4.080	17.9	99
22 + 22 + 60 + 60	2.15	2.15	5.85	5.85					16.0	4.430	19.5	99
22 + 22 + 60 + 71	2.01	2.01	5.49	6.49					16.0	4.050	17.8	99
22 + 22 + 60 + 80	1.91	1.91	5.22	6.96					16.0	3.790	16.6	99
22 + 25 + 25 + 25	2.52	2.86	2.86	2.86					11.1	4.000	17.6	99
22 + 25 + 25 + 35	2.51	2.85	2.85	3.99					12.2	4.380	19.2	99
22 + 25 + 25 + 42	2.51	2.85	2.85	4.79					13.0	4.630	20.3	99
22 + 25 + 25 + 50	2.51	2.85	2.85	5.70					13.9	4.910	21.6	99
22 + 25 + 25 + 60	2.52	2.86	2.86	6.86					15.1	5.290	23.2	99
22 + 25 + 25 + 71	2.46	2.80	2.80	7.94					16.0	5.370	23.6	99
22 + 25 + 25 + 80	2.32	2.63	2.63	8.42					16.0	4.920	21.6	99
22 + 25 + 25 + 100	2.05	2.33	2.33	9.30					16.0	4.150	18.2	99
22 + 25 + 35 + 35	2.52	2.86	4.01	4.01					13.4	4.760	20.9	99
22 + 25 + 35 + 42	2.52	2.86	4.01	4.81					14.2	5.010	22.0	99
22 + 25 + 35 + 50	2.52	2.86	4.00	5.72					15.1	5.290	23.2	99
22 + 25 + 35 + 60	2.48	2.82	3.94	6.76					16.0	5.430	23.8	99
22 + 25 + 35 + 71	2.30	2.61	3.66	7.42					16.0	4.880	21.4	99
22 + 25 + 35 + 80	2.17	2.47	3.46	7.90					16.0	4.500	19.8	99
22 + 25 + 35 + 100	1.93	2.20	3.08	8.79					16.0	3.850	16.9	99
22 + 25 + 42 + 42	2.52	2.86	4.81	4.81					15.0	5.260	23.1	99
22 + 25 + 42 + 50	2.52	2.86	4.80	5.72					15.9	5.530	24.3	99
22 + 25 + 42 + 60	2.36	2.68	4.51	6.44					16.0	5.060	22.2	99
22 + 25 + 42 + 71	2.20	2.50	4.20	7.10					16.0	4.580	20.1	99
22 + 25 + 42 + 80	2.08	2.37	3.98	7.57					16.0	4.250	18.7	99
22 + 25 + 50 + 50	2.39	2.72	5.44	5.44					16.0	5.160	22.7	99
22 + 25 + 50 + 60	2.24	2.55	5.10	6.11					16.0	4.700	20.6	99
22 + 25 + 50 + 71	2.10	2.38	4.76	6.76					16.0	4.280	18.8	99
22 + 25 + 50 + 80	1.99	2.26	4.52	7.23					16.0	3.990	17.5	99
22 + 25 + 60 + 60	2.11	2.40	5.75	5.75					16.0	4.320	19.0	99
22 + 25 + 60 + 71	1.98	2.25	5.39	6.38					16.0	3.960	17.4	99
22 + 35 + 35 + 35	2.51	4.00	4.00	4.00					14.5	5.100	22.4	99
22 + 35 + 35 + 42	2.51	4.00	4.00	4.80					15.3	5.350	23.5	99
22 + 35 + 35 + 50	2.48	3.94	3.94	5.63					16.0	5.430	23.8	99
22 + 35 + 35 + 60	2.32	3.68	3.68	6.32					16.0	4.920	21.6	99
22 + 35 + 35 + 71	2.16	3.44	3.44	6.97					16.0	4.460	19.6	99
22 + 35 + 35 + 80	2.05	3.26	3.26	7.44					16.0	4.150	18.2	99
22 + 35 + 42 + 42	2.50	3.97	4.77	4.77					16.0	5.480	24.1	99

Indoor Units Combination	Heating Capacity (kW)								Total	Outdoor Unit Power Consumption (kW)	Current (A)	Power Factor (%)
	Unit A	Unit B	Unit C	Unit D	Unit E	Unit F	Unit G	Unit H				
22 + 35 + 42 + 50	2.36	3.76	4.51	5.37					16.0	5.060	22.2	99
22 + 35 + 42 + 60	2.21	3.52	4.23	6.04					16.0	4.620	20.3	99
22 + 35 + 42 + 71	2.07	3.29	3.95	6.68					16.0	4.210	18.5	99
22 + 35 + 42 + 80	1.97	3.13	3.75	7.15					16.0	3.930	17.3	99
22 + 35 + 50 + 50	2.24	3.57	5.10	5.10					16.0	4.700	20.6	99
22 + 35 + 50 + 60	2.11	3.35	4.79	5.75					16.0	4.320	19.0	99
22 + 35 + 50 + 71	1.98	3.15	4.49	6.38					16.0	3.960	17.4	99
22 + 35 + 60 + 60	1.99	3.16	5.42	5.42					16.0	3.990	17.5	99
22 + 42 + 42 + 42	2.38	4.54	4.54	4.54					16.0	5.110	22.4	99
22 + 42 + 42 + 50	2.26	4.31	4.31	5.13					16.0	4.750	20.9	99
22 + 42 + 42 + 60	2.12	4.05	4.05	5.78					16.0	4.350	19.1	99
22 + 42 + 42 + 71	1.99	3.80	3.80	6.42					16.0	3.990	17.5	99
22 + 42 + 50 + 50	2.15	4.10	4.88	4.88					16.0	4.430	19.5	99
22 + 42 + 50 + 60	2.02	3.86	4.60	5.52					16.0	4.080	17.9	99
22 + 42 + 50 + 71	1.90	3.63	4.32	6.14					16.0	3.760	16.5	99
22 + 42 + 60 + 60	1.91	3.65	5.22	5.22					16.0	3.790	16.6	99
22 + 50 + 50 + 50	2.05	4.65	4.65	4.65					16.0	4.150	18.2	99
22 + 50 + 50 + 60	1.93	4.40	4.40	5.27					16.0	3.850	16.9	99
25 + 25 + 25 + 25	2.85	2.85	2.85	2.85					11.4	4.120	18.1	99
25 + 25 + 25 + 35	2.86	2.86	2.86	4.01					12.6	4.510	19.8	99
25 + 25 + 25 + 42	2.86	2.86	2.86	4.81					13.4	4.760	20.9	99
25 + 25 + 25 + 50	2.86	2.86	2.86	5.72					14.3	5.040	22.1	99
25 + 25 + 25 + 60	2.85	2.85	2.85	6.84					15.4	5.380	23.6	99
25 + 25 + 25 + 71	2.74	2.74	2.74	7.78					16.0	5.210	22.9	99
25 + 25 + 25 + 80	2.58	2.58	2.58	8.26					16.0	4.790	21.0	99
25 + 25 + 25 + 100	2.29	2.29	2.29	9.14					16.0	4.050	17.8	99
25 + 25 + 35 + 35	2.85	2.85	4.00	4.00					13.7	4.850	21.3	99
25 + 25 + 35 + 42	2.85	2.85	4.00	4.80					14.5	5.100	22.4	99
25 + 25 + 35 + 50	2.85	2.85	3.99	5.70					15.4	5.380	23.6	99
25 + 25 + 35 + 60	2.76	2.76	3.86	6.62					16.0	5.270	23.1	99
25 + 25 + 35 + 71	2.56	2.56	3.59	7.28					16.0	4.750	20.9	99
25 + 25 + 35 + 80	2.42	2.42	3.39	7.76					16.0	4.390	19.3	99
25 + 25 + 35 + 100	2.16	2.16	3.03	8.65					16.0	3.760	16.5	99
25 + 25 + 42 + 42	2.85	2.85	4.80	4.80					15.3	5.350	23.5	99
25 + 25 + 42 + 50	2.82	2.82	4.73	5.63					16.0	5.430	23.8	99
25 + 25 + 42 + 60	2.63	2.63	4.42	6.32					16.0	4.920	21.6	99
25 + 25 + 42 + 71	2.45	2.45	4.12	6.97					16.0	4.460	19.6	99
25 + 25 + 42 + 80	2.33	2.33	3.91	7.44					16.0	4.150	18.2	99
25 + 25 + 50 + 50	2.67	2.67	5.33	5.33					16.0	5.020	22.0	99
25 + 25 + 50 + 60	2.50	2.50	5.00	6.00					16.0	4.580	20.1	99
25 + 25 + 50 + 71	2.34	2.34	4.68	6.64					16.0	4.180	18.4	99
25 + 25 + 50 + 80	2.22	2.22	4.44	7.11					16.0	3.900	17.1	99
25 + 25 + 60 + 60	2.35	2.35	5.65	5.65					16.0	4.210	18.5	99
25 + 25 + 60 + 71	2.21	2.21	5.30	6.28					16.0	3.870	17.0	99
25 + 35 + 35 + 35	2.87	4.01	4.01	4.01					14.9	5.230	23.0	99
25 + 35 + 35 + 42	2.86	4.01	4.01	4.81					15.7	5.470	24.0	99
25 + 35 + 35 + 50	2.76	3.86	3.86	5.52					16.0	5.270	23.1	99
25 + 35 + 35 + 60	2.58	3.61	3.61	6.19					16.0	4.790	21.0	99
25 + 35 + 35 + 71	2.41	3.37	3.37	6.84					16.0	4.350	19.1	99
25 + 35 + 35 + 80	2.29	3.20	3.20	7.31					16.0	4.050	17.8	99
25 + 35 + 42 + 42	2.78	3.89	4.67	4.67					16.0	5.320	23.4	99
25 + 35 + 42 + 50	2.63	3.68	4.42	5.26					16.0	4.920	21.6	99
25 + 35 + 42 + 60	2.47	3.46	4.15	5.93					16.0	4.500	19.8	99
25 + 35 + 42 + 71	2.31	3.24	3.88	6.57					16.0	4.120	18.1	99
25 + 35 + 42 + 80	2.20	3.08	3.69	7.03					16.0	3.850	16.9	99
25 + 35 + 50 + 50	2.50	3.50	5.00	5.00					16.0	4.580	20.1	99
25 + 35 + 50 + 60	2.35	3.29	4.71	5.65					16.0	4.210	18.5	99
25 + 35 + 50 + 71	2.21	3.09	4.42	6.28					16.0	3.870	17.0	99
25 + 35 + 60 + 60	2.22	3.11	5.33	5.33					16.0	3.900	17.1	99
25 + 42 + 42 + 42	2.65	4.45	4.45	4.45					16.0	4.970	21.8	99
25 + 42 + 42 + 50	2.52	4.23	4.23	5.03					16.0	4.620	20.3	99
25 + 42 + 42 + 60	2.37	3.98	3.98	5.68					16.0	4.250	18.7	99
25 + 42 + 42 + 71	2.22	3.73	3.73	6.31					16.0	3.900	17.1	99
25 + 42 + 50 + 50	2.40	4.02	4.79	4.79					16.0	4.320	19.0	99
25 + 42 + 50 + 60	2.26	3.80	4.52	5.42					16.0	3.990	17.5	99
25 + 50 + 50 + 50	2.29	4.57	4.57	4.57					16.0	4.050	17.8	99
25 + 50 + 50 + 60	2.16	4.32	4.32	5.19					16.0	3.760	16.5	99
35 + 35 + 35 + 35	4.00	4.00	4.00	4.00					16.0	5.540	24.3	99
35 + 35 + 35 + 42	3.81	3.81	3.81	4.57					16.0	5.160	22.7	99
35 + 35 + 35 + 50	3.61	3.61	3.61	5.16					16.0	4.790	21.0	99
35 + 35 + 35 + 60	3.39	3.39	3.39	5.82					16.0	4.390	19.3	99
35 + 35 + 35 + 71	3.18	3.18	3.18	6.45					16.0	4.020	17.7	99
35 + 35 + 35 + 80	3.03	3.03	3.03	6.92					16.0	3.760	16.5	99
35 + 35 + 42 + 42	3.64	3.64	4.36	4.36					16.0	4.830	21.2	99
35 + 35 + 42 + 50	3.46	3.46	4.15	4.94					16.0	4.500	19.8	99
35 + 35 + 42 + 60	3.26	3.26	3.91	5.58					16.0	4.150	18.2	99
35 + 35 + 42 + 71	3.06	3.06	3.67	6.21					16.0	3.820	16.8	99
35 + 35 + 50 + 50	3.29	3.29	4.71	4.71					16.0	4.210	18.5	99
35 + 35 + 50 + 60	3.11	3.11	4.44	5.33					16.0	3.900	17.1	99
35 + 42 + 42 + 42	3.48	4.17	4.17	4.17					16.0	4.540	19.9	99

Indoor Units Combination	Heating Capacity (kW)									Outdoor Unit Power Consumption (kW)	Current (A)	Power Factor (%)
	Unit A	Unit B	Unit C	Unit D	Unit E	Unit F	Unit G	Unit H	Total			
35 + 42 + 42 + 50	3.31	3.98	3.98	4.73					16.0	4.250	18.7	99
35 + 42 + 42 + 60	3.13	3.75	3.75	5.36					16.0	3.930	17.3	99
35 + 42 + 50 + 50	3.16	3.80	4.52	4.52					16.0	3.990	17.5	99
35 + 50 + 50 + 50	3.03	4.32	4.32	4.32					16.0	3.760	16.5	99
42 + 42 + 42 + 42	4.00	4.00	4.00	4.00					16.0	4.280	18.8	99
42 + 42 + 42 + 50	3.82	3.82	3.82	4.55					16.0	4.020	17.7	99
42 + 42 + 50 + 50	3.65	3.65	4.35	4.35					16.0	3.790	16.6	99
22 + 22 + 22 + 22 + 22	2.52	2.52	2.52	2.52	2.52				12.6	4.510	19.8	99
22 + 22 + 22 + 22 + 25	2.51	2.51	2.51	2.51	2.85				12.9	4.600	20.2	99
22 + 22 + 22 + 22 + 35	2.52	2.52	2.52	2.52	4.01				14.1	4.980	21.9	99
22 + 22 + 22 + 22 + 42	2.52	2.52	2.52	2.52	4.81				14.9	5.230	23.0	99
22 + 22 + 22 + 22 + 50	2.52	2.52	2.52	2.52	5.72				15.8	5.500	24.2	99
22 + 22 + 22 + 22 + 60	2.38	2.38	2.38	2.38	6.49				16.0	5.110	22.4	99
22 + 22 + 22 + 22 + 71	2.21	2.21	2.21	2.21	7.14				16.0	4.620	20.3	99
22 + 22 + 22 + 22 + 80	2.10	2.10	2.10	2.10	7.62				16.0	4.280	18.8	99
22 + 22 + 22 + 25 + 25	2.52	2.52	2.52	2.87	2.87				13.3	4.730	20.8	99
22 + 22 + 22 + 25 + 35	2.51	2.51	2.51	2.86	4.00				14.4	5.070	22.3	99
22 + 22 + 22 + 25 + 42	2.51	2.51	2.51	2.86	4.80				15.2	5.320	23.4	99
22 + 22 + 22 + 25 + 50	2.50	2.50	2.50	2.84	5.67				16.0	5.480	24.1	99
22 + 22 + 22 + 25 + 60	2.33	2.33	2.33	2.65	6.36				16.0	4.970	21.8	99
22 + 22 + 22 + 25 + 71	2.17	2.17	2.17	2.47	7.01				16.0	4.500	19.8	99
22 + 22 + 22 + 25 + 80	2.06	2.06	2.06	2.34	7.49				16.0	4.180	18.4	99
22 + 22 + 22 + 35 + 35	2.51	2.51	2.51	3.99	3.99				15.5	5.410	23.8	99
22 + 22 + 22 + 35 + 42	2.46	2.46	2.46	3.92	4.70				16.0	5.370	23.6	99
22 + 22 + 22 + 35 + 50	2.33	2.33	2.33	3.71	5.30				16.0	4.970	21.8	99
22 + 22 + 22 + 35 + 60	2.19	2.19	2.19	3.48	5.96				16.0	4.540	19.9	99
22 + 22 + 22 + 35 + 71	2.05	2.05	2.05	3.26	6.60				16.0	4.150	18.2	99
22 + 22 + 22 + 35 + 80	1.94	1.94	1.94	3.09	7.07				16.0	3.870	17.0	99
22 + 22 + 22 + 42 + 42	2.35	2.35	2.35	4.48	4.48				16.0	5.020	22.0	99
22 + 22 + 22 + 42 + 50	2.23	2.23	2.23	4.25	5.06				16.0	4.660	20.5	99
22 + 22 + 22 + 42 + 60	2.10	2.10	2.10	4.00	5.71				16.0	4.280	18.8	99
22 + 22 + 22 + 42 + 71	1.97	1.97	1.97	3.75	6.35				16.0	3.930	17.3	99
22 + 22 + 22 + 50 + 50	2.12	2.12	2.12	4.82	4.82				16.0	4.350	19.1	99
22 + 22 + 22 + 50 + 60	2.00	2.00	2.00	4.55	5.45				16.0	4.020	17.7	99
22 + 22 + 25 + 25 + 25	2.51	2.51	2.86	2.86	2.86				13.6	4.820	21.2	99
22 + 22 + 25 + 25 + 35	2.51	2.51	2.85	2.85	3.99				14.7	5.160	22.7	99
22 + 22 + 25 + 25 + 42	2.51	2.51	2.85	2.85	4.79				15.5	5.410	23.8	99
22 + 22 + 25 + 25 + 50	2.44	2.44	2.78	2.78	5.56				16.0	5.320	23.4	99
22 + 22 + 25 + 25 + 60	2.29	2.29	2.60	2.60	6.23				16.0	4.830	21.2	99
22 + 22 + 25 + 25 + 71	2.13	2.13	2.42	2.42	6.88				16.0	4.390	19.3	99
22 + 22 + 25 + 25 + 80	2.02	2.02	2.30	2.30	7.36				16.0	4.080	17.9	99
22 + 22 + 25 + 35 + 35	2.52	2.52	2.86	4.00	4.00				15.9	5.530	24.3	99
22 + 22 + 25 + 35 + 42	2.41	2.41	2.74	3.84	4.60				16.0	5.210	22.9	99
22 + 22 + 25 + 35 + 50	2.29	2.29	2.60	3.64	5.19				16.0	4.830	21.2	99
22 + 22 + 25 + 35 + 60	2.15	2.15	2.44	3.41	5.85				16.0	4.430	19.5	99
22 + 22 + 25 + 35 + 71	2.01	2.01	2.29	3.20	6.49				16.0	4.050	17.8	99
22 + 22 + 25 + 35 + 80	1.91	1.91	2.17	3.04	6.96				16.0	3.790	16.6	99
22 + 22 + 25 + 42 + 42	2.30	2.30	2.61	4.39	4.39				16.0	4.880	21.4	99
22 + 22 + 25 + 42 + 50	2.19	2.19	2.48	4.17	4.97				16.0	4.540	19.9	99
22 + 22 + 25 + 42 + 60	2.06	2.06	2.34	3.93	5.61				16.0	4.180	18.4	99
22 + 22 + 25 + 42 + 71	1.93	1.93	2.20	3.69	6.24				16.0	3.850	16.9	99
22 + 22 + 25 + 50 + 50	2.08	2.08	2.37	4.73	4.73				16.0	4.250	18.7	99
22 + 22 + 25 + 50 + 60	1.97	1.97	2.23	4.47	5.36				16.0	3.930	17.3	99
22 + 22 + 35 + 35 + 35	2.36	2.36	3.76	3.76	3.76				16.0	5.060	22.2	99
22 + 22 + 35 + 35 + 42	2.26	2.26	3.59	3.59	4.31				16.0	4.750	20.9	99
22 + 22 + 35 + 35 + 50	2.15	2.15	3.41	3.41	4.88				16.0	4.430	19.5	99
22 + 22 + 35 + 35 + 60	2.02	2.02	3.22	3.22	5.52				16.0	4.080	17.9	99
22 + 22 + 35 + 35 + 71	1.90	1.90	3.03	3.03	6.14				16.0	3.760	16.5	99
22 + 22 + 35 + 42 + 42	2.16	2.16	3.44	4.12	4.12				16.0	4.460	19.6	99
22 + 22 + 35 + 42 + 50	2.06	2.06	3.27	3.93	4.68				16.0	4.180	18.4	99
22 + 22 + 35 + 42 + 60	1.94	1.94	3.09	3.71	5.30				16.0	3.870	17.0	99
22 + 22 + 35 + 50 + 50	1.97	1.97	3.13	4.47	4.47				16.0	3.930	17.3	99
22 + 22 + 42 + 42 + 42	2.07	2.07	3.95	3.95	3.95				16.0	4.210	18.5	99
22 + 22 + 42 + 42 + 50	1.98	1.98	3.78	3.78	4.49				16.0	3.960	17.4	99
22 + 25 + 25 + 25 + 25	2.51	2.85	2.85	2.85	2.85				13.9	4.910	21.6	99
22 + 25 + 25 + 25 + 35	2.52	2.86	2.86	2.86	4.00				15.1	5.290	23.2	99
22 + 25 + 25 + 25 + 42	2.52	2.86	2.86	2.86	4.80				15.9	5.530	24.3	99
22 + 25 + 25 + 25 + 50	2.39	2.72	2.72	2.72	5.44				16.0	5.160	22.7	99
22 + 25 + 25 + 25 + 60	2.24	2.55	2.55	2.55	6.11				16.0	4.700	20.6	99
22 + 25 + 25 + 25 + 71	2.10	2.38	2.38	2.38	6.76				16.0	4.280	18.8	99
22 + 25 + 25 + 25 + 80	1.99	2.26	2.26	2.26	7.23				16.0	3.990	17.5	99
22 + 25 + 25 + 35 + 35	2.48	2.82	2.82	3.94	3.94				16.0	5.430	23.8	99
22 + 25 + 25 + 35 + 42	2.36	2.68	2.68	3.76	4.51				16.0	5.060	22.2	99
22 + 25 + 25 + 35 + 50	2.24	2.55	2.55	3.57	5.10				16.0	4.700	20.6	99
22 + 25 + 25 + 35 + 60	2.11	2.40	2.40	3.35	5.75				16.0	4.320	19.0	99
22 + 25 + 25 + 35 + 71	1.98	2.25	2.25	3.15	6.38				16.0	3.960	17.4	99
22 + 25 + 25 + 42 + 42	2.26	2.56	2.56	4.31	4.31				16.0	4.750	20.9	99
22 + 25 + 25 + 42 + 50	2.15	2.44	2.44	4.10	4.88				16.0	4.430	19.5	99
22 + 25 + 25 + 42 + 60	2.02	2.30	2.30	3.86	5.52				16.0	4.080	17.9	99
22 + 25 + 25 + 42 + 71	1.90	2.16	2.16	3.63	6.14				16.0	3.760	16.5	99

Indoor Units Combination	Heating Capacity (kW)									Outdoor Unit Power Consumption (kW)	Current (A)	Power Factor (%)	
	Unit A	Unit B	Unit C	Unit D	Unit E	Unit F	Unit G	Unit H	Total				
22 + 25 + 25 + 50 + 50	2.05	2.33	2.33	4.65	4.65					16.0	4.150	18.2	99
22 + 25 + 25 + 50 + 60	1.93	2.20	2.20	4.40	5.27					16.0	3.850	16.9	99
22 + 25 + 35 + 35 + 35	2.32	2.63	3.68	3.68	3.68					16.0	4.920	21.6	99
22 + 25 + 35 + 35 + 42	2.21	2.52	3.52	3.52	4.23					16.0	4.620	20.3	99
22 + 25 + 35 + 35 + 50	2.11	2.40	3.35	3.35	4.79					16.0	4.320	19.0	99
22 + 25 + 35 + 35 + 60	1.99	2.26	3.16	3.16	5.42					16.0	3.990	17.5	99
22 + 25 + 42 + 42 + 42	2.12	2.41	3.37	4.05	4.05					16.0	4.350	19.1	99
22 + 25 + 42 + 42 + 50	2.02	2.30	3.22	3.86	4.60					16.0	4.080	17.9	99
22 + 25 + 42 + 42 + 60	1.91	2.17	3.04	3.65	5.22					16.0	3.790	16.6	99
22 + 25 + 35 + 50 + 50	1.93	2.20	3.08	4.40	4.40					16.0	3.850	16.9	99
22 + 25 + 42 + 42 + 42	2.03	2.31	3.88	3.88	3.88					16.0	4.120	18.1	99
22 + 25 + 42 + 42 + 50	1.94	2.21	3.71	3.71	4.42					16.0	3.870	17.0	99
22 + 35 + 35 + 35 + 35	2.17	3.46	3.46	3.46	3.46					16.0	4.500	19.8	99
22 + 35 + 35 + 35 + 42	2.08	3.31	3.31	3.31	3.98					16.0	4.250	18.7	99
22 + 35 + 35 + 35 + 50	1.99	3.16	3.16	3.16	4.52					16.0	3.990	17.5	99
22 + 35 + 35 + 42 + 42	2.00	3.18	3.18	3.82	3.82					16.0	4.020	17.7	99
22 + 35 + 35 + 42 + 50	1.91	3.04	3.04	3.65	4.35					16.0	3.790	16.6	99
22 + 35 + 42 + 42 + 42	1.92	3.06	3.67	3.67	3.67					16.0	3.820	16.8	99
25 + 25 + 25 + 25 + 25	2.86	2.86	2.86	2.86	2.86					14.3	5.040	22.1	99
25 + 25 + 25 + 25 + 35	2.85	2.85	2.85	2.85	3.99					15.4	5.380	23.6	99
25 + 25 + 25 + 25 + 42	2.82	2.82	2.82	2.82	4.73					16.0	5.430	23.8	99
25 + 25 + 25 + 25 + 50	2.67	2.67	2.67	2.67	5.33					16.0	5.020	22.0	99
25 + 25 + 25 + 25 + 60	2.50	2.50	2.50	2.50	6.00					16.0	4.580	20.1	99
25 + 25 + 25 + 25 + 71	2.34	2.34	2.34	2.34	6.64					16.0	4.180	18.4	99
25 + 25 + 25 + 25 + 80	2.22	2.22	2.22	2.22	7.11					16.0	3.900	17.1	99
25 + 25 + 25 + 35 + 35	2.76	2.76	2.76	3.86	3.86					16.0	5.270	23.1	99
25 + 25 + 25 + 35 + 42	2.63	2.63	2.63	3.68	4.42					16.0	4.920	21.6	99
25 + 25 + 25 + 35 + 50	2.50	2.50	2.50	3.50	5.00					16.0	4.580	20.1	99
25 + 25 + 25 + 35 + 60	2.35	2.35	2.35	3.29	5.65					16.0	4.210	18.5	99
25 + 25 + 25 + 35 + 71	2.21	2.21	2.21	3.09	6.28					16.0	3.870	17.0	99
25 + 25 + 25 + 42 + 42	2.52	2.52	2.52	4.23	4.23					16.0	4.620	20.3	99
25 + 25 + 25 + 42 + 50	2.40	2.40	2.40	4.02	4.79					16.0	4.320	19.0	99
25 + 25 + 25 + 42 + 60	2.26	2.26	2.26	3.80	5.42					16.0	3.990	17.5	99
25 + 25 + 25 + 50 + 50	2.29	2.29	2.29	4.57	4.57					16.0	4.050	17.8	99
25 + 25 + 25 + 50 + 60	2.16	2.16	2.16	4.32	5.19					16.0	3.760	16.5	99
25 + 25 + 35 + 35 + 35	2.58	2.58	3.61	3.61	3.61					16.0	4.790	21.0	99
25 + 25 + 35 + 35 + 42	2.47	2.47	3.46	3.46	4.15					16.0	4.500	19.8	99
25 + 25 + 35 + 35 + 50	2.35	2.35	3.29	3.29	4.71					16.0	4.210	18.5	99
25 + 25 + 35 + 35 + 60	2.22	2.22	3.11	3.11	5.33					16.0	3.900	17.1	99
25 + 25 + 35 + 42 + 42	2.37	2.37	3.31	3.98	3.98					16.0	4.250	18.7	99
25 + 25 + 35 + 42 + 50	2.26	2.26	3.16	3.80	4.52					16.0	3.990	17.5	99
25 + 25 + 35 + 50 + 50	2.16	2.16	3.03	4.32	4.32					16.0	3.760	16.5	99
25 + 25 + 42 + 42 + 42	2.27	2.27	3.82	3.82	3.82					16.0	4.020	17.7	99
25 + 25 + 42 + 42 + 50	2.17	2.17	3.65	3.65	4.35					16.0	3.790	16.6	99
25 + 35 + 35 + 35 + 35	2.42	3.39	3.39	3.39	3.39					16.0	4.390	19.3	99
25 + 35 + 35 + 35 + 42	2.33	3.26	3.26	3.26	3.91					16.0	4.150	18.2	99
25 + 35 + 35 + 35 + 50	2.22	3.11	3.11	3.11	4.44					16.0	3.900	17.1	99
25 + 35 + 35 + 42 + 42	2.23	3.13	3.13	3.75	3.75					16.0	3.930	17.3	99
35 + 35 + 35 + 35 + 35	3.20	3.20	3.20	3.20	3.20					16.0	4.050	17.8	99
35 + 35 + 35 + 35 + 42	3.08	3.08	3.08	3.08	3.69					16.0	3.850	16.9	99
22 + 22 + 22 + 22 + 22 + 22	2.52	2.52	2.52	2.52	2.52	2.52				15.1	5.290	23.2	99
22 + 22 + 22 + 22 + 22 + 25	2.51	2.51	2.51	2.51	2.51	2.85				15.4	5.380	23.6	99
22 + 22 + 22 + 22 + 22 + 35	2.43	2.43	2.43	2.43	2.43	3.86				16.0	5.270	23.1	99
22 + 22 + 22 + 22 + 22 + 42	2.32	2.32	2.32	2.32	2.32	4.42				16.0	4.920	21.6	99
22 + 22 + 22 + 22 + 22 + 50	2.20	2.20	2.20	2.20	2.20	5.00				16.0	4.580	20.1	99
22 + 22 + 22 + 22 + 22 + 60	2.07	2.07	2.07	2.07	2.07	5.65				16.0	4.210	18.5	99
22 + 22 + 22 + 22 + 22 + 71	1.94	1.94	1.94	1.94	1.94	6.28				16.0	3.870	17.0	99
22 + 22 + 22 + 22 + 25 + 25	2.52	2.52	2.52	2.52	2.86	2.86				15.8	5.500	24.2	99
22 + 22 + 22 + 22 + 25 + 35	2.38	2.38	2.38	2.38	2.70	3.78				16.0	5.110	22.4	99
22 + 22 + 22 + 22 + 25 + 42	2.27	2.27	2.27	2.27	2.58	4.34				16.0	4.790	21.0	99
22 + 22 + 22 + 22 + 25 + 50	2.16	2.16	2.16	2.16	2.45	4.91				16.0	4.460	19.6	99
22 + 22 + 22 + 22 + 25 + 60	2.03	2.03	2.03	2.03	2.31	5.55				16.0	4.120	18.1	99
22 + 22 + 22 + 22 + 25 + 71	1.91	1.91	1.91	1.91	2.17	6.17				16.0	3.790	16.6	99
22 + 22 + 22 + 22 + 35 + 35	2.23	2.23	2.23	2.23	3.54	3.54				16.0	4.660	20.5	99
22 + 22 + 22 + 22 + 35 + 42	2.13	2.13	2.13	2.13	3.39	4.07				16.0	4.390	19.3	99
22 + 22 + 22 + 22 + 35 + 50	2.03	2.03	2.03	2.03	3.24	4.62				16.0	4.120	18.1	99
22 + 22 + 22 + 22 + 35 + 60	1.92	1.92	1.92	1.92	3.06	5.25				16.0	3.820	16.8	99
22 + 22 + 22 + 22 + 42 + 42	2.05	2.05	2.05	2.05	3.91	3.91				16.0	4.150	18.2	99
22 + 22 + 22 + 22 + 42 + 50	1.96	1.96	1.96	1.96	3.73	4.44				16.0	3.900	17.1	99
22 + 22 + 22 + 25 + 25 + 25	2.50	2.50	2.50	2.84	2.84	2.84				16.0	5.480	24.1	99
22 + 22 + 22 + 25 + 25 + 35	2.33	2.33	2.33	2.65	2.65	3.71				16.0	4.970	21.8	99
22 + 22 + 22 + 25 + 25 + 42	2.23	2.23	2.23	2.53	2.53	4.25				16.0	4.660	20.5	99
22 + 22 + 22 + 25 + 25 + 50	2.12	2.12	2.12	2.41	2.41	4.82				16.0	4.350	19.1	99
22 + 22 + 22 + 25 + 25 + 60	2.00	2.00	2.00	2.27	2.27	5.45				16.0	4.020	17.7	99
22 + 22 + 22 + 25 + 35 + 35	2.19	2.19	2.19	2.48	3.48	3.48				16.0	4.540	19.9	99
22 + 22 + 22 + 25 + 35 + 42	2.10	2.10	2.10	2.38	3.33	4.00				16.0	4.280	18.8	99
22 + 22 + 22 + 25 + 35 + 50	2.00	2.00	2.00	2.27	3.18	4.55				16.0	4.020	17.7	99
22 + 22 + 22 + 25 + 42 + 42	2.01	2.01	2.01	2.29	3.84	3.84				16.0	4.050	17.8	99
22 + 22 + 22 + 25 + 42 + 50	1.92	1.92	1.92	2.19	3.67	4.37				16.0	3.820	16.8	99
22 + 22 + 22 + 35 + 35 + 35	2.06	2.06	2.06	3.27	3.27	3.27				16.0	4.180	18.4	99

MXZ-8B140VA

Note: Electrical data is for outdoor unit only.

Indoor Units Combination	Heating Capacity (kW)									Outdoor Unit Power Consumption (kW)	Current (A)	Power Factor (%)
	Unit A	Unit B	Unit C	Unit D	Unit E	Unit F	Unit G	Unit H	Total			
22 + 22 + 22 + 35 + 35 + 42	1.98	1.98	1.98	3.15	3.15	3.78			16.0	3.960	17.4	99
22 + 22 + 22 + 35 + 42 + 42	1.90	1.90	1.90	3.03	3.63	3.63			16.0	3.760	16.5	99
22 + 22 + 25 + 25 + 25 + 25	2.44	2.44	2.78	2.78	2.78	2.78			16.0	5.320	23.4	99
22 + 22 + 25 + 25 + 25 + 35	2.29	2.29	2.60	2.60	2.60	3.64			16.0	4.830	21.2	99
22 + 22 + 25 + 25 + 25 + 42	2.19	2.19	2.48	2.48	2.48	4.17			16.0	4.540	19.9	99
22 + 22 + 25 + 25 + 25 + 50	2.08	2.08	2.37	2.37	2.37	4.73			16.0	4.250	18.7	99
22 + 22 + 25 + 25 + 25 + 60	1.97	1.97	2.23	2.23	2.23	5.36			16.0	3.930	17.3	99
22 + 22 + 25 + 25 + 35 + 35	2.15	2.15	2.44	2.44	3.41	3.41			16.0	4.430	19.5	99
22 + 22 + 25 + 25 + 35 + 42	2.06	2.06	2.34	2.34	3.27	3.93			16.0	4.180	18.4	99
22 + 22 + 25 + 25 + 35 + 50	1.97	1.97	2.23	2.23	3.13	4.47			16.0	3.930	17.3	99
22 + 22 + 25 + 25 + 42 + 42	1.98	1.98	2.25	2.25	3.78	3.78			16.0	3.960	17.4	99
22 + 22 + 25 + 35 + 35 + 35	2.02	2.02	2.30	3.22	3.22	3.22			16.0	4.080	17.9	99
22 + 22 + 25 + 35 + 35 + 42	1.94	1.94	2.21	3.09	3.09	3.71			16.0	3.870	17.0	99
22 + 22 + 35 + 35 + 35 + 35	1.91	1.91	3.04	3.04	3.04	3.04			16.0	3.790	16.6	99
22 + 25 + 25 + 25 + 25 + 25	2.39	2.72	2.72	2.72	2.72	2.72			16.0	5.160	22.7	99
22 + 25 + 25 + 25 + 25 + 35	2.24	2.55	2.55	2.55	2.55	3.57			16.0	4.700	20.6	99
22 + 25 + 25 + 25 + 25 + 42	2.15	2.44	2.44	2.44	2.44	4.10			16.0	4.430	19.5	99
22 + 25 + 25 + 25 + 25 + 50	2.05	2.33	2.33	2.33	2.33	4.65			16.0	4.150	18.2	99
22 + 25 + 25 + 25 + 25 + 60	1.93	2.20	2.20	2.20	2.20	5.27			16.0	3.850	16.9	99
22 + 25 + 25 + 25 + 35 + 35	2.11	2.40	2.40	2.40	3.35	3.35			16.0	4.320	19.0	99
22 + 25 + 25 + 25 + 35 + 42	2.02	2.30	2.30	2.30	3.22	3.86			16.0	4.080	17.9	99
22 + 25 + 25 + 25 + 35 + 50	1.93	2.20	2.20	2.20	3.08	4.40			16.0	3.850	16.9	99
22 + 25 + 25 + 25 + 42 + 42	1.94	2.21	2.21	2.21	3.71	3.71			16.0	3.870	17.0	99
22 + 25 + 25 + 35 + 35 + 35	1.99	2.26	2.26	3.16	3.16	3.16			16.0	3.990	17.5	99
22 + 25 + 25 + 35 + 35 + 42	1.91	2.17	2.17	3.04	3.04	3.65			16.0	3.790	16.6	99
25 + 25 + 25 + 25 + 25 + 25	2.67	2.67	2.67	2.67	2.67	2.67			16.0	5.020	22.0	99
25 + 25 + 25 + 25 + 25 + 35	2.50	2.50	2.50	2.50	2.50	3.50			16.0	4.580	20.1	99
25 + 25 + 25 + 25 + 25 + 42	2.40	2.40	2.40	2.40	2.40	4.02			16.0	4.320	19.0	99
25 + 25 + 25 + 25 + 25 + 50	2.29	2.29	2.29	2.29	2.29	4.57			16.0	4.050	17.8	99
25 + 25 + 25 + 25 + 25 + 60	2.16	2.16	2.16	2.16	2.16	5.19			16.0	3.760	16.5	99
25 + 25 + 25 + 25 + 35 + 35	2.35	2.35	2.35	2.35	3.29	3.29			16.0	4.210	18.5	99
25 + 25 + 25 + 25 + 35 + 42	2.26	2.26	2.26	2.26	3.16	3.80			16.0	3.990	17.5	99
25 + 25 + 25 + 25 + 35 + 50	2.16	2.16	2.16	2.16	3.03	4.32			16.0	3.760	16.5	99
25 + 25 + 25 + 25 + 42 + 42	2.17	2.17	2.17	2.17	3.65	3.65			16.0	3.790	16.6	99
25 + 25 + 25 + 35 + 35 + 35	2.22	2.22	2.22	3.11	3.11	3.11			16.0	3.900	17.1	99
22 + 22 + 22 + 22 + 22 + 22 + 22	2.29	2.29	2.29	2.29	2.29	2.29	2.29		16.0	4.830	21.2	99
22 + 22 + 22 + 22 + 22 + 22 + 25	2.24	2.24	2.24	2.24	2.24	2.24	2.55		16.0	4.700	20.6	99
22 + 22 + 22 + 22 + 22 + 22 + 35	2.11	2.11	2.11	2.11	2.11	2.11	3.35		16.0	4.320	19.0	99
22 + 22 + 22 + 22 + 22 + 22 + 42	2.02	2.02	2.02	2.02	2.02	2.02	3.86		16.0	4.080	17.9	99
22 + 22 + 22 + 22 + 22 + 22 + 50	1.93	1.93	1.93	1.93	1.93	1.93	4.40		16.0	3.850	16.9	99
22 + 22 + 22 + 22 + 22 + 25 + 25	2.20	2.20	2.20	2.20	2.20	2.50	2.50		16.0	4.580	20.1	99
22 + 22 + 22 + 22 + 22 + 25 + 35	2.07	2.07	2.07	2.07	2.07	2.35	3.29		16.0	4.210	18.5	99
22 + 22 + 22 + 22 + 22 + 25 + 42	1.99	1.99	1.99	1.99	1.99	2.26	3.80		16.0	3.990	17.5	99
22 + 22 + 22 + 22 + 22 + 25 + 50	1.90	1.90	1.90	1.90	1.90	2.16	4.32		16.0	3.760	16.5	99
22 + 22 + 22 + 22 + 22 + 35 + 35	1.96	1.96	1.96	1.96	1.96	3.11	3.11		16.0	3.900	17.1	99
22 + 22 + 22 + 22 + 25 + 25 + 25	2.16	2.16	2.16	2.16	2.45	2.45	2.45		16.0	4.460	19.6	99
22 + 22 + 22 + 22 + 25 + 25 + 35	2.03	2.03	2.03	2.03	2.31	2.31	3.24		16.0	4.120	18.1	99
22 + 22 + 22 + 22 + 25 + 25 + 42	1.96	1.96	1.96	1.96	2.22	2.22	3.73		16.0	3.900	17.1	99
22 + 22 + 22 + 22 + 25 + 35 + 35	1.92	1.92	1.92	1.92	2.19	3.06	3.06		16.0	3.820	16.8	99
22 + 22 + 22 + 25 + 25 + 25 + 25	2.12	2.12	2.12	2.41	2.41	2.41	2.41		16.0	4.350	19.1	99
22 + 22 + 22 + 25 + 25 + 25 + 35	2.00	2.00	2.00	2.27	2.27	2.27	3.18		16.0	4.020	17.7	99
22 + 22 + 22 + 25 + 25 + 25 + 42	1.92	1.92	1.92	2.19	2.19	2.19	3.67		16.0	3.820	16.8	99
22 + 22 + 25 + 25 + 25 + 25 + 25	2.08	2.08	2.37	2.37	2.37	2.37	2.37		16.0	4.250	18.7	99
22 + 22 + 25 + 25 + 25 + 25 + 35	1.97	1.97	2.23	2.23	2.23	2.23	3.13		16.0	3.930	17.3	99
22 + 25 + 25 + 25 + 25 + 25 + 25	2.05	2.33	2.33	2.33	2.33	2.33	2.33		16.0	4.150	18.2	99
22 + 25 + 25 + 25 + 25 + 25 + 35	1.93	2.20	2.20	2.20	2.20	2.20	3.08		16.0	3.850	16.9	99
25 + 25 + 25 + 25 + 25 + 25 + 25	2.29	2.29	2.29	2.29	2.29	2.29	2.29		16.0	4.050	17.8	99
25 + 25 + 25 + 25 + 25 + 25 + 35	2.16	2.16	2.16	2.16	2.16	2.16	3.03		16.0	3.760	16.5	99
22 + 22 + 22 + 22 + 22 + 22 + 22 + 22	2.00	2.00	2.00	2.00	2.00	2.00	2.00	2.00	16.0	4.020	17.7	99
22 + 22 + 22 + 22 + 22 + 22 + 22 + 25	1.97	1.97	1.97	1.97	1.97	1.97	2.23	2.23	16.0	3.930	17.3	99
22 + 22 + 22 + 22 + 22 + 22 + 25 + 25	1.93	1.93	1.93	1.93	1.93	1.93	2.20	2.20	16.0	3.850	16.9	99
22 + 22 + 22 + 22 + 22 + 25 + 25 + 25	1.90	1.90	1.90	1.90	1.90	2.16	2.16	2.16	16.0	3.760	16.5	99

Combination Table

MXZ-8B160VA

Note: Electrical data is for outdoor unit only.

Indoor Units Combination	Cooling Capacity (kW)								Total	Outdoor Unit Power Consumption (kW)	Current (A)	Power Factor (%)
	Unit A	Unit B	Unit C	Unit D	Unit E	Unit F	Unit G	Unit H				
22	2.20								2.2	1.050	4.6	99
25	2.50								2.5	1.140	5.0	99
35	3.50								3.5	1.410	6.2	99
42	4.20								4.2	1.550	6.8	99
50	5.00								5.0	1.700	7.5	99
60	6.00								6.0	2.000	8.8	99
71	7.10								7.1	2.310	10.1	99
80	8.00								8.0	2.560	11.2	99
100	10.00								10.0	3.090	13.6	99
22 + 22	2.20	2.20							4.4	1.590	7.0	99
22 + 25	2.20	2.50							4.7	1.650	7.2	99
22 + 35	2.20	3.50							5.7	1.910	8.4	99
22 + 42	2.20	4.20							6.4	2.110	9.3	99
22 + 50	2.20	5.00							7.2	2.340	10.3	99
22 + 60	2.20	6.00							8.2	2.620	11.5	99
22 + 71	2.20	7.10							9.3	2.910	12.8	99
22 + 80	2.20	8.00							10.2	3.180	14.0	99
22 + 100	2.20	10.00							12.2	4.190	18.4	99
25 + 25	2.50	2.50							5.0	1.700	7.5	99
25 + 35	2.50	3.50							6.0	2.000	8.8	99
25 + 42	2.50	4.20							6.7	2.200	9.7	99
25 + 50	2.50	5.00							7.5	2.430	10.7	99
25 + 60	2.50	6.00							8.5	2.700	11.9	99
25 + 71	2.50	7.10							9.6	2.990	13.1	99
25 + 80	2.50	8.00							10.5	3.320	14.6	99
25 + 100	2.50	10.00							12.5	4.360	19.1	99
35 + 35	3.50	3.50							7.0	2.290	10.1	99
35 + 42	3.50	4.20							7.7	2.480	10.9	99
35 + 50	3.50	5.00							8.5	2.700	11.9	99
35 + 60	3.50	6.00							9.5	2.960	13.0	99
35 + 71	3.50	7.10							10.6	3.370	14.8	99
35 + 80	3.50	8.00							11.5	3.810	16.7	99
35 + 100	3.50	10.00							13.5	4.970	21.8	99
42 + 42	4.20	4.20							8.4	2.670	11.7	99
42 + 50	4.20	5.00							9.2	2.880	12.6	99
42 + 60	4.20	6.00							10.2	3.180	14.0	99
42 + 71	4.20	7.10							11.3	3.710	16.3	99
42 + 80	4.20	8.00							12.2	4.190	18.4	99
42 + 100	4.20	10.00							14.2	5.670	24.9	99
50 + 50	5.00	5.00							10.0	3.090	13.6	99
50 + 60	5.00	6.00							11.0	3.560	15.6	99
50 + 71	5.00	7.10							12.1	4.140	18.2	99
50 + 80	5.00	8.00							13.0	4.660	20.5	99
50 + 100	5.00	10.00							15.0	6.790	29.8	99
60 + 60	6.00	6.00							12.0	4.080	17.9	99
60 + 71	6.00	7.10							13.1	4.720	20.7	99
60 + 80	6.00	8.00							14.0	5.460	24.0	99
60 + 100	5.81	9.69							15.5	6.520	28.6	99
71 + 71	7.10	7.10							14.2	5.670	24.9	99
71 + 80	7.10	8.00							15.1	6.830	30.0	99
71 + 100	6.44	9.06							15.5	5.870	25.8	99
80 + 80	7.75	7.75							15.5	6.520	28.6	99
80 + 100	6.89	8.61							15.5	5.430	23.8	99
100 + 100	7.75	7.75							15.5	4.650	20.4	99
22 + 22 + 22	2.20	2.20	2.20						6.6	2.170	9.5	99
22 + 22 + 25	2.20	2.20	2.50						6.9	2.260	9.9	99
22 + 22 + 35	2.20	2.20	3.50						7.9	2.540	11.2	99
22 + 22 + 42	2.20	2.20	4.20						8.6	2.730	12.0	99
22 + 22 + 50	2.20	2.20	5.00						9.4	2.940	12.9	99
22 + 22 + 60	2.20	2.20	6.00						10.4	3.270	14.4	99
22 + 22 + 71	2.20	2.20	7.10						11.5	3.810	16.7	99
22 + 22 + 80	2.20	2.20	8.00						12.4	4.300	18.9	99
22 + 22 + 100	2.20	2.20	10.00						14.4	5.890	25.9	99
22 + 25 + 25	2.20	2.50	2.50						7.2	2.340	10.3	99
22 + 25 + 35	2.20	2.50	3.50						8.2	2.620	11.5	99
22 + 25 + 42	2.20	2.50	4.20						8.9	2.810	12.3	99
22 + 25 + 50	2.20	2.50	5.00						9.7	3.010	13.2	99
22 + 25 + 60	2.20	2.50	6.00						10.7	3.410	15.0	99
22 + 25 + 71	2.20	2.50	7.10						11.8	3.970	17.4	99
22 + 25 + 80	2.20	2.50	8.00						12.7	4.480	19.7	99
22 + 25 + 100	2.20	2.50	10.00						14.7	6.240	27.4	99
22 + 35 + 35	2.20	3.50	3.50						9.2	2.880	12.6	99
22 + 35 + 42	2.20	3.50	4.20						9.9	3.060	13.4	99
22 + 35 + 50	2.20	3.50	5.00						10.7	3.410	15.0	99
22 + 35 + 60	2.20	3.50	6.00						11.7	3.920	17.2	99
22 + 35 + 71	2.20	3.50	7.10						12.8	4.540	19.9	99
22 + 35 + 80	2.20	3.50	8.00						13.7	5.100	22.4	99
22 + 35 + 100	2.17	3.46	9.87						15.5	6.720	29.5	99
22 + 42 + 42	2.20	4.20	4.20						10.6	3.370	14.8	99
22 + 42 + 50	2.20	4.20	5.00						11.4	3.760	16.5	99

MXZ-8B160VA

Note: Electrical data is for outdoor unit only.

Indoor Units Combination	Cooling Capacity (kW)								Total	Outdoor Unit Power Consumption (kW)	Current (A)	Power Factor (%)
	Unit A	Unit B	Unit C	Unit D	Unit E	Unit F	Unit G	Unit H				
22 + 42 + 60	2.20	4.20	6.00						12.4	4.300	18.9	99
22 + 42 + 71	2.20	4.20	7.10						13.5	4.970	21.8	99
22 + 42 + 80	2.20	4.20	8.00						14.4	5.890	25.9	99
22 + 42 + 100	2.08	3.97	9.45						15.5	6.260	27.5	99
22 + 50 + 50	2.20	5.00	5.00						12.2	4.190	18.4	99
22 + 50 + 60	2.20	5.00	6.00						13.2	4.780	21.0	99
22 + 50 + 71	2.20	5.00	7.10						14.3	5.780	25.4	99
22 + 50 + 80	2.20	5.00	8.00						15.2	6.880	30.2	99
22 + 50 + 100	1.98	4.51	9.01						15.5	5.810	25.5	99
22 + 60 + 60	2.20	6.00	6.00						14.2	5.670	24.9	99
22 + 60 + 71	2.20	6.00	7.10						15.3	6.920	30.4	99
22 + 60 + 80	2.10	5.74	7.65						15.5	6.390	28.1	99
22 + 60 + 100	1.87	5.11	8.52						15.5	5.340	23.5	99
22 + 71 + 71	2.08	6.71	6.71						15.5	6.260	27.5	99
22 + 71 + 80	1.97	6.36	7.17						15.5	5.760	25.3	99
22 + 71 + 100	1.77	5.70	8.03						15.5	4.890	21.5	99
22 + 80 + 80	1.87	6.81	6.81						15.5	5.340	23.5	99
22 + 80 + 100	1.69	6.14	7.67						15.5	4.580	20.1	99
25 + 25 + 25	2.50	2.50	2.50						7.5	2.430	10.7	99
25 + 25 + 35	2.50	2.50	3.50						8.5	2.700	11.9	99
25 + 25 + 42	2.50	2.50	4.20						9.2	2.880	12.6	99
25 + 25 + 50	2.50	2.50	5.00						10.0	3.090	13.6	99
25 + 25 + 60	2.50	2.50	6.00						11.0	3.560	15.6	99
25 + 25 + 71	2.50	2.50	7.10						12.1	4.140	18.2	99
25 + 25 + 80	2.50	2.50	8.00						13.0	4.660	20.5	99
25 + 25 + 100	2.50	2.50	10.00						15.0	6.790	29.8	99
25 + 35 + 35	2.50	3.50	3.50						9.5	2.960	13.0	99
25 + 35 + 42	2.50	3.50	4.20						10.2	3.180	14.0	99
25 + 35 + 50	2.50	3.50	5.00						11.0	3.560	15.6	99
25 + 35 + 60	2.50	3.50	6.00						12.0	4.080	17.9	99
25 + 35 + 71	2.50	3.50	7.10						13.1	4.720	20.7	99
25 + 35 + 80	2.50	3.50	8.00						14.0	5.460	24.0	99
25 + 35 + 100	2.42	3.39	9.69						15.5	6.520	28.6	99
25 + 42 + 42	2.50	4.20	4.20						10.9	3.510	15.4	99
25 + 42 + 50	2.50	4.20	5.00						11.7	3.920	17.2	99
25 + 42 + 60	2.50	4.20	6.00						12.7	4.480	19.7	99
25 + 42 + 71	2.50	4.20	7.10						13.8	5.160	22.7	99
25 + 42 + 80	2.50	4.20	8.00						14.7	6.240	27.4	99
25 + 42 + 100	2.32	3.90	9.28						15.5	6.090	26.7	99
25 + 50 + 50	2.50	5.00	5.00						12.5	4.360	19.1	99
25 + 50 + 60	2.50	5.00	6.00						13.5	4.970	21.8	99
25 + 50 + 71	2.50	5.00	7.10						14.6	6.120	26.9	99
25 + 50 + 80	2.50	5.00	8.00						15.5	6.860	30.1	99
25 + 50 + 100	2.21	4.43	8.86						15.5	5.660	24.9	99
25 + 60 + 60	2.50	6.00	6.00						14.5	6.000	26.4	99
25 + 60 + 71	2.48	5.96	7.05						15.5	6.790	29.8	99
25 + 60 + 80	2.35	5.64	7.52						15.5	6.200	27.2	99
25 + 60 + 100	2.09	5.03	8.38						15.5	5.210	22.9	99
25 + 71 + 71	2.32	6.59	6.59						15.5	6.090	26.7	99
25 + 71 + 80	2.20	6.25	7.05						15.5	5.610	24.6	99
25 + 71 + 100	1.98	5.61	7.91						15.5	4.780	21.0	99
25 + 80 + 80	2.09	6.70	6.70						15.5	5.210	22.9	99
35 + 35 + 35	3.50	3.50	3.50						10.5	3.320	14.6	99
35 + 35 + 42	3.50	3.50	4.20						11.2	3.660	16.1	99
35 + 35 + 50	3.50	3.50	5.00						12.0	4.080	17.9	99
35 + 35 + 60	3.50	3.50	6.00						13.0	4.660	20.5	99
35 + 35 + 71	3.50	3.50	7.10						14.1	5.560	24.4	99
35 + 35 + 80	3.50	3.50	8.00						15.0	6.790	29.8	99
35 + 35 + 100	3.19	3.19	9.12						15.5	5.920	26.0	99
35 + 42 + 42	3.50	4.20	4.20						11.9	4.030	17.7	99
35 + 42 + 50	3.50	4.20	5.00						12.7	4.480	19.7	99
35 + 42 + 60	3.50	4.20	6.00						13.7	5.100	22.4	99
35 + 42 + 71	3.50	4.20	7.10						14.8	6.360	27.9	99
35 + 42 + 80	3.46	4.15	7.90						15.5	6.720	29.5	99
35 + 42 + 100	3.06	3.68	8.76						15.5	5.560	24.4	99
35 + 50 + 50	3.50	5.00	5.00						13.5	4.970	21.8	99
35 + 50 + 60	3.50	5.00	6.00						14.5	6.000	26.4	99
35 + 50 + 71	3.48	4.97	7.05						15.5	6.790	29.8	99
35 + 50 + 80	3.29	4.70	7.52						15.5	6.200	27.2	99
35 + 50 + 100	2.93	4.19	8.38						15.5	5.210	22.9	99
35 + 60 + 60	3.50	6.00	6.00						15.5	6.860	30.1	99
35 + 60 + 71	3.27	5.60	6.63						15.5	6.140	27.0	99
35 + 60 + 80	3.10	5.31	7.09						15.5	5.660	24.9	99
35 + 60 + 100	2.78	4.77	7.95						15.5	4.820	21.2	99
35 + 71 + 71	3.06	6.22	6.22						15.5	5.560	24.4	99
35 + 71 + 80	2.92	5.92	6.67						15.5	5.170	22.7	99
35 + 80 + 80	2.78	6.36	6.36						15.5	4.820	21.2	99
42 + 42 + 42	4.20	4.20	4.20						12.6	4.420	19.4	99
42 + 42 + 50	4.20	4.20	5.00						13.4	4.910	21.6	99
42 + 42 + 60	4.20	4.20	6.00						14.4	5.890	25.9	99

Indoor Units Combination	Cooling Capacity (kW)									Outdoor Unit Power Consumption (kW)	Current (A)	Power Factor (%)
	Unit A	Unit B	Unit C	Unit D	Unit E	Unit F	Unit G	Unit H	Total			
42 + 42 + 71	4.20	4.20	7.10						15.5	6.860	30.1	99
42 + 42 + 80	3.97	3.97	7.56						15.5	6.260	27.5	99
42 + 42 + 100	3.54	3.54	8.42						15.5	5.250	23.1	99
42 + 50 + 50	4.20	5.00	5.00						14.2	5.670	24.9	99
42 + 50 + 60	4.20	5.00	6.00						15.2	6.880	30.2	99
42 + 50 + 71	3.99	4.75	6.75						15.5	6.320	27.8	99
42 + 50 + 80	3.78	4.51	7.21						15.5	5.810	25.5	99
42 + 50 + 100	3.39	4.04	8.07						15.5	4.930	21.7	99
42 + 60 + 60	4.02	5.74	5.74						15.5	6.390	28.1	99
42 + 60 + 71	3.76	5.38	6.36						15.5	5.760	25.3	99
42 + 60 + 80	3.58	5.11	6.81						15.5	5.340	23.5	99
42 + 60 + 100	3.22	4.60	7.67						15.5	4.580	20.1	99
42 + 71 + 71	3.54	5.98	5.98						15.5	5.250	23.1	99
42 + 71 + 80	3.37	5.70	6.42						15.5	4.890	21.5	99
42 + 80 + 80	3.22	6.14	6.14						15.5	4.580	20.1	99
50 + 50 + 50	5.00	5.00	5.00						15.0	6.790	29.8	99
50 + 50 + 60	4.84	4.84	5.81						15.5	6.520	28.6	99
50 + 50 + 71	4.53	4.53	6.44						15.5	5.870	25.8	99
50 + 50 + 80	4.31	4.31	6.89						15.5	5.430	23.8	99
50 + 50 + 100	3.88	3.88	7.75						15.5	4.650	20.4	99
50 + 60 + 60	4.56	5.47	5.47						15.5	5.920	26.0	99
50 + 60 + 71	4.28	5.14	6.08						15.5	5.380	23.6	99
50 + 60 + 80	4.08	4.89	6.53						15.5	5.010	22.0	99
50 + 71 + 71	4.04	5.73	5.73						15.5	4.930	21.7	99
50 + 71 + 80	3.86	5.48	6.17						15.5	4.610	20.2	99
60 + 60 + 60	5.17	5.17	5.17						15.5	5.430	23.8	99
60 + 60 + 71	4.87	4.87	5.76						15.5	4.970	21.8	99
60 + 60 + 80	4.65	4.65	6.20						15.5	4.650	20.4	99
60 + 71 + 71	4.60	5.45	5.45						15.5	4.580	20.1	99
22 + 22 + 22 + 22	2.20	2.20	2.20	2.20					8.8	2.780	12.2	99
22 + 22 + 22 + 25	2.20	2.20	2.20	2.50					9.1	2.860	12.6	99
22 + 22 + 22 + 35	2.20	2.20	2.20	3.50					10.1	3.130	13.7	99
22 + 22 + 22 + 42	2.20	2.20	2.20	4.20					10.8	3.460	15.2	99
22 + 22 + 22 + 50	2.20	2.20	2.20	5.00					11.6	3.870	17.0	99
22 + 22 + 22 + 60	2.20	2.20	2.20	6.00					12.6	4.420	19.4	99
22 + 22 + 22 + 71	2.20	2.20	2.20	7.10					13.7	5.100	22.4	99
22 + 22 + 22 + 80	2.20	2.20	2.20	8.00					14.6	6.120	26.9	99
22 + 22 + 22 + 100	2.05	2.05	2.05	9.34					15.5	6.140	27.0	99
22 + 22 + 25 + 25	2.20	2.20	2.50	2.50					9.4	2.940	12.9	99
22 + 22 + 25 + 35	2.20	2.20	2.50	3.50					10.4	3.270	14.4	99
22 + 22 + 25 + 42	2.20	2.20	2.50	4.20					11.1	3.610	15.9	99
22 + 22 + 25 + 50	2.20	2.20	2.50	5.00					11.9	4.030	17.7	99
22 + 22 + 25 + 60	2.20	2.20	2.50	6.00					12.9	4.600	20.2	99
22 + 22 + 25 + 71	2.20	2.20	2.50	7.10					14.0	5.460	24.0	99
22 + 22 + 25 + 80	2.20	2.20	2.50	8.00					14.9	6.490	28.5	99
22 + 22 + 25 + 100	2.02	2.02	2.29	9.17					15.5	5.980	26.3	99
22 + 22 + 35 + 35	2.20	2.20	3.50	3.50					11.4	3.760	16.5	99
22 + 22 + 35 + 42	2.20	2.20	3.50	4.20					12.1	4.140	18.2	99
22 + 22 + 35 + 50	2.20	2.20	3.50	5.00					12.9	4.600	20.2	99
22 + 22 + 35 + 60	2.20	2.20	3.50	6.00					13.9	5.230	23.0	99
22 + 22 + 35 + 71	2.20	2.20	3.50	7.10					15.0	6.790	29.8	99
22 + 22 + 35 + 80	2.14	2.14	3.41	7.80					15.5	6.580	28.9	99
22 + 22 + 35 + 100	1.91	1.91	3.03	8.66					15.5	5.470	24.0	99
22 + 22 + 42 + 42	2.20	2.20	4.20	4.20					12.8	4.540	19.9	99
22 + 22 + 42 + 50	2.20	2.20	4.20	5.00					13.6	5.030	22.1	99
22 + 22 + 42 + 60	2.20	2.20	4.20	6.00					14.6	6.120	26.9	99
22 + 22 + 42 + 71	2.17	2.17	4.15	7.01					15.5	6.720	29.5	99
22 + 22 + 42 + 80	2.05	2.05	3.92	7.47					15.5	6.140	27.0	99
22 + 22 + 42 + 100	1.83	1.83	3.50	8.33					15.5	5.170	22.7	99
22 + 22 + 50 + 50	2.20	2.20	5.00	5.00					14.4	5.890	25.9	99
22 + 22 + 50 + 60	2.20	2.20	5.00	6.00					15.4	6.970	30.6	99
22 + 22 + 50 + 71	2.07	2.07	4.70	6.67					15.5	6.200	27.2	99
22 + 22 + 50 + 80	1.96	1.96	4.45	7.13					15.5	5.710	25.1	99
22 + 22 + 50 + 100	1.76	1.76	3.99	7.99					15.5	4.860	21.3	99
22 + 22 + 60 + 60	2.08	2.08	5.67	5.67					15.5	6.260	27.5	99
22 + 22 + 60 + 71	1.95	1.95	5.31	6.29					15.5	5.660	24.9	99
22 + 22 + 60 + 80	1.85	1.85	5.05	6.74					15.5	5.250	23.1	99
22 + 22 + 71 + 71	1.83	1.83	5.92	5.92					15.5	5.170	22.7	99
22 + 22 + 71 + 80	1.75	1.75	5.64	6.36					15.5	4.820	21.2	99
22 + 25 + 25 + 25	2.20	2.50	2.50	2.50					9.7	3.010	13.2	99
22 + 25 + 25 + 35	2.20	2.50	2.50	3.50					10.7	3.410	15.0	99
22 + 25 + 25 + 42	2.20	2.50	2.50	4.20					11.4	3.760	16.5	99
22 + 25 + 25 + 50	2.20	2.50	2.50	5.00					12.2	4.190	18.4	99
22 + 25 + 25 + 60	2.20	2.50	2.50	6.00					13.2	4.780	21.0	99
22 + 25 + 25 + 71	2.20	2.50	2.50	7.10					14.3	5.780	25.4	99
22 + 25 + 25 + 80	2.20	2.50	2.50	8.00					15.2	6.880	30.2	99
22 + 25 + 25 + 100	1.98	2.25	2.25	9.01					15.5	5.810	25.5	99
22 + 25 + 35 + 35	2.20	2.50	3.50	3.50					11.7	3.920	17.2	99
22 + 25 + 35 + 42	2.20	2.50	3.50	4.20					12.4	4.300	18.9	99
22 + 25 + 35 + 50	2.20	2.50	3.50	5.00					13.2	4.780	21.0	99

MXZ-8B160VA

Note: Electrical data is for outdoor unit only.

Indoor Units Combination	Cooling Capacity (kW)								Total	Outdoor Unit Power Consumption (kW)	Current (A)	Power Factor (%)
	Unit A	Unit B	Unit C	Unit D	Unit E	Unit F	Unit G	Unit H				
22 + 25 + 35 + 60	2.20	2.50	3.50	6.00					14.2	5.670	24.9	99
22 + 25 + 35 + 71	2.20	2.50	3.50	7.10					15.3	6.920	30.4	99
22 + 25 + 35 + 80	2.10	2.39	3.35	7.65					15.5	6.390	28.1	99
22 + 25 + 35 + 100	1.87	2.13	2.98	8.52					15.5	5.340	23.5	99
22 + 25 + 42 + 42	2.20	2.50	4.20	4.20					13.1	4.720	20.7	99
22 + 25 + 42 + 50	2.20	2.50	4.20	5.00					13.9	5.230	23.0	99
22 + 25 + 42 + 60	2.20	2.50	4.20	6.00					14.9	6.490	28.5	99
22 + 25 + 42 + 71	2.13	2.42	4.07	6.88					15.5	6.520	28.6	99
22 + 25 + 42 + 80	2.02	2.29	3.85	7.34					15.5	5.980	26.3	99
22 + 25 + 42 + 100	1.80	2.05	3.44	8.20					15.5	5.050	22.2	99
22 + 25 + 50 + 50	2.20	2.50	5.00	5.00					14.7	6.240	27.4	99
22 + 25 + 50 + 60	2.17	2.47	4.94	5.92					15.5	6.720	29.5	99
22 + 25 + 50 + 71	2.03	2.31	4.61	6.55					15.5	6.030	26.5	99
22 + 25 + 50 + 80	1.93	2.19	4.38	7.01					15.5	5.560	24.4	99
22 + 25 + 50 + 100	1.73	1.97	3.93	7.87					15.5	4.750	20.9	99
22 + 25 + 60 + 60	2.04	2.32	5.57	5.57					15.5	6.090	26.7	99
22 + 25 + 60 + 71	1.92	2.18	5.22	6.18					15.5	5.520	24.2	99
22 + 25 + 60 + 80	1.82	2.07	4.97	6.63					15.5	5.130	22.5	99
22 + 25 + 71 + 71	1.80	2.05	5.82	5.82					15.5	5.050	22.2	99
22 + 25 + 71 + 80	1.72	1.96	5.56	6.26					15.5	4.720	20.7	99
22 + 35 + 35 + 35	2.20	3.50	3.50	3.50					12.7	4.480	19.7	99
22 + 35 + 35 + 42	2.20	3.50	3.50	4.20					13.4	4.910	21.6	99
22 + 35 + 35 + 50	2.20	3.50	3.50	5.00					14.2	5.670	24.9	99
22 + 35 + 35 + 60	2.20	3.50	3.50	6.00					15.2	6.880	30.2	99
22 + 35 + 35 + 71	2.09	3.33	3.33	6.75					15.5	6.320	27.8	99
22 + 35 + 35 + 80	1.98	3.15	3.15	7.21					15.5	5.810	25.5	99
22 + 35 + 35 + 100	1.78	2.83	2.83	8.07					15.5	4.930	21.7	99
22 + 35 + 42 + 42	2.20	3.50	4.20	4.20					14.1	5.560	24.4	99
22 + 35 + 42 + 50	2.20	3.50	4.20	5.00					14.9	6.490	28.5	99
22 + 35 + 42 + 60	2.14	3.41	4.09	5.85					15.5	6.580	28.9	99
22 + 35 + 42 + 71	2.01	3.19	3.83	6.47					15.5	5.920	26.0	99
22 + 35 + 42 + 80	1.91	3.03	3.64	6.93					15.5	5.470	24.0	99
22 + 35 + 42 + 100	1.71	2.73	3.27	7.79					15.5	4.680	20.6	99
22 + 35 + 50 + 50	2.17	3.46	4.94	4.94					15.5	6.720	29.5	99
22 + 35 + 50 + 60	2.04	3.25	4.64	5.57					15.5	6.090	26.7	99
22 + 35 + 50 + 71	1.92	3.05	4.35	6.18					15.5	5.520	24.2	99
22 + 35 + 50 + 80	1.82	2.90	4.14	6.63					15.5	5.130	22.5	99
22 + 35 + 60 + 60	1.93	3.06	5.25	5.25					15.5	5.560	24.4	99
22 + 35 + 60 + 71	1.81	2.89	4.95	5.85					15.5	5.080	22.3	99
22 + 35 + 60 + 80	1.73	2.75	4.72	6.29					15.5	4.750	20.9	99
22 + 35 + 71 + 71	1.71	2.73	5.53	5.53					15.5	4.680	20.6	99
22 + 42 + 42 + 42	2.20	4.20	4.20	4.20					14.8	6.360	27.9	99
22 + 42 + 42 + 50	2.19	4.17	4.17	4.97					15.5	6.790	29.8	99
22 + 42 + 42 + 60	2.05	3.92	3.92	5.60					15.5	6.140	27.0	99
22 + 42 + 42 + 71	1.93	3.68	3.68	6.22					15.5	5.560	24.4	99
22 + 42 + 42 + 80	1.83	3.50	3.50	6.67					15.5	5.170	22.7	99
22 + 42 + 50 + 50	2.08	3.97	4.73	4.73					15.5	6.260	27.5	99
22 + 42 + 50 + 60	1.96	3.74	4.45	5.34					15.5	5.710	25.1	99
22 + 42 + 50 + 71	1.84	3.52	4.19	5.95					15.5	5.210	22.9	99
22 + 42 + 50 + 80	1.76	3.36	3.99	6.39					15.5	4.860	21.3	99
22 + 42 + 60 + 60	1.85	3.54	5.05	5.05					15.5	5.250	23.1	99
22 + 42 + 60 + 71	1.75	3.34	4.77	5.64					15.5	4.820	21.2	99
22 + 50 + 50 + 50	1.98	4.51	4.51	4.51					15.5	5.810	25.5	99
22 + 50 + 50 + 60	1.87	4.26	4.26	5.11					15.5	5.340	23.5	99
22 + 50 + 50 + 71	1.77	4.02	4.02	5.70					15.5	4.890	21.5	99
22 + 50 + 50 + 80	1.69	3.84	3.84	6.14					15.5	4.580	20.1	99
22 + 50 + 60 + 60	1.78	4.04	4.84	4.84					15.5	4.930	21.7	99
22 + 60 + 60 + 60	1.69	4.60	4.60	4.60					15.5	4.580	20.1	99
25 + 25 + 25 + 25	2.50	2.50	2.50	2.50					10.0	3.090	13.6	99
25 + 25 + 25 + 35	2.50	2.50	2.50	3.50					11.0	3.560	15.6	99
25 + 25 + 25 + 42	2.50	2.50	2.50	4.20					11.7	3.920	17.2	99
25 + 25 + 25 + 50	2.50	2.50	2.50	5.00					12.5	4.360	19.1	99
25 + 25 + 25 + 60	2.50	2.50	2.50	6.00					13.5	4.970	21.8	99
25 + 25 + 25 + 71	2.50	2.50	2.50	7.10					14.6	6.120	26.9	99
25 + 25 + 25 + 80	2.50	2.50	2.50	8.00					15.5	6.860	30.1	99
25 + 25 + 25 + 100	2.21	2.21	2.21	8.86					15.5	5.660	24.9	99
25 + 25 + 35 + 35	2.50	2.50	3.50	3.50					12.0	4.080	17.9	99
25 + 25 + 35 + 42	2.50	2.50	3.50	4.20					12.7	4.480	19.7	99
25 + 25 + 35 + 50	2.50	2.50	3.50	5.00					13.5	4.970	21.8	99
25 + 25 + 35 + 60	2.50	2.50	3.50	6.00					14.5	6.000	26.4	99
25 + 25 + 35 + 71	2.48	2.48	3.48	7.05					15.5	6.790	29.8	99
25 + 25 + 35 + 80	2.35	2.35	3.29	7.52					15.5	6.200	27.2	99
25 + 25 + 35 + 100	2.09	2.09	2.93	8.38					15.5	5.210	22.9	99
25 + 25 + 42 + 42	2.50	2.50	4.20	4.20					13.4	4.910	21.6	99
25 + 25 + 42 + 50	2.50	2.50	4.20	5.00					14.2	5.670	24.9	99
25 + 25 + 42 + 60	2.50	2.50	4.20	6.00					15.2	6.880	30.2	99
25 + 25 + 42 + 71	2.38	2.38	3.99	6.75					15.5	6.320	27.8	99
25 + 25 + 42 + 80	2.25	2.25	3.78	7.21					15.5	5.810	25.5	99
25 + 25 + 42 + 100	2.02	2.02	3.39	8.07					15.5	4.930	21.7	99
25 + 25 + 50 + 50	2.50	2.50	5.00	5.00					15.0	6.790	29.8	99

Indoor Units Combination	Cooling Capacity (kW)								Total	Outdoor Unit Power Consumption (kW)	Current (A)	Power Factor (%)
	Unit A	Unit B	Unit C	Unit D	Unit E	Unit F	Unit G	Unit H				
25 + 25 + 50 + 60	2.42	2.42	4.84	5.81					15.5	6.520	28.6	99
25 + 25 + 50 + 71	2.27	2.27	4.53	6.44					15.5	5.870	25.8	99
25 + 25 + 50 + 80	2.15	2.15	4.31	6.89					15.5	5.430	23.8	99
25 + 25 + 50 + 100	1.94	1.94	3.88	7.75					15.5	4.650	20.4	99
25 + 25 + 60 + 60	2.28	2.28	5.47	5.47					15.5	5.920	26.0	99
25 + 25 + 60 + 71	2.14	2.14	5.14	6.08					15.5	5.380	23.6	99
25 + 25 + 60 + 80	2.04	2.04	4.89	6.53					15.5	5.010	22.0	99
25 + 25 + 71 + 71	2.02	2.02	5.73	5.73					15.5	4.930	21.7	99
25 + 25 + 71 + 80	1.93	1.93	5.48	6.17					15.5	4.610	20.2	99
25 + 35 + 35 + 35	2.50	3.50	3.50	3.50					13.0	4.660	20.5	99
25 + 35 + 35 + 42	2.50	3.50	3.50	4.20					13.7	5.100	22.4	99
25 + 35 + 35 + 50	2.50	3.50	3.50	5.00					14.5	6.000	26.4	99
25 + 35 + 35 + 60	2.50	3.50	3.50	6.00					15.5	6.860	30.1	99
25 + 35 + 35 + 71	2.33	3.27	3.27	6.63					15.5	6.140	27.0	99
25 + 35 + 35 + 80	2.21	3.10	3.10	7.09					15.5	5.660	24.9	99
25 + 35 + 35 + 100	1.99	2.78	2.78	7.95					15.5	4.820	21.2	99
25 + 35 + 42 + 42	2.50	3.50	4.20	4.20					14.4	5.890	25.9	99
25 + 35 + 42 + 50	2.50	3.50	4.20	5.00					15.2	6.880	30.2	99
25 + 35 + 42 + 60	2.39	3.35	4.02	5.74					15.5	6.390	28.1	99
25 + 35 + 42 + 71	2.24	3.14	3.76	6.36					15.5	5.760	25.3	99
25 + 35 + 42 + 80	2.13	2.98	3.58	6.81					15.5	5.340	23.5	99
25 + 35 + 42 + 100	1.92	2.69	3.22	7.67					15.5	4.580	20.1	99
25 + 35 + 50 + 50	2.42	3.39	4.84	4.84					15.5	6.520	28.6	99
25 + 35 + 50 + 60	2.28	3.19	4.56	5.47					15.5	5.920	26.0	99
25 + 35 + 50 + 71	2.14	3.00	4.28	6.08					15.5	5.380	23.6	99
25 + 35 + 50 + 80	2.04	2.86	4.08	6.53					15.5	5.010	22.0	99
25 + 35 + 60 + 60	2.15	3.01	5.17	5.17					15.5	5.430	23.8	99
25 + 35 + 60 + 71	2.03	2.84	4.87	5.76					15.5	4.970	21.8	99
25 + 35 + 60 + 80	1.94	2.71	4.65	6.20					15.5	4.650	20.4	99
25 + 35 + 71 + 71	1.92	2.69	5.45	5.45					15.5	4.580	20.1	99
25 + 42 + 42 + 42	2.50	4.20	4.20	4.20					15.1	6.830	30.0	99
25 + 42 + 42 + 50	2.44	4.09	4.09	4.87					15.5	6.580	28.9	99
25 + 42 + 42 + 60	2.29	3.85	3.85	5.50					15.5	5.980	26.3	99
25 + 42 + 42 + 71	2.15	3.62	3.62	6.11					15.5	5.430	23.8	99
25 + 42 + 42 + 80	2.05	3.44	3.44	6.56					15.5	5.050	22.2	99
25 + 42 + 50 + 50	2.32	3.90	4.64	4.64					15.5	6.090	26.7	99
25 + 42 + 50 + 60	2.19	3.68	4.38	5.25					15.5	5.560	24.4	99
25 + 42 + 50 + 71	2.06	3.46	4.12	5.85					15.5	5.080	22.3	99
25 + 42 + 50 + 80	1.97	3.30	3.93	6.29					15.5	4.750	20.9	99
25 + 42 + 60 + 60	2.07	3.48	4.97	4.97					15.5	5.130	22.5	99
25 + 42 + 60 + 71	1.96	3.29	4.70	5.56					15.5	4.720	20.7	99
25 + 50 + 50 + 50	2.21	4.43	4.43	4.43					15.5	5.660	24.9	99
25 + 50 + 50 + 60	2.09	4.19	4.19	5.03					15.5	5.210	22.9	99
25 + 50 + 50 + 71	1.98	3.95	3.95	5.61					15.5	4.780	21.0	99
25 + 50 + 60 + 60	1.99	3.97	4.77	4.77					15.5	4.820	21.2	99
35 + 35 + 35 + 35	3.50	3.50	3.50	3.50					14.0	5.460	24.0	99
35 + 35 + 35 + 42	3.50	3.50	3.50	4.20					14.7	6.240	27.4	99
35 + 35 + 35 + 50	3.50	3.50	3.50	5.00					15.5	6.860	30.1	99
35 + 35 + 35 + 60	3.29	3.29	3.29	5.64					15.5	6.200	27.2	99
35 + 35 + 35 + 71	3.08	3.08	3.08	6.25					15.5	5.610	24.6	99
35 + 35 + 35 + 80	2.93	2.93	2.93	6.70					15.5	5.210	22.9	99
35 + 35 + 42 + 42	3.50	3.50	4.20	4.20					15.4	6.970	30.6	99
35 + 35 + 42 + 50	3.35	3.35	4.02	4.78					15.5	6.390	28.1	99
35 + 35 + 42 + 60	3.15	3.15	3.78	5.41					15.5	5.810	25.5	99
35 + 35 + 42 + 71	2.96	2.96	3.56	6.01					15.5	5.290	23.2	99
35 + 35 + 42 + 80	2.83	2.83	3.39	6.46					15.5	4.930	21.7	99
35 + 35 + 50 + 50	3.19	3.19	4.56	4.56					15.5	5.920	26.0	99
35 + 35 + 50 + 60	3.01	3.01	4.31	5.17					15.5	5.430	23.8	99
35 + 35 + 50 + 71	2.84	2.84	4.06	5.76					15.5	4.970	21.8	99
35 + 35 + 50 + 80	2.71	2.71	3.88	6.20					15.5	4.650	20.4	99
35 + 35 + 60 + 60	2.86	2.86	4.89	4.89					15.5	5.010	22.0	99
35 + 35 + 60 + 71	2.70	2.70	4.63	5.48					15.5	4.610	20.2	99
35 + 42 + 42 + 42	3.37	4.04	4.04	4.04					15.5	6.450	28.3	99
35 + 42 + 42 + 50	3.21	3.85	3.85	4.59					15.5	5.980	26.3	99
35 + 42 + 42 + 60	3.03	3.64	3.64	5.20					15.5	5.470	24.0	99
35 + 42 + 42 + 71	2.86	3.43	3.43	5.79					15.5	5.010	22.0	99
35 + 42 + 42 + 80	2.73	3.27	3.27	6.23					15.5	4.680	20.6	99
35 + 42 + 50 + 50	3.06	3.68	4.38	4.38					15.5	5.560	24.4	99
35 + 42 + 50 + 60	2.90	3.48	4.14	4.97					15.5	5.130	22.5	99
35 + 42 + 50 + 71	2.74	3.29	3.91	5.56					15.5	4.720	20.7	99
35 + 42 + 60 + 60	2.75	3.30	4.72	4.72					15.5	4.750	20.9	99
35 + 50 + 50 + 50	2.93	4.19	4.19	4.19					15.5	5.210	22.9	99
35 + 50 + 50 + 60	2.78	3.97	3.97	4.77					15.5	4.820	21.2	99
42 + 42 + 42 + 42	3.88	3.88	3.88	3.88					15.5	6.030	26.5	99
42 + 42 + 42 + 50	3.70	3.70	3.70	4.40					15.5	5.610	24.6	99
42 + 42 + 42 + 60	3.50	3.50	3.50	5.00					15.5	5.170	22.7	99
42 + 42 + 42 + 71	3.30	3.30	3.30	5.59					15.5	4.750	20.9	99
42 + 42 + 50 + 50	3.54	3.54	4.21	4.21					15.5	5.250	23.1	99
42 + 42 + 50 + 60	3.36	3.36	3.99	4.79					15.5	4.860	21.3	99
42 + 50 + 50 + 50	3.39	4.04	4.04	4.04					15.5	4.930	21.7	99

Indoor Units Combination	Cooling Capacity (kW)								Total	Outdoor Unit Power Consumption (kW)	Current (A)	Power Factor (%)
	Unit A	Unit B	Unit C	Unit D	Unit E	Unit F	Unit G	Unit H				
42 + 50 + 50 + 60	3.22	3.84	3.84	4.60					15.5	4.580	20.1	99
50 + 50 + 50 + 50	3.88	3.88	3.88	3.88					15.5	4.650	20.4	99
22 + 22 + 22 + 22 + 22	2.20	2.20	2.20	2.20	2.20				11.0	3.560	15.6	99
22 + 22 + 22 + 22 + 25	2.20	2.20	2.20	2.20	2.50				11.3	3.710	16.3	99
22 + 22 + 22 + 22 + 35	2.20	2.20	2.20	2.20	3.50				12.3	4.250	18.7	99
22 + 22 + 22 + 22 + 42	2.20	2.20	2.20	2.20	4.20				13.0	4.660	20.5	99
22 + 22 + 22 + 22 + 50	2.20	2.20	2.20	2.20	5.00				13.8	5.160	22.7	99
22 + 22 + 22 + 22 + 60	2.20	2.20	2.20	2.20	6.00				14.8	6.360	27.9	99
22 + 22 + 22 + 22 + 71	2.14	2.14	2.14	2.14	6.92				15.5	6.580	28.9	99
22 + 22 + 22 + 22 + 80	2.03	2.03	2.03	2.03	7.38				15.5	6.030	26.5	99
22 + 22 + 22 + 22 + 100	1.81	1.81	1.81	1.81	8.24				15.5	5.080	22.3	99
22 + 22 + 22 + 25 + 25	2.20	2.20	2.20	2.50	2.50				11.6	3.870	17.0	99
22 + 22 + 22 + 25 + 35	2.20	2.20	2.20	2.50	3.50				12.6	4.420	19.4	99
22 + 22 + 22 + 25 + 42	2.20	2.20	2.20	2.50	4.20				13.3	4.840	21.3	99
22 + 22 + 22 + 25 + 50	2.20	2.20	2.20	2.50	5.00				14.1	5.560	24.4	99
22 + 22 + 22 + 25 + 60	2.20	2.20	2.20	2.50	6.00				15.1	6.830	30.0	99
22 + 22 + 22 + 25 + 71	2.10	2.10	2.10	2.39	6.79				15.5	6.390	28.1	99
22 + 22 + 22 + 25 + 80	1.99	1.99	1.99	2.27	7.25				15.5	5.870	25.8	99
22 + 22 + 22 + 25 + 100	1.79	1.79	1.79	2.03	8.12				15.5	4.970	21.8	99
22 + 22 + 22 + 35 + 35	2.20	2.20	2.20	3.50	3.50				13.6	5.030	22.1	99
22 + 22 + 22 + 35 + 42	2.20	2.20	2.20	3.50	4.20				14.3	5.780	25.4	99
22 + 22 + 22 + 35 + 50	2.20	2.20	2.20	3.50	5.00				15.1	6.830	30.0	99
22 + 22 + 22 + 35 + 60	2.12	2.12	2.12	3.37	5.78				15.5	6.450	28.3	99
22 + 22 + 22 + 35 + 71	1.98	1.98	1.98	3.15	6.40				15.5	5.810	25.5	99
22 + 22 + 22 + 35 + 80	1.88	1.88	1.88	3.00	6.85				15.5	5.380	23.6	99
22 + 22 + 22 + 35 + 100	1.70	1.70	1.70	2.70	7.71				15.5	4.610	20.2	99
22 + 22 + 22 + 42 + 42	2.20	2.20	2.20	4.20	4.20				15.0	6.790	29.8	99
22 + 22 + 22 + 42 + 50	2.16	2.16	2.16	4.12	4.91				15.5	6.650	29.2	99
22 + 22 + 22 + 42 + 60	2.03	2.03	2.03	3.88	5.54				15.5	6.030	26.5	99
22 + 22 + 22 + 42 + 71	1.91	1.91	1.91	3.64	6.15				15.5	5.470	24.0	99
22 + 22 + 22 + 42 + 80	1.81	1.81	1.81	3.46	6.60				15.5	5.080	22.3	99
22 + 22 + 22 + 50 + 50	2.05	2.05	2.05	4.67	4.67				15.5	6.140	27.0	99
22 + 22 + 22 + 50 + 60	1.94	1.94	1.94	4.40	5.28				15.5	5.610	24.6	99
22 + 22 + 22 + 50 + 71	1.82	1.82	1.82	4.14	5.89				15.5	5.130	22.5	99
22 + 22 + 22 + 50 + 80	1.74	1.74	1.74	3.95	6.33				15.5	4.780	21.0	99
22 + 22 + 22 + 60 + 60	1.83	1.83	1.83	5.00	5.00				15.5	5.170	22.7	99
22 + 22 + 22 + 60 + 71	1.73	1.73	1.73	4.72	5.59				15.5	4.750	20.9	99
22 + 22 + 25 + 25 + 25	2.20	2.20	2.50	2.50	2.50				11.9	4.030	17.7	99
22 + 22 + 25 + 25 + 35	2.20	2.20	2.50	2.50	3.50				12.9	4.600	20.2	99
22 + 22 + 25 + 25 + 42	2.20	2.20	2.50	2.50	4.20				13.6	5.030	22.1	99
22 + 22 + 25 + 25 + 50	2.20	2.20	2.50	2.50	5.00				14.4	5.890	25.9	99
22 + 22 + 25 + 25 + 60	2.20	2.20	2.50	2.50	6.00				15.4	6.970	30.6	99
22 + 22 + 25 + 25 + 71	2.07	2.07	2.35	2.35	6.67				15.5	6.200	27.2	99
22 + 22 + 25 + 25 + 80	1.96	1.96	2.23	2.23	7.13				15.5	5.710	25.1	99
22 + 22 + 25 + 25 + 100	1.76	1.76	2.00	2.00	7.99				15.5	4.860	21.3	99
22 + 22 + 25 + 35 + 35	2.20	2.20	2.50	3.50	3.50				13.9	5.230	23.0	99
22 + 22 + 25 + 35 + 42	2.20	2.20	2.50	3.50	4.20				14.6	6.120	26.9	99
22 + 22 + 25 + 35 + 50	2.20	2.20	2.50	3.50	5.00				15.4	6.970	30.6	99
22 + 22 + 25 + 35 + 60	2.08	2.08	2.36	3.31	5.67				15.5	6.260	27.5	99
22 + 22 + 25 + 35 + 71	1.95	1.95	2.21	3.10	6.29				15.5	5.660	24.9	99
22 + 22 + 25 + 35 + 80	1.85	1.85	2.11	2.95	6.74				15.5	5.250	23.1	99
22 + 22 + 25 + 42 + 42	2.20	2.20	2.50	4.20	4.20				15.3	6.920	30.4	99
22 + 22 + 25 + 42 + 50	2.12	2.12	2.41	4.04	4.81				15.5	6.450	28.3	99
22 + 22 + 25 + 42 + 60	1.99	1.99	2.27	3.81	5.44				15.5	5.870	25.8	99
22 + 22 + 25 + 42 + 71	1.87	1.87	2.13	3.58	6.05				15.5	5.340	23.5	99
22 + 22 + 25 + 42 + 80	1.79	1.79	2.03	3.41	6.49				15.5	4.970	21.8	99
22 + 22 + 25 + 50 + 50	2.02	2.02	2.29	4.59	4.59				15.5	5.980	26.3	99
22 + 22 + 25 + 50 + 60	1.91	1.91	2.16	4.33	5.20				15.5	5.470	24.0	99
22 + 22 + 25 + 50 + 71	1.79	1.79	2.04	4.08	5.79				15.5	5.010	22.0	99
22 + 22 + 25 + 50 + 80	1.71	1.71	1.95	3.89	6.23				15.5	4.680	20.6	99
22 + 22 + 25 + 60 + 60	1.80	1.80	2.05	4.92	4.92				15.5	5.050	22.2	99
22 + 22 + 25 + 60 + 71	1.71	1.71	1.94	4.65	5.50				15.5	4.650	20.4	99
22 + 22 + 35 + 35 + 35	2.20	2.20	3.50	3.50	3.50				14.9	6.490	28.5	99
22 + 22 + 35 + 35 + 42	2.19	2.19	3.48	3.48	4.17				15.5	6.790	29.8	99
22 + 22 + 35 + 35 + 50	2.08	2.08	3.31	3.31	4.73				15.5	6.260	27.5	99
22 + 22 + 35 + 35 + 60	1.96	1.96	3.12	3.12	5.34				15.5	5.710	25.1	99
22 + 22 + 35 + 35 + 71	1.84	1.84	2.93	2.93	5.95				15.5	5.210	22.9	99
22 + 22 + 35 + 35 + 80	1.76	1.76	2.80	2.80	6.39				15.5	4.860	21.3	99
22 + 22 + 35 + 42 + 42	2.09	2.09	3.33	3.99	3.99				15.5	6.320	27.8	99
22 + 22 + 35 + 42 + 50	1.99	1.99	3.17	3.81	4.53				15.5	5.870	25.8	99
22 + 22 + 35 + 42 + 60	1.88	1.88	3.00	3.60	5.14				15.5	5.380	23.6	99
22 + 22 + 35 + 42 + 71	1.78	1.78	2.83	3.39	5.73				15.5	4.930	21.7	99
22 + 22 + 35 + 42 + 80	1.70	1.70	2.70	3.24	6.17				15.5	4.610	20.2	99
22 + 22 + 35 + 50 + 50	1.91	1.91	3.03	4.33	4.33				15.5	5.470	24.0	99
22 + 22 + 35 + 50 + 60	1.80	1.80	2.87	4.10	4.92				15.5	5.050	22.2	99
22 + 22 + 35 + 50 + 71	1.71	1.71	2.71	3.88	5.50				15.5	4.650	20.4	99
22 + 22 + 35 + 60 + 60	1.71	1.71	2.73	4.67	4.67				15.5	4.680	20.6	99
22 + 22 + 42 + 42 + 42	2.01	2.01	3.83	3.83	3.83				15.5	5.920	26.0	99
22 + 22 + 42 + 42 + 50	1.92	1.92	3.66	3.66	4.35				15.5	5.520	24.2	99
22 + 22 + 42 + 42 + 60	1.81	1.81	3.46	3.46	4.95				15.5	5.080	22.3	99

Indoor Units Combination	Cooling Capacity (kW)								Total	Outdoor Unit Power Consumption (kW)	Current (A)	Power Factor (%)
	Unit A	Unit B	Unit C	Unit D	Unit E	Unit F	Unit G	Unit H				
22 + 22 + 42 + 42 + 71	1.71	1.71	3.27	3.27	5.53				15.5	4.680	20.6	99
22 + 22 + 42 + 50 + 50	1.83	1.83	3.50	4.17	4.17				15.5	5.170	22.7	99
22 + 22 + 42 + 50 + 60	1.74	1.74	3.32	3.95	4.74				15.5	4.780	21.0	99
22 + 22 + 50 + 50 + 50	1.76	1.76	3.99	3.99	3.99				15.5	4.860	21.3	99
22 + 25 + 25 + 25 + 25	2.20	2.50	2.50	2.50	2.50				12.2	4.190	18.4	99
22 + 25 + 25 + 25 + 35	2.20	2.50	2.50	2.50	3.50				13.2	4.780	21.0	99
22 + 25 + 25 + 25 + 42	2.20	2.50	2.50	2.50	4.20				13.9	5.230	23.0	99
22 + 25 + 25 + 25 + 50	2.20	2.50	2.50	2.50	5.00				14.7	6.240	27.4	99
22 + 25 + 25 + 25 + 60	2.17	2.47	2.47	2.47	5.92				15.5	6.720	29.5	99
22 + 25 + 25 + 25 + 71	2.03	2.31	2.31	2.31	6.55				15.5	6.030	26.5	99
22 + 25 + 25 + 25 + 80	1.93	2.19	2.19	2.19	7.01				15.5	5.560	24.4	99
22 + 25 + 25 + 25 + 100	1.73	1.97	1.97	1.97	7.87				15.5	4.750	20.9	99
22 + 25 + 25 + 35 + 35	2.20	2.50	2.50	3.50	3.50				14.2	5.670	24.9	99
22 + 25 + 25 + 35 + 42	2.20	2.50	2.50	3.50	4.20				14.9	6.490	28.5	99
22 + 25 + 25 + 35 + 50	2.17	2.47	2.47	3.46	4.94				15.5	6.720	29.5	99
22 + 25 + 25 + 35 + 60	2.04	2.32	2.32	3.25	5.57				15.5	6.090	26.7	99
22 + 25 + 25 + 35 + 71	1.92	2.18	2.18	3.05	6.18				15.5	5.520	24.2	99
22 + 25 + 25 + 35 + 80	1.82	2.07	2.07	2.90	6.63				15.5	5.130	22.5	99
22 + 25 + 25 + 42 + 42	2.19	2.48	2.48	4.17	4.17				15.5	6.790	29.8	99
22 + 25 + 25 + 42 + 50	2.08	2.36	2.36	3.97	4.73				15.5	6.260	27.5	99
22 + 25 + 25 + 42 + 60	1.96	2.23	2.23	3.74	5.34				15.5	5.710	25.1	99
22 + 25 + 25 + 42 + 71	1.84	2.09	2.09	3.52	5.95				15.5	5.210	22.9	99
22 + 25 + 25 + 42 + 80	1.76	2.00	2.00	3.36	6.39				15.5	4.860	21.3	99
22 + 25 + 25 + 50 + 50	1.98	2.25	2.25	4.51	4.51				15.5	5.810	25.5	99
22 + 25 + 25 + 50 + 60	1.87	2.13	2.13	4.26	5.11				15.5	5.340	23.5	99
22 + 25 + 25 + 50 + 71	1.77	2.01	2.01	4.02	5.70				15.5	4.890	21.5	99
22 + 25 + 25 + 50 + 80	1.69	1.92	1.92	3.84	6.14				15.5	4.580	20.1	99
22 + 25 + 25 + 60 + 60	1.78	2.02	2.02	4.84	4.84				15.5	4.930	21.7	99
22 + 25 + 35 + 35 + 35	2.20	2.50	3.50	3.50	3.50				15.2	6.880	30.2	99
22 + 25 + 35 + 35 + 42	2.14	2.44	3.41	3.41	4.09				15.5	6.580	28.9	99
22 + 25 + 35 + 35 + 50	2.04	2.32	3.25	3.25	4.64				15.5	6.090	26.7	99
22 + 25 + 35 + 35 + 60	1.93	2.19	3.06	3.06	5.25				15.5	5.560	24.4	99
22 + 25 + 35 + 35 + 71	1.81	2.06	2.89	2.89	5.85				15.5	5.080	22.3	99
22 + 25 + 35 + 35 + 80	1.73	1.97	2.75	2.75	6.29				15.5	4.750	20.9	99
22 + 25 + 35 + 42 + 42	2.05	2.33	3.27	3.92	3.92				15.5	6.140	27.0	99
22 + 25 + 35 + 42 + 50	1.96	2.23	3.12	3.74	4.45				15.5	5.710	25.1	99
22 + 25 + 35 + 42 + 60	1.85	2.11	2.95	3.54	5.05				15.5	5.250	23.1	99
22 + 25 + 35 + 42 + 71	1.75	1.99	2.78	3.34	5.64				15.5	4.820	21.2	99
22 + 25 + 35 + 50 + 50	1.87	2.13	2.98	4.26	4.26				15.5	5.340	23.5	99
22 + 25 + 35 + 50 + 60	1.78	2.02	2.83	4.04	4.84				15.5	4.930	21.7	99
22 + 25 + 35 + 60 + 60	1.69	1.92	2.69	4.60	4.60				15.5	4.580	20.1	99
22 + 25 + 42 + 42 + 42	1.97	2.24	3.76	3.76	3.76				15.5	5.760	25.3	99
22 + 25 + 42 + 42 + 50	1.88	2.14	3.60	3.60	4.28				15.5	5.380	23.6	99
22 + 25 + 42 + 42 + 60	1.79	2.03	3.41	3.41	4.87				15.5	4.970	21.8	99
22 + 25 + 42 + 42 + 71	1.69	1.92	3.22	3.22	5.45				15.5	4.580	20.1	99
22 + 25 + 42 + 50 + 50	1.80	2.05	3.44	4.10	4.10				15.5	5.050	22.2	99
22 + 25 + 42 + 50 + 60	1.71	1.95	3.27	3.89	4.67				15.5	4.680	20.6	99
22 + 25 + 50 + 50 + 50	1.73	1.97	3.93	3.93	3.93				15.5	4.750	20.9	99
22 + 35 + 35 + 35 + 35	2.10	3.35	3.35	3.35	3.35				15.5	6.390	28.1	99
22 + 35 + 35 + 35 + 42	2.02	3.21	3.21	3.21	3.85				15.5	5.980	26.3	99
22 + 35 + 35 + 35 + 50	1.93	3.06	3.06	3.06	4.38				15.5	5.560	24.4	99
22 + 35 + 35 + 35 + 60	1.82	2.90	2.90	2.90	4.97				15.5	5.130	22.5	99
22 + 35 + 35 + 35 + 71	1.72	2.74	2.74	2.74	5.56				15.5	4.720	20.7	99
22 + 35 + 35 + 42 + 42	1.94	3.08	3.08	3.70	3.70				15.5	5.610	24.6	99
22 + 35 + 35 + 42 + 50	1.85	2.95	2.95	3.54	4.21				15.5	5.250	23.1	99
22 + 35 + 35 + 42 + 60	1.76	2.80	2.80	3.36	4.79				15.5	4.860	21.3	99
22 + 35 + 35 + 50 + 50	1.78	2.83	2.83	4.04	4.04				15.5	4.930	21.7	99
22 + 35 + 35 + 50 + 60	1.69	2.69	2.69	3.84	4.60				15.5	4.580	20.1	99
22 + 35 + 42 + 42 + 42	1.86	2.96	3.56	3.56	3.56				15.5	5.290	23.2	99
22 + 35 + 42 + 42 + 50	1.79	2.84	3.41	3.41	4.06				15.5	4.970	21.8	99
22 + 35 + 42 + 42 + 60	1.70	2.70	3.24	3.24	4.63				15.5	4.610	20.2	99
22 + 35 + 42 + 50 + 50	1.71	2.73	3.27	3.89	3.89				15.5	4.680	20.6	99
22 + 42 + 42 + 42 + 42	1.79	3.43	3.43	3.43	3.43				15.5	5.010	22.0	99
22 + 42 + 42 + 42 + 50	1.72	3.29	3.29	3.29	3.91				15.5	4.720	20.7	99
25 + 25 + 25 + 25 + 25	2.50	2.50	2.50	2.50	2.50				12.5	4.360	19.1	99
25 + 25 + 25 + 25 + 35	2.50	2.50	2.50	2.50	3.50				13.5	4.970	21.8	99
25 + 25 + 25 + 25 + 42	2.50	2.50	2.50	2.50	4.20				14.2	5.670	24.9	99
25 + 25 + 25 + 25 + 50	2.50	2.50	2.50	2.50	5.00				15.0	6.790	29.8	99
25 + 25 + 25 + 25 + 60	2.42	2.42	2.42	2.42	5.81				15.5	6.520	28.6	99
25 + 25 + 25 + 25 + 71	2.27	2.27	2.27	2.27	6.44				15.5	5.870	25.8	99
25 + 25 + 25 + 25 + 80	2.15	2.15	2.15	2.15	6.89				15.5	5.430	23.8	99
25 + 25 + 25 + 25 + 100	1.94	1.94	1.94	1.94	7.75				15.5	4.650	20.4	99
25 + 25 + 25 + 35 + 35	2.50	2.50	2.50	3.50	3.50				14.5	6.000	26.4	99
25 + 25 + 25 + 35 + 42	2.50	2.50	2.50	3.50	4.20				15.2	6.880	30.2	99
25 + 25 + 25 + 35 + 50	2.42	2.42	2.42	3.39	4.84				15.5	6.520	28.6	99
25 + 25 + 25 + 35 + 60	2.28	2.28	2.28	3.19	5.47				15.5	5.920	26.0	99
25 + 25 + 25 + 35 + 71	2.14	2.14	2.14	3.00	6.08				15.5	5.380	23.6	99
25 + 25 + 25 + 35 + 80	2.04	2.04	2.04	2.86	6.53				15.5	5.010	22.0	99
25 + 25 + 25 + 42 + 42	2.44	2.44	2.44	4.09	4.09				15.5	6.580	28.9	99
25 + 25 + 25 + 42 + 50	2.32	2.32	2.32	3.90	4.64				15.5	6.090	26.7	99

Indoor Units Combination	Cooling Capacity (kW)									Outdoor Unit Power Consumption (kW)	Current (A)	Power Factor (%)	
	Unit A	Unit B	Unit C	Unit D	Unit E	Unit F	Unit G	Unit H	Total				
25 + 25 + 25 + 42 + 60	2.19	2.19	2.19	3.68	5.25					15.5	5.560	24.4	99
25 + 25 + 25 + 42 + 71	2.06	2.06	2.06	3.46	5.85					15.5	5.080	22.3	99
25 + 25 + 25 + 42 + 80	1.97	1.97	1.97	3.30	6.29					15.5	4.750	20.9	99
25 + 25 + 25 + 50 + 50	2.21	2.21	2.21	4.43	4.43					15.5	5.660	24.9	99
25 + 25 + 25 + 50 + 60	2.09	2.09	2.09	4.19	5.03					15.5	5.210	22.9	99
25 + 25 + 25 + 50 + 71	1.98	1.98	1.98	3.95	5.61					15.5	4.780	21.0	99
25 + 25 + 25 + 60 + 60	1.99	1.99	1.99	4.77	4.77					15.5	4.820	21.2	99
25 + 25 + 35 + 35 + 35	2.50	2.50	3.50	3.50	3.50					15.5	6.860	30.1	99
25 + 25 + 35 + 35 + 42	2.39	2.39	3.35	3.35	4.02					15.5	6.390	28.1	99
25 + 25 + 35 + 35 + 50	2.28	2.28	3.19	3.19	4.56					15.5	5.920	26.0	99
25 + 25 + 35 + 35 + 60	2.15	2.15	3.01	3.01	5.17					15.5	5.430	23.8	99
25 + 25 + 35 + 35 + 71	2.03	2.03	2.84	2.84	5.76					15.5	4.970	21.8	99
25 + 25 + 35 + 35 + 80	1.94	1.94	2.71	2.71	6.20					15.5	4.650	20.4	99
25 + 25 + 35 + 42 + 42	2.29	2.29	3.21	3.85	3.85					15.5	5.980	26.3	99
25 + 25 + 35 + 42 + 50	2.19	2.19	3.06	3.68	4.38					15.5	5.560	24.4	99
25 + 25 + 35 + 42 + 60	2.07	2.07	2.90	3.48	4.97					15.5	5.130	22.5	99
25 + 25 + 35 + 42 + 71	1.96	1.96	2.74	3.29	5.56					15.5	4.720	20.7	99
25 + 25 + 35 + 50 + 50	2.09	2.09	2.93	4.19	4.19					15.5	5.210	22.9	99
25 + 25 + 35 + 50 + 60	1.99	1.99	2.78	3.97	4.77					15.5	4.820	21.2	99
25 + 25 + 42 + 42 + 42	2.20	2.20	3.70	3.70	3.70					15.5	5.610	24.6	99
25 + 25 + 42 + 42 + 50	2.11	2.11	3.54	3.54	4.21					15.5	5.250	23.1	99
25 + 25 + 42 + 42 + 60	2.00	2.00	3.36	3.36	4.79					15.5	4.860	21.3	99
25 + 25 + 42 + 50 + 50	2.02	2.02	3.39	4.04	4.04					15.5	4.930	21.7	99
25 + 25 + 42 + 50 + 60	1.92	1.92	3.22	3.84	4.60					15.5	4.580	20.1	99
25 + 25 + 50 + 50 + 50	1.94	1.94	3.88	3.88	3.88					15.5	4.650	20.4	99
25 + 35 + 35 + 35 + 35	2.35	3.29	3.29	3.29	3.29					15.5	6.200	27.2	99
25 + 35 + 35 + 35 + 42	2.25	3.15	3.15	3.15	3.78					15.5	5.810	25.5	99
25 + 35 + 35 + 35 + 50	2.15	3.01	3.01	3.01	4.31					15.5	5.430	23.8	99
25 + 35 + 35 + 35 + 60	2.04	2.86	2.86	2.86	4.89					15.5	5.010	22.0	99
25 + 35 + 35 + 35 + 71	1.93	2.70	2.70	2.70	5.48					15.5	4.610	20.2	99
25 + 35 + 35 + 42 + 42	2.16	3.03	3.03	3.64	3.64					15.5	5.470	24.0	99
25 + 35 + 35 + 42 + 50	2.07	2.90	2.90	3.48	4.14					15.5	5.130	22.5	99
25 + 35 + 35 + 42 + 60	1.97	2.75	2.75	3.30	4.72					15.5	4.750	20.9	99
25 + 35 + 35 + 50 + 50	1.99	2.78	2.78	3.97	3.97					15.5	4.820	21.2	99
25 + 35 + 42 + 42 + 42	2.08	2.92	3.50	3.50	3.50					15.5	5.170	22.7	99
25 + 35 + 42 + 42 + 50	2.00	2.80	3.36	3.36	3.99					15.5	4.860	21.3	99
25 + 35 + 42 + 50 + 50	1.92	2.69	3.22	3.84	3.84					15.5	4.580	20.1	99
25 + 42 + 42 + 42 + 42	2.01	3.37	3.37	3.37	3.37					15.5	4.890	21.5	99
25 + 42 + 42 + 42 + 50	1.93	3.24	3.24	3.24	3.86					15.5	4.610	20.2	99
35 + 35 + 35 + 35 + 35	3.10	3.10	3.10	3.10	3.10					15.5	5.660	24.9	99
35 + 35 + 35 + 35 + 42	2.98	2.98	2.98	2.98	3.58					15.5	5.340	23.5	99
35 + 35 + 35 + 35 + 50	2.86	2.86	2.86	2.86	4.08					15.5	5.010	22.0	99
35 + 35 + 35 + 35 + 60	2.71	2.71	2.71	2.71	4.65					15.5	4.650	20.4	99
35 + 35 + 35 + 42 + 42	2.87	2.87	2.87	3.44	3.44					15.5	5.050	22.2	99
35 + 35 + 35 + 42 + 50	2.75	2.75	2.75	3.30	3.93					15.5	4.750	20.9	99
35 + 35 + 42 + 42 + 42	2.77	2.77	3.32	3.32	3.32					15.5	4.780	21.0	99
22 + 22 + 22 + 22 + 22 + 22	2.20	2.20	2.20	2.20	2.20	2.20				13.2	4.780	21.0	99
22 + 22 + 22 + 22 + 22 + 25	2.20	2.20	2.20	2.20	2.20	2.50				13.5	4.970	21.8	99
22 + 22 + 22 + 22 + 22 + 35	2.20	2.20	2.20	2.20	2.20	3.50				14.5	6.000	26.4	99
22 + 22 + 22 + 22 + 22 + 42	2.20	2.20	2.20	2.20	2.20	4.20				15.2	6.880	30.2	99
22 + 22 + 22 + 22 + 22 + 50	2.13	2.13	2.13	2.13	2.13	4.84				15.5	6.520	28.6	99
22 + 22 + 22 + 22 + 22 + 60	2.01	2.01	2.01	2.01	2.01	5.47				15.5	5.920	26.0	99
22 + 22 + 22 + 22 + 22 + 71	1.88	1.88	1.88	1.88	1.88	6.08				15.5	5.380	23.6	99
22 + 22 + 22 + 22 + 22 + 80	1.79	1.79	1.79	1.79	1.79	6.53				15.5	5.010	22.0	99
22 + 22 + 22 + 22 + 25 + 25	2.20	2.20	2.20	2.20	2.50	2.50				13.8	5.160	22.7	99
22 + 22 + 22 + 22 + 25 + 35	2.20	2.20	2.20	2.20	2.50	3.50				14.8	6.360	27.9	99
22 + 22 + 22 + 22 + 25 + 42	2.20	2.20	2.20	2.20	2.50	4.20				15.5	6.860	30.1	99
22 + 22 + 22 + 22 + 25 + 50	2.09	2.09	2.09	2.09	2.38	4.75				15.5	6.320	27.8	99
22 + 22 + 22 + 22 + 25 + 60	1.97	1.97	1.97	1.97	2.24	5.38				15.5	5.760	25.3	99
22 + 22 + 22 + 22 + 25 + 71	1.85	1.85	1.85	1.85	2.11	5.98				15.5	5.250	23.1	99
22 + 22 + 22 + 22 + 25 + 80	1.77	1.77	1.77	1.77	2.01	6.42				15.5	4.890	21.5	99
22 + 22 + 22 + 22 + 35 + 35	2.16	2.16	2.16	2.16	3.43	3.43				15.5	6.650	29.2	99
22 + 22 + 22 + 22 + 35 + 42	2.07	2.07	2.07	2.07	3.29	3.95				15.5	6.200	27.2	99
22 + 22 + 22 + 22 + 35 + 50	1.97	1.97	1.97	1.97	3.14	4.48				15.5	5.760	25.3	99
22 + 22 + 22 + 22 + 35 + 60	1.86	1.86	1.86	1.86	2.96	5.08				15.5	5.290	23.2	99
22 + 22 + 22 + 22 + 35 + 71	1.76	1.76	1.76	1.76	2.80	5.67				15.5	4.860	21.3	99
22 + 22 + 22 + 22 + 42 + 42	1.98	1.98	1.98	1.98	3.78	3.78				15.5	5.810	25.5	99
22 + 22 + 22 + 22 + 42 + 50	1.89	1.89	1.89	1.89	3.62	4.31				15.5	5.430	23.8	99
22 + 22 + 22 + 22 + 42 + 60	1.79	1.79	1.79	1.79	3.43	4.89				15.5	5.010	22.0	99
22 + 22 + 22 + 22 + 42 + 71	1.70	1.70	1.70	1.70	3.24	5.48				15.5	4.610	20.2	99
22 + 22 + 22 + 22 + 50 + 50	1.81	1.81	1.81	1.81	4.12	4.12				15.5	5.080	22.3	99
22 + 22 + 22 + 22 + 50 + 60	1.72	1.72	1.72	1.72	3.91	4.70				15.5	4.720	20.7	99
22 + 22 + 22 + 25 + 25 + 25	2.20	2.20	2.20	2.50	2.50	2.50				14.1	5.560	24.4	99
22 + 22 + 22 + 25 + 25 + 35	2.20	2.20	2.20	2.50	2.50	3.50				15.1	6.830	30.0	99
22 + 22 + 22 + 25 + 25 + 42	2.16	2.16	2.16	2.45	2.45	4.12				15.5	6.650	29.2	99
22 + 22 + 22 + 25 + 25 + 50	2.05	2.05	2.05	2.33	2.33	4.67				15.5	6.140	27.0	99
22 + 22 + 22 + 25 + 25 + 60	1.94	1.94	1.94	2.20	2.20	5.28				15.5	5.610	24.6	99
22 + 22 + 22 + 25 + 25 + 71	1.82	1.82	1.82	2.07	2.07	5.89				15.5	5.130	22.5	99
22 + 22 + 22 + 25 + 25 + 80	1.74	1.74	1.74	1.98	1.98	6.33				15.5	4.780	21.0	99
22 + 22 + 22 + 25 + 35 + 35	2.12	2.12	2.12	2.41	3.37	3.37				15.5	6.450	28.3	99

Indoor Units Combination	Cooling Capacity (kW)									Outdoor Unit Power Consumption (kW)	Current (A)	Power Factor (%)
	Unit A	Unit B	Unit C	Unit D	Unit E	Unit F	Unit G	Unit H	Total			
22 + 22 + 22 + 25 + 35 + 42	2.03	2.03	2.03	2.31	3.23	3.88			15.5	6.030	26.5	99
22 + 22 + 22 + 25 + 35 + 50	1.94	1.94	1.94	2.20	3.08	4.40			15.5	5.610	24.6	99
22 + 22 + 22 + 25 + 35 + 60	1.83	1.83	1.83	2.08	2.92	5.00			15.5	5.170	22.7	99
22 + 22 + 22 + 25 + 35 + 71	1.73	1.73	1.73	1.97	2.75	5.59			15.5	4.750	20.9	99
22 + 22 + 22 + 25 + 42 + 42	1.95	1.95	1.95	2.21	3.72	3.72			15.5	5.660	24.9	99
22 + 22 + 22 + 25 + 42 + 50	1.86	1.86	1.86	2.12	3.56	4.23			15.5	5.290	23.2	99
22 + 22 + 22 + 25 + 42 + 60	1.77	1.77	1.77	2.01	3.37	4.82			15.5	4.890	21.5	99
22 + 22 + 22 + 25 + 50 + 50	1.79	1.79	1.79	2.03	4.06	4.06			15.5	4.970	21.8	99
22 + 22 + 22 + 25 + 50 + 60	1.70	1.70	1.70	1.93	3.86	4.63			15.5	4.610	20.2	99
22 + 22 + 22 + 35 + 35 + 35	1.99	1.99	1.99	3.17	3.17	3.17			15.5	5.870	25.8	99
22 + 22 + 22 + 35 + 35 + 42	1.92	1.92	1.92	3.05	3.05	3.66			15.5	5.520	24.2	99
22 + 22 + 22 + 35 + 35 + 50	1.83	1.83	1.83	2.92	2.92	4.17			15.5	5.170	22.7	99
22 + 22 + 22 + 35 + 35 + 60	1.74	1.74	1.74	2.77	2.77	4.74			15.5	4.780	21.0	99
22 + 22 + 22 + 35 + 42 + 42	1.84	1.84	1.84	2.93	3.52	3.52			15.5	5.210	22.9	99
22 + 22 + 22 + 35 + 42 + 50	1.77	1.77	1.77	2.81	3.37	4.02			15.5	4.890	21.5	99
22 + 22 + 22 + 35 + 50 + 50	1.70	1.70	1.70	2.70	3.86	3.86			15.5	4.610	20.2	99
22 + 22 + 22 + 42 + 42 + 42	1.78	1.78	1.78	3.39	3.39	3.39			15.5	4.930	21.7	99
22 + 22 + 22 + 42 + 42 + 50	1.71	1.71	1.71	3.26	3.26	3.88			15.5	4.650	20.4	99
22 + 22 + 25 + 25 + 25 + 25	2.20	2.20	2.50	2.50	2.50	2.50			14.4	5.890	25.9	99
22 + 22 + 25 + 25 + 25 + 35	2.20	2.20	2.50	2.50	2.50	3.50			15.4	6.970	30.6	99
22 + 22 + 25 + 25 + 25 + 42	2.12	2.12	2.41	2.41	2.41	4.04			15.5	6.450	28.3	99
22 + 22 + 25 + 25 + 25 + 50	2.02	2.02	2.29	2.29	2.29	4.59			15.5	5.980	26.3	99
22 + 22 + 25 + 25 + 25 + 60	1.91	1.91	2.16	2.16	2.16	5.20			15.5	5.470	24.0	99
22 + 22 + 25 + 25 + 25 + 71	1.79	1.79	2.04	2.04	2.04	5.79			15.5	5.010	22.0	99
22 + 22 + 25 + 25 + 25 + 80	1.71	1.71	1.95	1.95	1.95	6.23			15.5	4.680	20.6	99
22 + 22 + 25 + 25 + 35 + 35	2.08	2.08	2.36	2.36	3.31	3.31			15.5	6.260	27.5	99
22 + 22 + 25 + 25 + 35 + 42	1.99	1.99	2.27	2.27	3.17	3.81			15.5	5.870	25.8	99
22 + 22 + 25 + 25 + 35 + 50	1.91	1.91	2.16	2.16	3.03	4.33			15.5	5.470	24.0	99
22 + 22 + 25 + 25 + 35 + 60	1.80	1.80	2.05	2.05	2.87	4.92			15.5	5.050	22.2	99
22 + 22 + 25 + 25 + 35 + 71	1.71	1.71	1.94	1.94	2.71	5.50			15.5	4.650	20.4	99
22 + 22 + 25 + 25 + 42 + 42	1.92	1.92	2.18	2.18	3.66	3.66			15.5	5.520	24.2	99
22 + 22 + 25 + 25 + 42 + 50	1.83	1.83	2.08	2.08	3.50	4.17			15.5	5.170	22.7	99
22 + 22 + 25 + 25 + 42 + 60	1.74	1.74	1.98	1.98	3.32	4.74			15.5	4.780	21.0	99
22 + 22 + 25 + 25 + 50 + 50	1.76	1.76	2.00	2.00	3.99	3.99			15.5	4.860	21.3	99
22 + 22 + 25 + 35 + 35 + 35	1.96	1.96	2.23	3.12	3.12	3.12			15.5	5.710	25.1	99
22 + 22 + 25 + 35 + 35 + 42	1.88	1.88	2.14	3.00	3.00	3.60			15.5	5.380	23.6	99
22 + 22 + 25 + 35 + 35 + 50	1.80	1.80	2.05	2.87	2.87	4.10			15.5	5.050	22.2	99
22 + 22 + 25 + 35 + 35 + 60	1.71	1.71	1.95	2.73	2.73	4.67			15.5	4.680	20.6	99
22 + 22 + 25 + 35 + 42 + 42	1.81	1.81	2.06	2.89	3.46	3.46			15.5	5.080	22.3	99
22 + 22 + 25 + 35 + 42 + 50	1.74	1.74	1.98	2.77	3.32	3.95			15.5	4.780	21.0	99
22 + 22 + 25 + 42 + 42 + 42	1.75	1.75	1.99	3.34	3.34	3.34			15.5	4.820	21.2	99
22 + 22 + 35 + 35 + 35 + 35	1.85	1.85	2.95	2.95	2.95	2.95			15.5	5.250	23.1	99
22 + 22 + 35 + 35 + 35 + 42	1.79	1.79	2.84	2.84	2.84	3.41			15.5	4.970	21.8	99
22 + 22 + 35 + 35 + 35 + 50	1.71	1.71	2.73	2.73	2.73	3.89			15.5	4.680	20.6	99
22 + 22 + 35 + 35 + 42 + 42	1.72	1.72	2.74	2.74	3.29	3.29			15.5	4.720	20.7	99
22 + 25 + 25 + 25 + 25 + 25	2.20	2.50	2.50	2.50	2.50	2.50			14.7	6.240	27.4	99
22 + 25 + 25 + 25 + 25 + 35	2.17	2.47	2.47	2.47	2.47	3.46			15.5	6.720	29.5	99
22 + 25 + 25 + 25 + 25 + 42	2.08	2.36	2.36	2.36	2.36	3.97			15.5	6.260	27.5	99
22 + 25 + 25 + 25 + 25 + 50	1.98	2.25	2.25	2.25	2.25	4.51			15.5	5.810	25.5	99
22 + 25 + 25 + 25 + 25 + 60	1.87	2.13	2.13	2.13	2.13	5.11			15.5	5.340	23.5	99
22 + 25 + 25 + 25 + 25 + 71	1.77	2.01	2.01	2.01	2.01	5.70			15.5	4.890	21.5	99
22 + 25 + 25 + 25 + 25 + 80	1.69	1.92	1.92	1.92	1.92	6.14			15.5	4.580	20.1	99
22 + 25 + 25 + 25 + 35 + 35	2.04	2.32	2.32	2.32	3.25	3.25			15.5	6.090	26.7	99
22 + 25 + 25 + 25 + 35 + 42	1.96	2.23	2.23	2.23	3.12	3.74			15.5	5.710	25.1	99
22 + 25 + 25 + 25 + 35 + 50	1.87	2.13	2.13	2.13	2.98	4.26			15.5	5.340	23.5	99
22 + 25 + 25 + 25 + 35 + 60	1.78	2.02	2.02	2.02	2.83	4.84			15.5	4.930	21.7	99
22 + 25 + 25 + 25 + 42 + 42	1.88	2.14	2.14	2.14	3.60	3.60			15.5	5.380	23.6	99
22 + 25 + 25 + 25 + 42 + 50	1.80	2.05	2.05	2.05	3.44	4.10			15.5	5.050	22.2	99
22 + 25 + 25 + 25 + 42 + 60	1.71	1.95	1.95	1.95	3.27	4.67			15.5	4.680	20.6	99
22 + 25 + 25 + 25 + 50 + 50	1.73	1.97	1.97	1.97	3.93	3.93			15.5	4.750	20.9	99
22 + 25 + 25 + 35 + 35 + 35	1.93	2.19	2.19	3.06	3.06	3.06			15.5	5.560	24.4	99
22 + 25 + 25 + 35 + 35 + 42	1.85	2.11	2.11	2.95	2.95	3.54			15.5	5.250	23.1	99
22 + 25 + 25 + 35 + 35 + 50	1.78	2.02	2.02	2.83	2.83	4.04			15.5	4.930	21.7	99
22 + 25 + 25 + 35 + 35 + 60	1.69	1.92	1.92	2.69	2.69	4.60			15.5	4.580	20.1	99
22 + 25 + 25 + 35 + 42 + 42	1.79	2.03	2.03	2.84	3.41	3.41			15.5	4.970	21.8	99
22 + 25 + 25 + 35 + 42 + 50	1.71	1.95	1.95	2.73	3.27	3.89			15.5	4.680	20.6	99
22 + 25 + 25 + 42 + 42 + 42	1.72	1.96	1.96	3.29	3.29	3.29			15.5	4.720	20.7	99
22 + 25 + 35 + 35 + 35 + 35	1.82	2.07	2.90	2.90	2.90	2.90			15.5	5.130	22.5	99
22 + 25 + 35 + 35 + 35 + 42	1.76	2.00	2.80	2.80	2.80	3.36			15.5	4.860	21.3	99
22 + 25 + 35 + 35 + 35 + 50	1.69	1.92	2.69	2.69	2.69	3.84			15.5	4.580	20.1	99
22 + 25 + 35 + 35 + 42 + 42	1.70	1.93	2.70	2.70	3.24	3.24			15.5	4.610	20.2	99
22 + 35 + 35 + 35 + 35 + 35	1.73	2.75	2.75	2.75	2.75	2.75			15.5	4.750	20.9	99
25 + 25 + 25 + 25 + 25 + 25	2.50	2.50	2.50	2.50	2.50	2.50			15.0	6.790	29.8	99
25 + 25 + 25 + 25 + 25 + 35	2.42	2.42	2.42	2.42	2.42	3.39			15.5	6.520	28.6	99
25 + 25 + 25 + 25 + 25 + 42	2.32	2.32	2.32	2.32	2.32	3.90			15.5	6.090	26.7	99
25 + 25 + 25 + 25 + 25 + 50	2.21	2.21	2.21	2.21	2.21	4.43			15.5	5.660	24.9	99
25 + 25 + 25 + 25 + 25 + 60	2.09	2.09	2.09	2.09	2.09	5.03			15.5	5.210	22.9	99
25 + 25 + 25 + 25 + 25 + 71	1.98	1.98	1.98	1.98	1.98	5.61			15.5	4.780	21.0	99
25 + 25 + 25 + 25 + 35 + 35	2.28	2.28	2.28	2.28	3.19	3.19			15.5	5.920	26.0	99
25 + 25 + 25 + 25 + 35 + 42	2.19	2.19	2.19	2.19	3.06	3.68			15.5	5.560	24.4	99

Indoor Units Combination	Cooling Capacity (kW)									Outdoor Unit Power Consumption (kW)	Current (A)	Power Factor (%)
	Unit A	Unit B	Unit C	Unit D	Unit E	Unit F	Unit G	Unit H	Total			
25 + 25 + 25 + 25 + 35 + 50	2.09	2.09	2.09	2.09	2.93	4.19			15.5	5.210	22.9	99
25 + 25 + 25 + 25 + 35 + 60	1.99	1.99	1.99	1.99	2.78	4.77			15.5	4.820	21.2	99
25 + 25 + 25 + 25 + 42 + 42	2.11	2.11	2.11	2.11	3.54	3.54			15.5	5.250	23.1	99
25 + 25 + 25 + 25 + 42 + 50	2.02	2.02	2.02	2.02	3.39	4.04			15.5	4.930	21.7	99
25 + 25 + 25 + 25 + 42 + 60	1.92	1.92	1.92	1.92	3.22	4.60			15.5	4.580	20.1	99
25 + 25 + 25 + 25 + 50 + 50	1.94	1.94	1.94	1.94	3.88	3.88			15.5	4.650	20.4	99
25 + 25 + 25 + 35 + 42 + 35	2.15	2.15	2.15	3.01	3.01	3.01			15.5	5.430	23.8	99
25 + 25 + 25 + 35 + 35 + 42	2.07	2.07	2.07	2.90	2.90	3.48			15.5	5.130	22.5	99
25 + 25 + 25 + 35 + 35 + 50	1.99	1.99	1.99	2.78	2.78	3.97			15.5	4.820	21.2	99
25 + 25 + 25 + 35 + 42 + 42	2.00	2.00	2.00	2.80	3.36	3.36			15.5	4.860	21.3	99
25 + 25 + 25 + 35 + 42 + 50	1.92	1.92	1.92	2.69	3.22	3.84			15.5	4.580	20.1	99
25 + 25 + 25 + 42 + 42 + 42	1.93	1.93	1.93	3.24	3.24	3.24			15.5	4.610	20.2	99
25 + 25 + 35 + 35 + 35 + 35	2.04	2.04	2.86	2.86	2.86	2.86			15.5	5.010	22.0	99
25 + 25 + 35 + 35 + 35 + 42	1.97	1.97	2.75	2.75	2.75	3.30			15.5	4.750	20.9	99
25 + 35 + 35 + 35 + 35 + 35	1.94	2.71	2.71	2.71	2.71	2.71			15.5	4.650	20.4	99
22 + 22 + 22 + 22 + 22 + 22 + 22	2.20	2.20	2.20	2.20	2.20	2.20	2.20		15.4	6.970	30.6	99
22 + 22 + 22 + 22 + 22 + 22 + 25	2.17	2.17	2.17	2.17	2.17	2.17	2.47		15.5	6.720	29.5	99
22 + 22 + 22 + 22 + 22 + 22 + 35	2.04	2.04	2.04	2.04	2.04	2.04	3.25		15.5	6.090	26.7	99
22 + 22 + 22 + 22 + 22 + 22 + 42	1.96	1.96	1.96	1.96	1.96	1.96	3.74		15.5	5.710	25.1	99
22 + 22 + 22 + 22 + 22 + 22 + 50	1.87	1.87	1.87	1.87	1.87	1.87	4.26		15.5	5.340	23.5	99
22 + 22 + 22 + 22 + 22 + 22 + 60	1.78	1.78	1.78	1.78	1.78	1.78	4.84		15.5	4.930	21.7	99
22 + 22 + 22 + 22 + 22 + 25 + 25	2.13	2.13	2.13	2.13	2.13	2.42	2.42		15.5	6.520	28.6	99
22 + 22 + 22 + 22 + 25 + 25 + 35	2.01	2.01	2.01	2.01	2.01	2.28	3.19		15.5	5.920	26.0	99
22 + 22 + 22 + 22 + 22 + 25 + 42	1.93	1.93	1.93	1.93	1.93	2.19	3.68		15.5	5.560	24.4	99
22 + 22 + 22 + 22 + 22 + 25 + 50	1.84	1.84	1.84	1.84	1.84	2.09	4.19		15.5	5.210	22.9	99
22 + 22 + 22 + 22 + 22 + 25 + 60	1.75	1.75	1.75	1.75	1.75	1.99	4.77		15.5	4.820	21.2	99
22 + 22 + 22 + 22 + 22 + 35 + 35	1.89	1.89	1.89	1.89	1.89	3.01	3.01		15.5	5.430	23.8	99
22 + 22 + 22 + 22 + 22 + 35 + 42	1.82	1.82	1.82	1.82	1.82	2.90	3.48		15.5	5.130	22.5	99
22 + 22 + 22 + 22 + 22 + 35 + 50	1.75	1.75	1.75	1.75	1.75	2.78	3.97		15.5	4.820	21.2	99
22 + 22 + 22 + 22 + 22 + 42 + 42	1.76	1.76	1.76	1.76	1.76	3.36	3.36		15.5	4.860	21.3	99
22 + 22 + 22 + 22 + 22 + 42 + 50	1.69	1.69	1.69	1.69	1.69	3.22	3.84		15.5	4.580	20.1	99
22 + 22 + 22 + 22 + 25 + 25 + 25	2.09	2.09	2.09	2.09	2.38	2.38	2.38		15.5	6.320	27.8	99
22 + 22 + 22 + 22 + 25 + 25 + 35	1.97	1.97	1.97	1.97	2.24	2.24	3.14		15.5	5.760	25.3	99
22 + 22 + 22 + 22 + 25 + 25 + 42	1.89	1.89	1.89	1.89	2.15	2.15	3.62		15.5	5.430	23.8	99
22 + 22 + 22 + 22 + 25 + 25 + 50	1.81	1.81	1.81	1.81	2.06	2.06	4.12		15.5	5.080	22.3	99
22 + 22 + 22 + 22 + 25 + 25 + 60	1.72	1.72	1.72	1.72	1.96	1.96	4.70		15.5	4.720	20.7	99
22 + 22 + 22 + 22 + 25 + 35 + 35	1.86	1.86	1.86	1.86	2.12	2.96	2.96		15.5	5.290	23.2	99
22 + 22 + 22 + 22 + 25 + 35 + 42	1.79	1.79	1.79	1.79	2.04	2.86	3.43		15.5	5.010	22.0	99
22 + 22 + 22 + 22 + 25 + 35 + 50	1.72	1.72	1.72	1.72	1.96	2.74	3.91		15.5	4.720	20.7	99
22 + 22 + 22 + 22 + 25 + 42 + 42	1.73	1.73	1.73	1.73	1.97	3.30	3.30		15.5	4.750	20.9	99
22 + 22 + 22 + 22 + 35 + 35 + 35	1.77	1.77	1.77	1.77	2.81	2.81	2.81		15.5	4.890	21.5	99
22 + 22 + 22 + 22 + 35 + 35 + 42	1.71	1.71	1.71	1.71	2.71	2.71	3.26		15.5	4.650	20.4	99
22 + 22 + 22 + 25 + 25 + 25 + 25	2.05	2.05	2.05	2.33	2.33	2.33	2.33		15.5	6.140	27.0	99
22 + 22 + 22 + 25 + 25 + 25 + 35	1.94	1.94	1.94	2.20	2.20	2.20	3.08		15.5	5.610	24.6	99
22 + 22 + 22 + 25 + 25 + 25 + 42	1.86	1.86	1.86	2.12	2.12	2.12	3.56		15.5	5.290	23.2	99
22 + 22 + 22 + 25 + 25 + 25 + 50	1.79	1.79	1.79	2.03	2.03	2.03	4.06		15.5	4.970	21.8	99
22 + 22 + 22 + 25 + 25 + 25 + 60	1.70	1.70	1.70	1.93	1.93	1.93	4.63		15.5	4.610	20.2	99
22 + 22 + 22 + 25 + 25 + 35 + 35	1.83	1.83	1.83	2.08	2.08	2.92	2.92		15.5	5.170	22.7	99
22 + 22 + 22 + 25 + 25 + 35 + 42	1.77	1.77	1.77	2.01	2.01	2.81	3.37		15.5	4.890	21.5	99
22 + 22 + 22 + 25 + 25 + 35 + 50	1.70	1.70	1.70	1.93	1.93	2.70	3.86		15.5	4.610	20.2	99
22 + 22 + 22 + 25 + 25 + 42 + 42	1.71	1.71	1.71	1.94	1.94	3.26	3.26		15.5	4.650	20.4	99
22 + 22 + 22 + 25 + 35 + 35 + 35	1.74	1.74	1.74	1.98	2.77	2.77	2.77		15.5	4.780	21.0	99
22 + 22 + 25 + 25 + 25 + 25 + 25	2.02	2.02	2.29	2.29	2.29	2.29	2.29		15.5	5.980	26.3	99
22 + 22 + 25 + 25 + 25 + 25 + 35	1.91	1.91	2.16	2.16	2.16	2.16	3.03		15.5	5.470	24.0	99
22 + 22 + 25 + 25 + 25 + 25 + 42	1.83	1.83	2.08	2.08	2.08	2.08	3.50		15.5	5.170	22.7	99
22 + 22 + 25 + 25 + 25 + 25 + 50	1.76	1.76	2.00	2.00	2.00	2.00	3.99		15.5	4.860	21.3	99
22 + 22 + 25 + 25 + 25 + 35 + 35	1.80	1.80	2.05	2.05	2.05	2.87	2.87		15.5	5.050	22.2	99
22 + 22 + 25 + 25 + 25 + 35 + 42	1.74	1.74	1.98	1.98	1.98	2.77	3.32		15.5	4.780	21.0	99
22 + 22 + 25 + 25 + 35 + 35 + 35	1.71	1.71	1.95	1.95	2.73	2.73	2.73		15.5	4.680	20.6	99
22 + 25 + 25 + 25 + 25 + 25 + 25	1.98	2.25	2.25	2.25	2.25	2.25	2.25		15.5	5.810	25.5	99
22 + 25 + 25 + 25 + 25 + 25 + 35	1.87	2.13	2.13	2.13	2.13	2.13	2.98		15.5	5.340	23.5	99
22 + 25 + 25 + 25 + 25 + 25 + 42	1.80	2.05	2.05	2.05	2.05	2.05	3.44		15.5	5.050	22.2	99
22 + 25 + 25 + 25 + 25 + 25 + 50	1.73	1.97	1.97	1.97	1.97	1.97	3.93		15.5	4.750	20.9	99
22 + 25 + 25 + 25 + 25 + 35 + 35	1.78	2.02	2.02	2.02	2.02	2.83	2.83		15.5	4.930	21.7	99
22 + 25 + 25 + 25 + 25 + 35 + 42	1.71	1.95	1.95	1.95	1.95	2.73	3.27		15.5	4.680	20.6	99
22 + 25 + 25 + 25 + 35 + 35 + 35	1.69	1.92	1.92	1.92	2.69	2.69	2.69		15.5	4.580	20.1	99
25 + 25 + 25 + 25 + 25 + 25 + 25	2.21	2.21	2.21	2.21	2.21	2.21	2.21		15.5	5.660	24.9	99
25 + 25 + 25 + 25 + 25 + 25 + 35	2.09	2.09	2.09	2.09	2.09	2.09	2.93		15.5	5.210	22.9	99
25 + 25 + 25 + 25 + 25 + 25 + 42	2.02	2.02	2.02	2.02	2.02	2.02	3.39		15.5	4.930	21.7	99
25 + 25 + 25 + 25 + 25 + 25 + 50	1.94	1.94	1.94	1.94	1.94	1.94	3.88		15.5	4.650	20.4	99
25 + 25 + 25 + 25 + 25 + 35 + 35	1.99	1.99	1.99	1.99	1.99	2.78	2.78		15.5	4.820	21.2	99
25 + 25 + 25 + 25 + 25 + 35 + 42	1.92	1.92	1.92	1.92	1.92	2.69	3.22		15.5	4.580	20.1	99
22 + 22 + 22 + 22 + 22 + 22 + 22 + 22	1.94	1.94	1.94	1.94	1.94	1.94	1.94	1.94	15.5	5.610	24.6	99
22 + 22 + 22 + 22 + 22 + 22 + 22 + 25	1.91	1.91	1.91	1.91	1.91	1.91	1.91	2.16	15.5	5.470	24.0	99
22 + 22 + 22 + 22 + 22 + 22 + 22 + 35	1.80	1.80	1.80	1.80	1.80	1.80	1.80	2.87	15.5	5.050	22.2	99
22 + 22 + 22 + 22 + 22 + 22 + 22 + 42	1.74	1.74	1.74	1.74	1.74	1.74	1.74	3.32	15.5	4.780	21.0	99
22 + 22 + 22 + 22 + 22 + 22 + 25 + 25	1.87	1.87	1.87	1.87	1.87	1.87	2.13	2.13	15.5	5.340	23.5	99
22 + 22 + 22 + 22 + 22 + 22 + 25 + 35	1.78	1.78	1.78	1.78	1.78	1.78	2.02	2.83	15.5	4.930	21.7	99
22 + 22 + 22 + 22 + 22 + 22 + 25 + 42	1.71	1.71	1.71	1.71	1.71	1.71	1.95	3.27	15.5	4.680	20.6	99
22 + 22 + 22 + 22 + 22 + 22 + 35 + 35	1.69	1.69	1.69	1.69	1.69	1.69	2.69	2.69	15.5	4.580	20.1	99

MXZ-8B160VA

Note: Electrical data is for outdoor unit only.

Indoor Units Combination	Cooling Capacity (kW)									Outdoor Unit Power Consumption (kW)	Current (A)	Power Factor (%)
	Unit A	Unit B	Unit C	Unit D	Unit E	Unit F	Unit G	Unit H	Total			
22 + 22 + 22 + 22 + 22 + 25 + 25 + 25	1.84	1.84	1.84	1.84	1.84	2.09	2.09	2.09	15.5	5.210	22.9	99
22 + 22 + 22 + 22 + 22 + 25 + 25 + 35	1.75	1.75	1.75	1.75	1.75	1.99	1.99	2.78	15.5	4.820	21.2	99
22 + 22 + 22 + 22 + 22 + 25 + 25 + 42	1.69	1.69	1.69	1.69	1.69	1.92	1.92	3.22	15.5	4.580	20.1	99
22 + 22 + 22 + 22 + 25 + 25 + 25 + 25	1.81	1.81	1.81	1.81	2.06	2.06	2.06	2.06	15.5	5.080	22.3	99
22 + 22 + 22 + 22 + 25 + 25 + 25 + 35	1.72	1.72	1.72	1.72	1.96	1.96	1.96	2.74	15.5	4.720	20.7	99
22 + 22 + 22 + 25 + 25 + 25 + 25 + 25	1.79	1.79	1.79	2.03	2.03	2.03	2.03	2.03	15.5	4.970	21.8	99
22 + 22 + 22 + 25 + 25 + 25 + 25 + 35	1.70	1.70	1.70	1.93	1.93	1.93	1.93	2.70	15.5	4.610	20.2	99
22 + 22 + 25 + 25 + 25 + 25 + 25 + 25	1.76	1.76	2.00	2.00	2.00	2.00	2.00	2.00	15.5	4.860	21.3	99
22 + 25 + 25 + 25 + 25 + 25 + 25 + 25	1.73	1.97	1.97	1.97	1.97	1.97	1.97	1.97	15.5	4.750	20.9	99
25 + 25 + 25 + 25 + 25 + 25 + 25 + 25	1.94	1.94	1.94	1.94	1.94	1.94	1.94	1.94	15.5	4.650	20.4	99

MXZ-8B160VA

Note: Electrical data is for outdoor unit only.

Indoor Units Combination	Heating Capacity (kW)									Outdoor Unit Power Consumption (kW)	Current (A)	Power Factor (%)
	Unit A	Unit B	Unit C	Unit D	Unit E	Unit F	Unit G	Unit H	Total			
22	3.30								3.3	1.130	5.0	99
25	3.60								3.6	1.240	5.4	99
35	4.00								4.0	1.370	6.0	99
42	5.50								5.5	1.890	8.3	99
50	7.20								7.2	2.470	10.8	99
60	7.90								7.9	2.740	12.0	99
71	8.60								8.6	3.020	13.3	99
80	9.00								9.0	3.190	14.0	99
100	11.20								11.2	4.050	17.8	99
22 + 22	2.55	2.55							5.1	1.750	7.7	99
22 + 25	2.57	2.93							5.5	1.890	8.3	99
22 + 35	2.55	4.05							6.6	2.280	10.0	99
22 + 42	2.54	4.86							7.4	2.580	11.3	99
22 + 50	2.57	5.83							8.4	2.950	13.0	99
22 + 60	2.55	6.95							9.5	3.370	14.8	99
22 + 71	2.55	8.25							10.8	3.880	17.0	99
22 + 80	2.55	9.25							11.8	4.260	18.7	99
22 + 100	2.56	11.64							14.2	5.020	22.0	99
25 + 25	2.90	2.90							5.8	1.990	8.7	99
25 + 35	2.92	4.08							7.0	2.430	10.7	99
25 + 42	2.91	4.89							7.8	2.730	12.0	99
25 + 50	2.90	5.80							8.7	3.070	13.5	99
25 + 60	2.91	6.99							9.9	3.530	15.5	99
25 + 71	2.89	8.21							11.1	4.000	17.6	99
25 + 80	2.90	9.30							12.2	4.390	19.3	99
25 + 100	2.90	11.60							14.5	5.110	22.4	99
35 + 35	4.05	4.05							8.1	2.840	12.5	99
35 + 42	4.05	4.85							8.9	3.140	13.8	99
35 + 50	4.08	5.82							9.9	3.530	15.5	99
35 + 60	4.05	6.95							11.0	3.960	17.4	99
35 + 71	4.06	8.24							12.3	4.420	19.4	99
35 + 80	4.08	9.32							13.4	4.770	20.9	99
35 + 100	4.07	11.63							15.7	5.480	24.1	99
42 + 42	4.90	4.90							9.8	3.490	15.3	99
42 + 50	4.88	5.82							10.7	3.840	16.9	99
42 + 60	4.86	6.94							11.8	4.260	18.7	99
42 + 71	4.87	8.23							13.1	4.670	20.5	99
42 + 80	4.89	9.31							14.2	5.020	22.0	99
42 + 100	4.88	11.62							16.5	5.700	25.0	99
50 + 50	5.80	5.80							11.6	4.190	18.4	99
50 + 60	5.82	6.98							12.8	4.580	20.1	99
50 + 71	5.83	8.27							14.1	4.990	21.9	99
50 + 80	5.81	9.29							15.1	5.300	23.3	99
50 + 100	5.80	11.60							17.4	5.960	26.2	99
60 + 60	6.95	6.95							13.9	4.920	21.6	99
60 + 71	6.96	8.24							15.2	5.330	23.4	99
60 + 80	6.99	9.31							16.3	5.640	24.8	99
60 + 100	6.75	11.25							18.0	5.940	26.1	99
71 + 71	8.25	8.25							16.5	5.700	25.0	99
71 + 80	8.23	9.27							17.5	5.990	26.3	99
71 + 100	7.47	10.53							18.0	5.520	24.2	99
80 + 80	9.00	9.00							18.0	5.940	26.1	99
80 + 100	8.00	10.00							18.0	5.210	22.9	99
100 + 100	9.00	9.00							18.0	4.640	20.4	99
22 + 22 + 22	2.57	2.57	2.57						7.7	2.690	11.8	99
22 + 22 + 25	2.55	2.55	2.90						8.0	2.800	12.3	99
22 + 22 + 35	2.56	2.56	4.08						9.2	3.260	14.3	99
22 + 22 + 42	2.56	2.56	4.88						10.0	3.570	15.7	99
22 + 22 + 50	2.55	2.55	5.80						10.9	3.920	17.2	99
22 + 22 + 60	2.56	2.56	6.98						12.1	4.360	19.1	99
22 + 22 + 71	2.56	2.56	8.27						13.4	4.770	20.9	99
22 + 22 + 80	2.55	2.55	9.29						14.4	5.080	22.3	99
22 + 22 + 100	2.55	2.55	11.60						16.7	5.750	25.3	99
22 + 25 + 25	2.57	2.92	2.92						8.4	2.950	13.0	99
22 + 25 + 35	2.55	2.90	4.05						9.5	3.370	14.8	99
22 + 25 + 42	2.55	2.89	4.86						10.3	3.680	16.2	99
22 + 25 + 50	2.56	2.91	5.82						11.3	4.080	17.9	99
22 + 25 + 60	2.55	2.90	6.95						12.4	4.450	19.5	99
22 + 25 + 71	2.55	2.90	8.24						13.7	4.860	21.3	99
22 + 25 + 80	2.55	2.89	9.26						14.7	5.170	22.7	99
22 + 25 + 100	2.56	2.91	11.63						17.1	5.870	25.8	99
22 + 35 + 35	2.56	4.07	4.07						10.7	3.840	16.9	99
22 + 35 + 42	2.56	4.07	4.88						11.5	4.160	18.3	99
22 + 35 + 50	2.55	4.06	5.79						12.4	4.450	19.5	99
22 + 35 + 60	2.56	4.07	6.97						13.6	4.830	21.2	99
22 + 35 + 71	2.56	4.07	8.26						14.9	5.240	23.0	99
22 + 35 + 80	2.55	4.06	9.28						15.9	5.540	24.3	99
22 + 35 + 100	2.52	4.01	11.46						18.0	6.070	26.7	99
22 + 42 + 42	2.55	4.87	4.87						12.3	4.420	19.4	99
22 + 42 + 50	2.55	4.86	5.79						13.2	4.700	20.6	99

Indoor Units Combination	Heating Capacity (kW)								Total	Outdoor Unit Power Consumption (kW)	Current (A)	Power Factor (%)
	Unit A	Unit B	Unit C	Unit D	Unit E	Unit F	Unit G	Unit H				
22 + 42 + 60	2.55	4.88	6.97						14.4	5.080	22.3	99
22 + 42 + 71	2.56	4.88	8.26						15.7	5.480	24.1	99
22 + 42 + 80	2.55	4.87	9.28						16.7	5.750	25.3	99
22 + 42 + 100	2.41	4.61	10.98						18.0	5.780	25.4	99
22 + 50 + 50	2.56	5.82	5.82						14.2	5.020	22.0	99
22 + 50 + 60	2.55	5.80	6.95						15.3	5.360	23.5	99
22 + 50 + 71	2.55	5.80	8.24						16.6	5.730	25.2	99
22 + 50 + 80	2.56	5.82	9.32						17.7	6.060	26.6	99
22 + 50 + 100	2.30	5.23	10.47						18.0	5.480	24.1	99
22 + 60 + 60	2.56	6.97	6.97						16.5	5.700	25.0	99
22 + 60 + 71	2.56	6.98	8.26						17.8	6.100	26.8	99
22 + 60 + 80	2.44	6.67	8.89						18.0	5.860	25.7	99
22 + 60 + 100	2.18	5.93	9.89						18.0	5.150	22.6	99
22 + 71 + 71	2.41	7.79	7.79						18.0	5.780	25.4	99
22 + 71 + 80	2.29	7.39	8.32						18.0	5.440	23.9	99
22 + 71 + 100	2.05	6.62	9.33						18.0	4.820	21.2	99
22 + 80 + 80	2.18	7.91	7.91						18.0	5.150	22.6	99
22 + 80 + 100	1.96	7.13	8.91						18.0	4.590	20.2	99
25 + 25 + 25	2.90	2.90	2.90						8.7	3.070	13.5	99
25 + 25 + 35	2.91	2.91	4.08						9.9	3.530	15.5	99
25 + 25 + 42	2.91	2.91	4.88						10.7	3.840	16.9	99
25 + 25 + 50	2.90	2.90	5.80						11.6	4.190	18.4	99
25 + 25 + 60	2.91	2.91	6.98						12.8	4.580	20.1	99
25 + 25 + 71	2.91	2.91	8.27						14.1	4.990	21.9	99
25 + 25 + 80	2.90	2.90	9.29						15.1	5.300	23.3	99
25 + 25 + 100	2.90	2.90	11.60						17.4	5.960	26.2	99
25 + 35 + 35	2.89	4.05	4.05						11.0	3.960	17.4	99
25 + 35 + 42	2.89	4.05	4.86						11.8	4.260	18.7	99
25 + 35 + 50	2.91	4.07	5.82						12.8	4.580	20.1	99
25 + 35 + 60	2.90	4.05	6.95						13.9	4.920	21.6	99
25 + 35 + 71	2.90	4.06	8.24						15.2	5.330	23.4	99
25 + 35 + 80	2.91	4.08	9.31						16.3	5.640	24.8	99
25 + 35 + 100	2.81	3.94	11.25						18.0	5.940	26.1	99
25 + 42 + 42	2.91	4.89	4.89						12.7	4.550	20.0	99
25 + 42 + 50	2.91	4.88	5.81						13.6	4.830	21.2	99
25 + 42 + 60	2.89	4.86	6.94						14.7	5.170	22.7	99
25 + 42 + 71	2.90	4.87	8.23						16.0	5.570	24.5	99
25 + 42 + 80	2.91	4.89	9.31						17.1	5.870	25.8	99
25 + 42 + 100	2.69	4.53	10.78						18.0	5.660	24.9	99
25 + 50 + 50	2.90	5.80	5.80						14.5	5.110	22.4	99
25 + 50 + 60	2.91	5.81	6.98						15.7	5.480	24.1	99
25 + 50 + 71	2.91	5.82	8.27						17.0	5.840	25.6	99
25 + 50 + 80	2.90	5.81	9.29						18.0	6.160	27.1	99
25 + 50 + 100	2.57	5.14	10.29						18.0	5.370	23.6	99
25 + 60 + 60	2.90	6.95	6.95						16.8	5.780	25.4	99
25 + 60 + 71	2.88	6.92	8.19						18.0	6.110	26.8	99
25 + 60 + 80	2.73	6.55	8.73						18.0	5.740	25.2	99
25 + 60 + 100	2.43	5.84	9.73						18.0	5.050	22.2	99
25 + 71 + 71	2.69	7.65	7.65						18.0	5.660	24.9	99
25 + 71 + 80	2.56	7.26	8.18						18.0	5.340	23.5	99
25 + 71 + 100	2.30	6.52	9.18						18.0	4.740	20.8	99
25 + 80 + 80	2.43	7.78	7.78						18.0	5.050	22.2	99
35 + 35 + 35	4.07	4.07	4.07						12.2	4.390	19.3	99
35 + 35 + 42	4.06	4.06	4.88						13.0	4.640	20.4	99
35 + 35 + 50	4.05	4.05	5.79						13.9	4.920	21.6	99
35 + 35 + 60	4.07	4.07	6.97						15.1	5.300	23.3	99
35 + 35 + 71	4.07	4.07	8.26						16.4	5.670	24.9	99
35 + 35 + 80	4.06	4.06	9.28						17.4	5.960	26.2	99
35 + 35 + 100	3.71	3.71	10.59						18.0	5.550	24.4	99
35 + 42 + 42	4.06	4.87	4.87						13.8	4.890	21.5	99
35 + 42 + 50	4.05	4.86	5.79						14.7	5.170	22.7	99
35 + 42 + 60	4.06	4.87	6.96						15.9	5.540	24.3	99
35 + 42 + 71	4.07	4.88	8.25						17.2	5.890	25.9	99
35 + 42 + 80	4.01	4.82	9.17						18.0	6.070	26.7	99
35 + 42 + 100	3.56	4.27	10.17						18.0	5.310	23.3	99
35 + 50 + 50	4.07	5.81	5.81						15.7	5.480	24.1	99
35 + 50 + 60	4.06	5.79	6.95						16.8	5.780	25.4	99
35 + 50 + 71	4.04	5.77	8.19						18.0	6.110	26.8	99
35 + 50 + 80	3.82	5.45	8.73						18.0	5.740	25.2	99
35 + 50 + 100	3.41	4.86	9.73						18.0	5.050	22.2	99
35 + 60 + 60	4.06	6.97	6.97						18.0	6.160	27.1	99
35 + 60 + 71	3.80	6.51	7.70						18.0	5.700	25.0	99
35 + 60 + 80	3.60	6.17	8.23						18.0	5.370	23.6	99
35 + 60 + 100	3.23	5.54	9.23						18.0	4.770	20.9	99
35 + 71 + 71	3.56	7.22	7.22						18.0	5.310	23.3	99
35 + 71 + 80	3.39	6.87	7.74						18.0	5.020	22.0	99
35 + 80 + 80	3.23	7.38	7.38						18.0	4.770	20.9	99
42 + 42 + 42	4.87	4.87	4.87						14.6	5.140	22.6	99
42 + 42 + 50	4.89	4.89	5.82						15.6	5.450	23.9	99
42 + 42 + 60	4.87	4.87	6.96						16.7	5.750	25.3	99

MXZ-8B160VA

Note: Electrical data is for outdoor unit only.

Indoor Units Combination	Heating Capacity (kW)									Outdoor Unit Power Consumption (kW)	Current (A)	Power Factor (%)
	Unit A	Unit B	Unit C	Unit D	Unit E	Unit F	Unit G	Unit H	Total			
42 + 42 + 71	4.88	4.88	8.25						18.0	6.160	27.1	99
42 + 42 + 80	4.61	4.61	8.78						18.0	5.780	25.4	99
42 + 42 + 100	4.11	4.11	9.78						18.0	5.080	22.3	99
42 + 50 + 50	4.88	5.81	5.81						16.5	5.700	25.0	99
42 + 50 + 60	4.89	5.82	6.99						17.7	6.060	26.6	99
42 + 50 + 71	4.64	5.52	7.84						18.0	5.820	25.6	99
42 + 50 + 80	4.40	5.23	8.37						18.0	5.480	24.1	99
42 + 50 + 100	3.94	4.69	9.38						18.0	4.850	21.3	99
42 + 60 + 60	4.67	6.67	6.67						18.0	5.860	25.7	99
42 + 60 + 71	4.37	6.24	7.39						18.0	5.440	23.9	99
42 + 60 + 80	4.15	5.93	7.91						18.0	5.150	22.6	99
42 + 60 + 100	3.74	5.35	8.91						18.0	4.590	20.2	99
42 + 71 + 71	4.11	6.95	6.95						18.0	5.080	22.3	99
42 + 71 + 80	3.92	6.62	7.46						18.0	4.820	21.2	99
42 + 80 + 80	3.74	7.13	7.13						18.0	4.590	20.2	99
50 + 50 + 50	5.80	5.80	5.80						17.4	5.960	26.2	99
50 + 50 + 60	5.63	5.63	6.75						18.0	5.940	26.1	99
50 + 50 + 71	5.26	5.26	7.47						18.0	5.520	24.2	99
50 + 50 + 80	5.00	5.00	8.00						18.0	5.210	22.9	99
50 + 50 + 100	4.50	4.50	9.00						18.0	4.640	20.4	99
50 + 60 + 60	5.29	6.35	6.35						18.0	5.550	24.4	99
50 + 60 + 71	4.97	5.97	7.06						18.0	5.180	22.7	99
50 + 60 + 80	4.74	5.68	7.58						18.0	4.910	21.6	99
50 + 71 + 71	4.69	6.66	6.66						18.0	4.850	21.3	99
50 + 71 + 80	4.48	6.36	7.16						18.0	4.610	20.2	99
60 + 60 + 60	6.00	6.00	6.00						18.0	5.210	22.9	99
60 + 60 + 71	5.65	5.65	6.69						18.0	4.880	21.4	99
60 + 60 + 80	5.40	5.40	7.20						18.0	4.640	20.4	99
60 + 71 + 71	5.35	6.33	6.33						18.0	4.590	20.2	99
22 + 22 + 22 + 22	2.55	2.55	2.55	2.55					10.2	3.640	16.0	99
22 + 22 + 22 + 25	2.56	2.56	2.56	2.91					10.6	3.800	16.7	99
22 + 22 + 22 + 35	2.55	2.55	2.55	4.05					11.7	4.220	18.5	99
22 + 22 + 22 + 42	2.55	2.55	2.55	4.86					12.5	4.480	19.7	99
22 + 22 + 22 + 50	2.56	2.56	2.56	5.82					13.5	4.800	21.1	99
22 + 22 + 22 + 60	2.55	2.55	2.55	6.95					14.6	5.140	22.6	99
22 + 22 + 22 + 71	2.55	2.55	2.55	8.24					15.9	5.540	24.3	99
22 + 22 + 22 + 80	2.56	2.56	2.56	9.32					17.0	5.840	25.6	99
22 + 22 + 22 + 100	2.39	2.39	2.39	10.84					18.0	5.700	25.0	99
22 + 22 + 25 + 25	2.55	2.55	2.90	2.90					10.9	3.920	17.2	99
22 + 22 + 25 + 35	2.56	2.56	2.91	4.07					12.1	4.360	19.1	99
22 + 22 + 25 + 42	2.56	2.56	2.91	4.88					12.9	4.610	20.2	99
22 + 22 + 25 + 50	2.55	2.55	2.90	5.80					13.8	4.890	21.5	99
22 + 22 + 25 + 60	2.56	2.56	2.91	6.98					15.0	5.270	23.1	99
22 + 22 + 25 + 71	2.56	2.56	2.91	8.27					16.3	5.640	24.8	99
22 + 22 + 25 + 80	2.55	2.55	2.90	9.29					17.3	5.920	26.0	99
22 + 22 + 25 + 100	2.34	2.34	2.66	10.65					18.0	5.590	24.5	99
22 + 22 + 35 + 35	2.55	2.55	4.05	4.05					13.2	4.700	20.6	99
22 + 22 + 35 + 42	2.56	2.56	4.08	4.89					14.1	4.990	21.9	99
22 + 22 + 35 + 50	2.56	2.56	4.07	5.81					15.0	5.270	23.1	99
22 + 22 + 35 + 60	2.55	2.55	4.05	6.95					16.1	5.600	24.6	99
22 + 22 + 35 + 71	2.55	2.55	4.06	8.24					17.4	5.960	26.2	99
22 + 22 + 35 + 80	2.49	2.49	3.96	9.06					18.0	5.980	26.3	99
22 + 22 + 35 + 100	2.21	2.21	3.52	10.06					18.0	5.240	23.0	99
22 + 22 + 42 + 42	2.56	2.56	4.89	4.89					14.9	5.240	23.0	99
22 + 22 + 42 + 50	2.56	2.56	4.88	5.81					15.8	5.510	24.2	99
22 + 22 + 42 + 60	2.56	2.56	4.89	6.99					17.0	5.840	25.6	99
22 + 22 + 42 + 71	2.52	2.52	4.82	8.14					18.0	6.070	26.7	99
22 + 22 + 42 + 80	2.39	2.39	4.55	8.67					18.0	5.700	25.0	99
22 + 22 + 42 + 100	2.13	2.13	4.06	9.68					18.0	5.020	22.0	99
22 + 22 + 50 + 50	2.55	2.55	5.80	5.80					16.7	5.750	25.3	99
22 + 22 + 50 + 60	2.56	2.56	5.81	6.97					17.9	6.130	26.9	99
22 + 22 + 50 + 71	2.40	2.40	5.45	7.75					18.0	5.740	25.2	99
22 + 22 + 50 + 80	2.28	2.28	5.17	8.28					18.0	5.410	23.8	99
22 + 22 + 50 + 100	2.04	2.04	4.64	9.28					18.0	4.800	21.1	99
22 + 22 + 60 + 60	2.41	2.41	6.59	6.59					18.0	5.780	25.4	99
22 + 22 + 60 + 71	2.26	2.26	6.17	7.30					18.0	5.370	23.6	99
22 + 22 + 60 + 80	2.15	2.15	5.87	7.83					18.0	5.080	22.3	99
22 + 22 + 71 + 71	2.13	2.13	6.87	6.87					18.0	5.020	22.0	99
22 + 22 + 71 + 80	2.03	2.03	6.55	7.38					18.0	4.770	20.9	99
22 + 25 + 25 + 25	2.56	2.91	2.91	2.91					11.3	4.080	17.9	99
22 + 25 + 25 + 35	2.55	2.90	2.90	4.06					12.4	4.450	19.5	99
22 + 25 + 25 + 42	2.55	2.89	2.89	4.86					13.2	4.700	20.6	99
22 + 25 + 25 + 50	2.56	2.91	2.91	5.82					14.2	5.020	22.0	99
22 + 25 + 25 + 60	2.55	2.90	2.90	6.95					15.3	5.360	23.5	99
22 + 25 + 25 + 71	2.55	2.90	2.90	8.24					16.6	5.730	25.2	99
22 + 25 + 25 + 80	2.56	2.91	2.91	9.32					17.7	6.060	26.6	99
22 + 25 + 25 + 100	2.30	2.62	2.62	10.47					18.0	5.480	24.1	99
22 + 25 + 35 + 35	2.56	2.91	4.07	4.07					13.6	4.830	21.2	99
22 + 25 + 35 + 42	2.55	2.90	4.06	4.88					14.4	5.080	22.3	99
22 + 25 + 35 + 50	2.55	2.90	4.06	5.80					15.3	5.360	23.5	99

Indoor Units Combination	Heating Capacity (kW)								Total	Outdoor Unit Power Consumption (kW)	Current (A)	Power Factor (%)
	Unit A	Unit B	Unit C	Unit D	Unit E	Unit F	Unit G	Unit H				
22 + 25 + 35 + 60	2.56	2.90	4.07	6.97					16.5	5.700	25.0	99
22 + 25 + 35 + 71	2.56	2.91	4.07	8.26					17.8	6.100	26.8	99
22 + 25 + 35 + 80	2.44	2.78	3.89	8.89					18.0	5.860	25.7	99
22 + 25 + 35 + 100	2.18	2.47	3.46	9.89					18.0	5.150	22.6	99
22 + 25 + 42 + 42	2.55	2.90	4.87	4.87					15.2	5.330	23.4	99
22 + 25 + 42 + 50	2.55	2.90	4.86	5.79					16.1	5.600	24.6	99
22 + 25 + 42 + 60	2.55	2.90	4.88	6.97					17.3	5.920	26.0	99
22 + 25 + 42 + 71	2.48	2.81	4.73	7.99					18.0	5.940	26.1	99
22 + 25 + 42 + 80	2.34	2.66	4.47	8.52					18.0	5.590	24.5	99
22 + 25 + 42 + 100	2.10	2.38	4.00	9.52					18.0	4.940	21.7	99
22 + 25 + 50 + 50	2.56	2.91	5.82	5.82					17.1	5.870	25.8	99
22 + 25 + 50 + 60	2.52	2.87	5.73	6.88					18.0	6.070	26.7	99
22 + 25 + 50 + 71	2.36	2.68	5.36	7.61					18.0	5.630	24.7	99
22 + 25 + 50 + 80	2.24	2.54	5.08	8.14					18.0	5.310	23.3	99
22 + 25 + 50 + 100	2.01	2.28	4.57	9.14					18.0	4.720	20.7	99
22 + 25 + 60 + 60	2.37	2.69	6.47	6.47					18.0	5.660	24.9	99
22 + 25 + 60 + 71	2.22	2.53	6.07	7.18					18.0	5.270	23.1	99
22 + 25 + 60 + 80	2.12	2.41	5.78	7.70					18.0	4.990	21.9	99
22 + 25 + 71 + 71	2.10	2.38	6.76	6.76					18.0	4.940	21.7	99
22 + 25 + 71 + 80	2.00	2.27	6.45	7.27					18.0	4.690	20.6	99
22 + 35 + 35 + 35	2.55	4.05	4.05	4.05					14.7	5.170	22.7	99
22 + 35 + 35 + 42	2.56	4.07	4.07	4.89					15.6	5.450	23.9	99
22 + 35 + 35 + 50	2.56	4.07	4.07	5.81					16.5	5.700	25.0	99
22 + 35 + 35 + 60	2.56	4.08	4.08	6.99					17.7	6.060	26.6	99
22 + 35 + 35 + 71	2.43	3.87	3.87	7.84					18.0	5.820	25.6	99
22 + 35 + 35 + 80	2.30	3.66	3.66	8.37					18.0	5.480	24.1	99
22 + 35 + 35 + 100	2.06	3.28	3.28	9.38					18.0	4.850	21.3	99
22 + 35 + 42 + 42	2.56	4.07	4.89	4.89					16.4	5.670	24.9	99
22 + 35 + 42 + 50	2.55	4.06	4.88	5.81					17.3	5.920	26.0	99
22 + 35 + 42 + 60	2.49	3.96	4.75	6.79					18.0	5.980	26.3	99
22 + 35 + 42 + 71	2.33	3.71	4.45	7.52					18.0	5.550	24.4	99
22 + 35 + 42 + 80	2.21	3.52	4.22	8.04					18.0	5.240	23.0	99
22 + 35 + 42 + 100	1.99	3.17	3.80	9.05					18.0	4.660	20.5	99
22 + 35 + 50 + 50	2.52	4.01	5.73	5.73					18.0	6.070	26.7	99
22 + 35 + 50 + 60	2.37	3.77	5.39	6.47					18.0	5.660	24.9	99
22 + 35 + 50 + 71	2.22	3.54	5.06	7.18					18.0	5.270	23.1	99
22 + 35 + 50 + 80	2.12	3.37	4.81	7.70					18.0	4.990	21.9	99
22 + 35 + 60 + 60	2.24	3.56	6.10	6.10					18.0	5.310	23.3	99
22 + 35 + 60 + 71	2.11	3.35	5.74	6.80					18.0	4.960	21.8	99
22 + 35 + 60 + 80	2.01	3.20	5.48	7.31					18.0	4.720	20.7	99
22 + 35 + 71 + 71	1.99	3.17	6.42	6.42					18.0	4.660	20.5	99
22 + 42 + 42 + 42	2.56	4.88	4.88	4.88					17.2	5.890	25.9	99
22 + 42 + 42 + 50	2.54	4.85	4.85	5.77					18.0	6.110	26.8	99
22 + 42 + 42 + 60	2.39	4.55	4.55	6.51					18.0	5.700	25.0	99
22 + 42 + 42 + 71	2.24	4.27	4.27	7.22					18.0	5.310	23.3	99
22 + 42 + 42 + 80	2.13	4.06	4.06	7.74					18.0	5.020	22.0	99
22 + 42 + 50 + 50	2.41	4.61	5.49	5.49					18.0	5.780	25.4	99
22 + 42 + 50 + 60	2.28	4.34	5.17	6.21					18.0	5.410	23.8	99
22 + 42 + 50 + 71	2.14	4.09	4.86	6.91					18.0	5.050	22.2	99
22 + 42 + 50 + 80	2.04	3.90	4.64	7.42					18.0	4.800	21.1	99
22 + 42 + 60 + 60	2.15	4.11	5.87	5.87					18.0	5.080	22.3	99
22 + 42 + 60 + 71	2.03	3.88	5.54	6.55					18.0	4.770	20.9	99
22 + 50 + 50 + 50	2.30	5.23	5.23	5.23					18.0	5.480	24.1	99
22 + 50 + 50 + 60	2.18	4.95	4.95	5.93					18.0	5.150	22.6	99
22 + 50 + 50 + 71	2.05	4.66	4.66	6.62					18.0	4.820	21.2	99
22 + 50 + 50 + 80	1.96	4.46	4.46	7.13					18.0	4.590	20.2	99
22 + 50 + 60 + 60	2.06	4.69	5.63	5.63					18.0	4.850	21.3	99
22 + 60 + 60 + 60	1.96	5.35	5.35	5.35					18.0	4.590	20.2	99
25 + 25 + 25 + 25	2.90	2.90	2.90	2.90					11.6	4.190	18.4	99
25 + 25 + 25 + 35	2.91	2.91	2.91	4.07					12.8	4.580	20.1	99
25 + 25 + 25 + 42	2.91	2.91	2.91	4.88					13.6	4.830	21.2	99
25 + 25 + 25 + 50	2.90	2.90	2.90	5.80					14.5	5.110	22.4	99
25 + 25 + 25 + 60	2.91	2.91	2.91	6.98					15.7	5.480	24.1	99
25 + 25 + 25 + 71	2.91	2.91	2.91	8.27					17.0	5.840	25.6	99
25 + 25 + 25 + 80	2.90	2.90	2.90	9.29					18.0	6.160	27.1	99
25 + 25 + 25 + 100	2.57	2.57	2.57	10.29					18.0	5.370	23.6	99
25 + 25 + 35 + 35	2.90	2.90	4.05	4.05					13.9	4.920	21.6	99
25 + 25 + 35 + 42	2.89	2.89	4.05	4.86					14.7	5.170	22.7	99
25 + 25 + 35 + 50	2.91	2.91	4.07	5.81					15.7	5.480	24.1	99
25 + 25 + 35 + 60	2.90	2.90	4.06	6.95					16.8	5.780	25.4	99
25 + 25 + 35 + 71	2.88	2.88	4.04	8.19					18.0	6.110	26.8	99
25 + 25 + 35 + 80	2.73	2.73	3.82	8.73					18.0	5.740	25.2	99
25 + 25 + 35 + 100	2.43	2.43	3.41	9.73					18.0	5.050	22.2	99
25 + 25 + 42 + 42	2.91	2.91	4.89	4.89					15.6	5.450	23.9	99
25 + 25 + 42 + 50	2.90	2.90	4.88	5.81					16.5	5.700	25.0	99
25 + 25 + 42 + 60	2.91	2.91	4.89	6.99					17.7	6.060	26.6	99
25 + 25 + 42 + 71	2.76	2.76	4.64	7.84					18.0	5.820	25.6	99
25 + 25 + 42 + 80	2.62	2.62	4.40	8.37					18.0	5.480	24.1	99
25 + 25 + 42 + 100	2.34	2.34	3.94	9.38					18.0	4.850	21.3	99
25 + 25 + 50 + 50	2.90	2.90	5.80	5.80					17.4	5.960	26.2	99

Indoor Units Combination	Heating Capacity (kW)								Total	Outdoor Unit Power Consumption (kW)	Current (A)	Power Factor (%)
	Unit A	Unit B	Unit C	Unit D	Unit E	Unit F	Unit G	Unit H				
25 + 25 + 50 + 60	2.81	2.81	5.63	6.75					18.0	5.940	26.1	99
25 + 25 + 50 + 71	2.63	2.63	5.26	7.47					18.0	5.520	24.2	99
25 + 25 + 50 + 80	2.50	2.50	5.00	8.00					18.0	5.210	22.9	99
25 + 25 + 50 + 100	2.25	2.25	4.50	9.00					18.0	4.640	20.4	99
25 + 25 + 60 + 60	2.65	2.65	6.35	6.35					18.0	5.550	24.4	99
25 + 25 + 60 + 71	2.49	2.49	5.97	7.06					18.0	5.180	22.7	99
25 + 25 + 60 + 80	2.37	2.37	5.68	7.58					18.0	4.910	21.6	99
25 + 25 + 71 + 71	2.34	2.34	6.66	6.66					18.0	4.850	21.3	99
25 + 25 + 71 + 80	2.24	2.24	6.36	7.16					18.0	4.610	20.2	99
25 + 35 + 35 + 35	2.90	4.07	4.07	4.07					15.1	5.300	23.3	99
25 + 35 + 35 + 42	2.90	4.06	4.06	4.87					15.9	5.540	24.3	99
25 + 35 + 35 + 50	2.90	4.06	4.06	5.79					16.8	5.780	25.4	99
25 + 35 + 35 + 60	2.90	4.06	4.06	6.97					18.0	6.160	27.1	99
25 + 35 + 35 + 71	2.71	3.80	3.80	7.70					18.0	5.700	25.0	99
25 + 35 + 35 + 80	2.57	3.60	3.60	8.23					18.0	5.370	23.6	99
25 + 35 + 35 + 100	2.31	3.23	3.23	9.23					18.0	4.770	20.9	99
25 + 35 + 42 + 42	2.90	4.06	4.87	4.87					16.7	5.750	25.3	99
25 + 35 + 42 + 50	2.91	4.08	4.89	5.82					17.7	6.060	26.6	99
25 + 35 + 42 + 60	2.78	3.89	4.67	6.67					18.0	5.860	25.7	99
25 + 35 + 42 + 71	2.60	3.64	4.37	7.39					18.0	5.440	23.9	99
25 + 35 + 42 + 80	2.47	3.46	4.15	7.91					18.0	5.150	22.6	99
25 + 35 + 42 + 100	2.23	3.12	3.74	8.91					18.0	4.590	20.2	99
25 + 35 + 50 + 50	2.81	3.94	5.63	5.63					18.0	5.940	26.1	99
25 + 35 + 50 + 60	2.65	3.71	5.29	6.35					18.0	5.550	24.4	99
25 + 35 + 50 + 71	2.49	3.48	4.97	7.06					18.0	5.180	22.7	99
25 + 35 + 50 + 80	2.37	3.32	4.74	7.58					18.0	4.910	21.6	99
25 + 35 + 60 + 60	2.50	3.50	6.00	6.00					18.0	5.210	22.9	99
25 + 35 + 60 + 71	2.36	3.30	5.65	6.69					18.0	4.880	21.4	99
25 + 35 + 60 + 80	2.25	3.15	5.40	7.20					18.0	4.640	20.4	99
25 + 35 + 71 + 71	2.23	3.12	6.33	6.33					18.0	4.590	20.2	99
25 + 42 + 42 + 42	2.90	4.87	4.87	4.87					17.5	5.990	26.3	99
25 + 42 + 42 + 50	2.83	4.75	4.75	5.66					18.0	5.980	26.3	99
25 + 42 + 42 + 60	2.66	4.47	4.47	6.39					18.0	5.590	24.5	99
25 + 42 + 42 + 71	2.50	4.20	4.20	7.10					18.0	5.210	22.9	99
25 + 42 + 42 + 80	2.38	4.00	4.00	7.62					18.0	4.940	21.7	99
25 + 42 + 50 + 50	2.69	4.53	5.39	5.39					18.0	5.660	24.9	99
25 + 42 + 50 + 60	2.54	4.27	5.08	6.10					18.0	5.310	23.3	99
25 + 42 + 50 + 71	2.39	4.02	4.79	6.80					18.0	4.960	21.8	99
25 + 42 + 50 + 80	2.28	3.84	4.57	7.31					18.0	4.720	20.7	99
25 + 42 + 60 + 60	2.41	4.04	5.78	5.78					18.0	4.990	21.9	99
25 + 42 + 60 + 71	2.27	3.82	5.45	6.45					18.0	4.690	20.6	99
25 + 50 + 50 + 50	2.57	5.14	5.14	5.14					18.0	5.370	23.6	99
25 + 50 + 50 + 60	2.43	4.86	4.86	5.84					18.0	5.050	22.2	99
25 + 50 + 50 + 71	2.30	4.59	4.59	6.52					18.0	4.740	20.8	99
25 + 50 + 60 + 60	2.31	4.62	5.54	5.54					18.0	4.770	20.9	99
35 + 35 + 35 + 35	4.08	4.08	4.08	4.08					16.3	5.640	24.8	99
35 + 35 + 35 + 42	4.07	4.07	4.07	4.89					17.1	5.870	25.8	99
35 + 35 + 35 + 50	4.06	4.06	4.06	5.81					18.0	6.160	27.1	99
35 + 35 + 35 + 60	3.82	3.82	3.82	6.55					18.0	5.740	25.2	99
35 + 35 + 35 + 71	3.58	3.58	3.58	7.26					18.0	5.340	23.5	99
35 + 35 + 35 + 80	3.41	3.41	3.41	7.78					18.0	5.050	22.2	99
35 + 35 + 42 + 42	4.07	4.07	4.88	4.88					17.9	6.130	26.9	99
35 + 35 + 42 + 50	3.89	3.89	4.67	5.56					18.0	5.860	25.7	99
35 + 35 + 42 + 60	3.66	3.66	4.40	6.28					18.0	5.480	24.1	99
35 + 35 + 42 + 71	3.44	3.44	4.13	6.98					18.0	5.110	22.4	99
35 + 35 + 42 + 80	3.28	3.28	3.94	7.50					18.0	4.850	21.3	99
35 + 35 + 50 + 50	3.71	3.71	5.29	5.29					18.0	5.550	24.4	99
35 + 35 + 50 + 60	3.50	3.50	5.00	6.00					18.0	5.210	22.9	99
35 + 35 + 50 + 71	3.30	3.30	4.71	6.69					18.0	4.880	21.4	99
35 + 35 + 50 + 80	3.15	3.15	4.50	7.20					18.0	4.640	20.4	99
35 + 35 + 60 + 60	3.32	3.32	5.68	5.68					18.0	4.910	21.6	99
35 + 35 + 60 + 71	3.13	3.13	5.37	6.36					18.0	4.610	20.2	99
35 + 42 + 42 + 42	3.91	4.70	4.70	4.70					18.0	5.900	25.9	99
35 + 42 + 42 + 50	3.73	4.47	4.47	5.33					18.0	5.590	24.5	99
35 + 42 + 42 + 60	3.52	4.22	4.22	6.03					18.0	5.240	23.0	99
35 + 42 + 42 + 71	3.32	3.98	3.98	6.73					18.0	4.910	21.6	99
35 + 42 + 42 + 80	3.17	3.80	3.80	7.24					18.0	4.660	20.5	99
35 + 42 + 50 + 50	3.56	4.27	5.08	5.08					18.0	5.310	23.3	99
35 + 42 + 50 + 60	3.37	4.04	4.81	5.78					18.0	4.990	21.9	99
35 + 42 + 50 + 71	3.18	3.82	4.55	6.45					18.0	4.690	20.6	99
35 + 42 + 60 + 60	3.20	3.84	5.48	5.48					18.0	4.720	20.7	99
35 + 50 + 50 + 50	3.41	4.86	4.86	4.86					18.0	5.050	22.2	99
35 + 50 + 50 + 60	3.23	4.62	4.62	5.54					18.0	4.770	20.9	99
42 + 42 + 42 + 42	4.50	4.50	4.50	4.50					18.0	5.630	24.7	99
42 + 42 + 42 + 50	4.30	4.30	4.30	5.11					18.0	5.340	23.5	99
42 + 42 + 42 + 60	4.06	4.06	4.06	5.81					18.0	5.020	22.0	99
42 + 42 + 42 + 71	3.84	3.84	3.84	6.49					18.0	4.720	20.7	99
42 + 42 + 50 + 50	4.11	4.11	4.89	4.89					18.0	5.080	22.3	99
42 + 42 + 50 + 60	3.90	3.90	4.64	5.57					18.0	4.800	21.1	99
42 + 50 + 50 + 50	3.94	4.69	4.69	4.69					18.0	4.850	21.3	99

Indoor Units Combination	Heating Capacity (kW)								Total	Outdoor Unit Power Consumption (kW)	Current (A)	Power Factor (%)
	Unit A	Unit B	Unit C	Unit D	Unit E	Unit F	Unit G	Unit H				
42 + 50 + 50 + 60	3.74	4.46	4.46	5.35					18.0	4.590	20.2	99
50 + 50 + 50 + 50	4.50	4.50	4.50	4.50					18.0	4.640	20.4	99
22 + 22 + 22 + 22 + 22	2.56	2.56	2.56	2.56	2.56				12.8	4.580	20.1	99
22 + 22 + 22 + 22 + 25	2.55	2.55	2.55	2.55	2.90				13.1	4.670	20.5	99
22 + 22 + 22 + 22 + 35	2.56	2.56	2.56	2.56	4.07				14.3	5.050	22.2	99
22 + 22 + 22 + 22 + 42	2.56	2.56	2.56	2.56	4.88				15.1	5.300	23.3	99
22 + 22 + 22 + 22 + 50	2.55	2.55	2.55	2.55	5.80				16.0	5.570	24.5	99
22 + 22 + 22 + 22 + 60	2.56	2.56	2.56	2.56	6.97				17.2	5.890	25.9	99
22 + 22 + 22 + 22 + 71	2.49	2.49	2.49	2.49	8.04				18.0	5.980	26.3	99
22 + 22 + 22 + 22 + 80	2.36	2.36	2.36	2.36	8.57				18.0	5.630	24.7	99
22 + 22 + 22 + 22 + 100	2.11	2.11	2.11	2.11	9.57				18.0	4.960	21.8	99
22 + 22 + 22 + 25 + 25	2.56	2.56	2.56	2.91	2.91				13.5	4.800	21.1	99
22 + 22 + 22 + 25 + 35	2.55	2.55	2.55	2.90	4.06				14.6	5.140	22.6	99
22 + 22 + 22 + 25 + 42	2.55	2.55	2.55	2.89	4.86				15.4	5.390	23.7	99
22 + 22 + 22 + 25 + 50	2.56	2.56	2.56	2.91	5.82				16.4	5.670	24.9	99
22 + 22 + 22 + 25 + 60	2.55	2.55	2.55	2.90	6.95				17.5	5.990	26.3	99
22 + 22 + 22 + 25 + 71	2.44	2.44	2.44	2.78	7.89				18.0	5.860	25.7	99
22 + 22 + 22 + 25 + 80	2.32	2.32	2.32	2.63	8.42				18.0	5.520	24.2	99
22 + 22 + 22 + 25 + 100	2.07	2.07	2.07	2.36	9.42				18.0	4.880	21.4	99
22 + 22 + 22 + 35 + 35	2.56	2.56	2.56	4.07	4.07				15.8	5.510	24.2	99
22 + 22 + 22 + 35 + 42	2.55	2.55	2.55	4.06	4.88				16.6	5.730	25.2	99
22 + 22 + 22 + 35 + 50	2.55	2.55	2.55	4.06	5.79				17.5	5.990	26.3	99
22 + 22 + 22 + 35 + 60	2.46	2.46	2.46	3.91	6.71				18.0	5.900	25.9	99
22 + 22 + 22 + 35 + 71	2.30	2.30	2.30	3.66	7.43				18.0	5.480	24.1	99
22 + 22 + 22 + 35 + 80	2.19	2.19	2.19	3.48	7.96				18.0	5.180	22.7	99
22 + 22 + 22 + 35 + 100	1.97	1.97	1.97	3.13	8.96				18.0	4.610	20.2	99
22 + 22 + 22 + 42 + 42	2.55	2.55	2.55	4.87	4.87				17.4	5.960	26.2	99
22 + 22 + 22 + 42 + 50	2.51	2.51	2.51	4.78	5.70				18.0	6.030	26.5	99
22 + 22 + 22 + 42 + 60	2.36	2.36	2.36	4.50	6.43				18.0	5.630	24.7	99
22 + 22 + 22 + 42 + 71	2.21	2.21	2.21	4.22	7.14				18.0	5.240	23.0	99
22 + 22 + 22 + 42 + 80	2.11	2.11	2.11	4.02	7.66				18.0	4.960	21.8	99
22 + 22 + 22 + 50 + 50	2.39	2.39	2.39	5.42	5.42				18.0	5.700	25.0	99
22 + 22 + 22 + 50 + 60	2.25	2.25	2.25	5.11	6.14				18.0	5.340	23.5	99
22 + 22 + 22 + 50 + 71	2.12	2.12	2.12	4.81	6.83				18.0	4.990	21.9	99
22 + 22 + 22 + 50 + 80	2.02	2.02	2.02	4.59	7.35				18.0	4.740	20.8	99
22 + 22 + 22 + 60 + 60	2.13	2.13	2.13	5.81	5.81				18.0	5.020	22.0	99
22 + 22 + 22 + 60 + 71	2.01	2.01	2.01	5.48	6.49				18.0	4.720	20.7	99
22 + 22 + 25 + 25 + 25	2.55	2.55	2.90	2.90	2.90				13.8	4.890	21.5	99
22 + 22 + 25 + 25 + 35	2.56	2.56	2.91	2.91	4.07				15.0	5.270	23.1	99
22 + 22 + 25 + 25 + 42	2.56	2.56	2.90	2.90	4.88				15.8	5.510	24.2	99
22 + 22 + 25 + 25 + 50	2.55	2.55	2.90	2.90	5.80				16.7	5.750	25.3	99
22 + 22 + 25 + 25 + 60	2.56	2.56	2.91	2.91	6.97				17.9	6.130	26.9	99
22 + 22 + 25 + 25 + 71	2.40	2.40	2.73	2.73	7.75				18.0	5.740	25.2	99
22 + 22 + 25 + 25 + 80	2.28	2.28	2.59	2.59	8.28				18.0	5.410	23.8	99
22 + 22 + 25 + 25 + 100	2.04	2.04	2.32	2.32	9.28				18.0	4.800	21.1	99
22 + 22 + 25 + 35 + 35	2.55	2.55	2.90	4.05	4.05				16.1	5.600	24.6	99
22 + 22 + 25 + 35 + 42	2.56	2.56	2.91	4.08	4.89				17.0	5.840	25.6	99
22 + 22 + 25 + 35 + 50	2.56	2.56	2.91	4.07	5.81				17.9	6.130	26.9	99
22 + 22 + 25 + 35 + 60	2.41	2.41	2.74	3.84	6.59				18.0	5.780	25.4	99
22 + 22 + 25 + 35 + 71	2.26	2.26	2.57	3.60	7.30				18.0	5.370	23.6	99
22 + 22 + 25 + 35 + 80	2.15	2.15	2.45	3.42	7.83				18.0	5.080	22.3	99
22 + 22 + 25 + 42 + 42	2.56	2.56	2.91	4.89	4.89				17.8	6.100	26.8	99
22 + 22 + 25 + 42 + 50	2.46	2.46	2.80	4.70	5.59				18.0	5.900	25.9	99
22 + 22 + 25 + 42 + 60	2.32	2.32	2.63	4.42	6.32				18.0	5.520	24.2	99
22 + 22 + 25 + 42 + 71	2.18	2.18	2.47	4.15	7.02				18.0	5.150	22.6	99
22 + 22 + 25 + 42 + 80	2.07	2.07	2.36	3.96	7.54				18.0	4.880	21.4	99
22 + 22 + 25 + 50 + 50	2.34	2.34	2.66	5.33	5.33				18.0	5.590	24.5	99
22 + 22 + 25 + 50 + 60	2.21	2.21	2.51	5.03	6.03				18.0	5.240	23.0	99
22 + 22 + 25 + 50 + 71	2.08	2.08	2.37	4.74	6.73				18.0	4.910	21.6	99
22 + 22 + 25 + 50 + 80	1.99	1.99	2.26	4.52	7.24				18.0	4.660	20.5	99
22 + 22 + 25 + 60 + 60	2.10	2.10	2.38	5.71	5.71				18.0	4.940	21.7	99
22 + 22 + 25 + 60 + 71	1.98	1.98	2.25	5.40	6.39				18.0	4.640	20.4	99
22 + 22 + 35 + 35 + 35	2.55	2.55	4.06	4.06	4.06				17.3	5.920	26.0	99
22 + 22 + 35 + 35 + 42	2.54	2.54	4.04	4.04	4.85				18.0	6.110	26.8	99
22 + 22 + 35 + 35 + 50	2.41	2.41	3.84	3.84	5.49				18.0	5.780	25.4	99
22 + 22 + 35 + 35 + 60	2.28	2.28	3.62	3.62	6.21				18.0	5.410	23.8	99
22 + 22 + 35 + 35 + 71	2.14	2.14	3.41	3.41	6.91				18.0	5.050	22.2	99
22 + 22 + 35 + 35 + 80	2.04	2.04	3.25	3.25	7.42				18.0	4.800	21.1	99
22 + 22 + 35 + 42 + 42	2.43	2.43	3.87	4.64	4.64				18.0	5.820	25.6	99
22 + 22 + 35 + 42 + 50	2.32	2.32	3.68	4.42	5.26				18.0	5.520	24.2	99
22 + 22 + 35 + 42 + 60	2.19	2.19	3.48	4.18	5.97				18.0	5.180	22.7	99
22 + 22 + 35 + 42 + 71	2.06	2.06	3.28	3.94	6.66				18.0	4.850	21.3	99
22 + 22 + 35 + 42 + 80	1.97	1.97	3.13	3.76	7.16				18.0	4.610	20.2	99
22 + 22 + 35 + 50 + 50	2.21	2.21	3.52	5.03	5.03				18.0	5.240	23.0	99
22 + 22 + 35 + 50 + 60	2.10	2.10	3.33	4.76	5.71				18.0	4.940	21.7	99
22 + 22 + 35 + 50 + 71	1.98	1.98	3.15	4.50	6.39				18.0	4.640	20.4	99
22 + 22 + 35 + 60 + 60	1.99	1.99	3.17	5.43	5.43				18.0	4.660	20.5	99
22 + 22 + 42 + 42 + 42	2.33	2.33	4.45	4.45	4.45				18.0	5.550	24.4	99
22 + 22 + 42 + 42 + 50	2.22	2.22	4.25	4.25	5.06				18.0	5.270	23.1	99
22 + 22 + 42 + 42 + 60	2.11	2.11	4.02	4.02	5.74				18.0	4.960	21.8	99

Indoor Units Combination	Heating Capacity (kW)								Total	Outdoor Unit Power Consumption (kW)	Current (A)	Power Factor (%)
	Unit A	Unit B	Unit C	Unit D	Unit E	Unit F	Unit G	Unit H				
22 + 22 + 42 + 42 + 71	1.99	1.99	3.80	3.80	6.42				18.0	4.660	20.5	99
22 + 22 + 42 + 50 + 50	2.13	2.13	4.06	4.84	4.84				18.0	5.020	22.0	99
22 + 22 + 42 + 50 + 60	2.02	2.02	3.86	4.59	5.51				18.0	4.740	20.8	99
22 + 22 + 50 + 50 + 50	2.04	2.04	4.64	4.64	4.64				18.0	4.800	21.1	99
22 + 25 + 25 + 25 + 25	2.56	2.91	2.91	2.91	2.91				14.2	5.020	22.0	99
22 + 25 + 25 + 25 + 35	2.55	2.90	2.90	2.90	4.06				15.3	5.360	23.5	99
22 + 25 + 25 + 25 + 42	2.55	2.90	2.90	2.90	4.86				16.1	5.600	24.6	99
22 + 25 + 25 + 25 + 50	2.56	2.91	2.91	2.91	5.82				17.1	5.870	25.8	99
22 + 25 + 25 + 25 + 60	2.52	2.87	2.87	2.87	6.88				18.0	6.070	26.7	99
22 + 25 + 25 + 25 + 71	2.36	2.68	2.68	2.68	7.61				18.0	5.630	24.7	99
22 + 25 + 25 + 25 + 80	2.24	2.54	2.54	2.54	8.14				18.0	5.310	23.3	99
22 + 25 + 25 + 25 + 100	2.01	2.28	2.28	2.28	9.14				18.0	4.720	20.7	99
22 + 25 + 25 + 35 + 35	2.56	2.90	2.90	4.07	4.07				16.5	5.700	25.0	99
22 + 25 + 25 + 35 + 42	2.55	2.90	2.90	4.06	4.88				17.3	5.920	26.0	99
22 + 25 + 25 + 35 + 50	2.52	2.87	2.87	4.01	5.73				18.0	6.070	26.7	99
22 + 25 + 25 + 35 + 60	2.37	2.69	2.69	3.77	6.47				18.0	5.660	24.9	99
22 + 25 + 25 + 35 + 71	2.22	2.53	2.53	3.54	7.18				18.0	5.270	23.1	99
22 + 25 + 25 + 35 + 80	2.12	2.41	2.41	3.37	7.70				18.0	4.990	21.9	99
22 + 25 + 25 + 42 + 42	2.54	2.88	2.88	4.85	4.85				18.0	6.110	26.8	99
22 + 25 + 25 + 42 + 50	2.41	2.74	2.74	4.61	5.49				18.0	5.780	25.4	99
22 + 25 + 25 + 42 + 60	2.28	2.59	2.59	4.34	6.21				18.0	5.410	23.8	99
22 + 25 + 25 + 42 + 71	2.14	2.43	2.43	4.09	6.91				18.0	5.050	22.2	99
22 + 25 + 25 + 42 + 80	2.04	2.32	2.32	3.90	7.42				18.0	4.800	21.1	99
22 + 25 + 25 + 50 + 50	2.30	2.62	2.62	5.23	5.23				18.0	5.480	24.1	99
22 + 25 + 25 + 50 + 60	2.18	2.47	2.47	4.95	5.93				18.0	5.150	22.6	99
22 + 25 + 25 + 50 + 71	2.05	2.33	2.33	4.66	6.62				18.0	4.820	21.2	99
22 + 25 + 25 + 50 + 80	1.96	2.23	2.23	4.46	7.13				18.0	4.590	20.2	99
22 + 25 + 25 + 60 + 60	2.06	2.34	2.34	5.63	5.63				18.0	4.850	21.3	99
22 + 25 + 35 + 35 + 35	2.56	2.91	4.08	4.08	4.08				17.7	6.060	26.6	99
22 + 25 + 35 + 35 + 42	2.49	2.83	3.96	3.96	4.75				18.0	5.980	26.3	99
22 + 25 + 35 + 35 + 50	2.37	2.69	3.77	3.77	5.39				18.0	5.660	24.9	99
22 + 25 + 35 + 35 + 60	2.24	2.54	3.56	3.56	6.10				18.0	5.310	23.3	99
22 + 25 + 35 + 35 + 71	2.11	2.39	3.35	3.35	6.80				18.0	4.960	21.8	99
22 + 25 + 35 + 35 + 80	2.01	2.28	3.20	3.20	7.31				18.0	4.720	20.7	99
22 + 25 + 35 + 42 + 42	2.39	2.71	3.80	4.55	4.55				18.0	5.700	25.0	99
22 + 25 + 35 + 42 + 50	2.28	2.59	3.62	4.34	5.17				18.0	5.410	23.8	99
22 + 25 + 35 + 42 + 60	2.15	2.45	3.42	4.11	5.87				18.0	5.080	22.3	99
22 + 25 + 35 + 42 + 71	2.03	2.31	3.23	3.88	6.55				18.0	4.770	20.9	99
22 + 25 + 35 + 50 + 50	2.18	2.47	3.46	4.95	4.95				18.0	5.150	22.6	99
22 + 25 + 35 + 50 + 60	2.06	2.34	3.28	4.69	5.63				18.0	4.850	21.3	99
22 + 25 + 35 + 60 + 60	1.96	2.23	3.12	5.35	5.35				18.0	4.590	20.2	99
22 + 25 + 42 + 42 + 42	2.29	2.60	4.37	4.37	4.37				18.0	5.440	23.9	99
22 + 25 + 42 + 42 + 50	2.19	2.49	4.18	4.18	4.97				18.0	5.180	22.7	99
22 + 25 + 42 + 42 + 60	2.07	2.36	3.96	3.96	5.65				18.0	4.880	21.4	99
22 + 25 + 42 + 42 + 71	1.96	2.23	3.74	3.74	6.33				18.0	4.590	20.2	99
22 + 25 + 42 + 50 + 50	2.10	2.38	4.00	4.76	4.76				18.0	4.940	21.7	99
22 + 25 + 42 + 50 + 60	1.99	2.26	3.80	4.52	5.43				18.0	4.660	20.5	99
22 + 25 + 50 + 50 + 50	2.01	2.28	4.57	4.57	4.57				18.0	4.720	20.7	99
22 + 35 + 35 + 35 + 35	2.44	3.89	3.89	3.89	3.89				18.0	5.860	25.7	99
22 + 35 + 35 + 35 + 42	2.34	3.73	3.73	3.73	4.47				18.0	5.590	24.5	99
22 + 35 + 35 + 35 + 50	2.24	3.56	3.56	3.56	5.08				18.0	5.310	23.3	99
22 + 35 + 35 + 35 + 60	2.12	3.37	3.37	3.37	5.78				18.0	4.990	21.9	99
22 + 35 + 35 + 35 + 71	2.00	3.18	3.18	3.18	6.45				18.0	4.690	20.6	99
22 + 35 + 35 + 42 + 42	2.25	3.58	3.58	4.30	4.30				18.0	5.340	23.5	99
22 + 35 + 35 + 42 + 50	2.15	3.42	3.42	4.11	4.89				18.0	5.080	22.3	99
22 + 35 + 35 + 42 + 60	2.04	3.25	3.25	3.90	5.57				18.0	4.800	21.1	99
22 + 35 + 35 + 50 + 50	2.06	3.28	3.28	4.69	4.69				18.0	4.850	21.3	99
22 + 35 + 35 + 50 + 60	1.96	3.12	3.12	4.46	5.35				18.0	4.590	20.2	99
22 + 35 + 42 + 42 + 42	2.16	3.44	4.13	4.13	4.13				18.0	5.110	22.4	99
22 + 35 + 42 + 42 + 50	2.07	3.30	3.96	3.96	4.71				18.0	4.880	21.4	99
22 + 35 + 42 + 42 + 60	1.97	3.13	3.76	3.76	5.37				18.0	4.610	20.2	99
22 + 35 + 42 + 50 + 50	1.99	3.17	3.80	4.52	4.52				18.0	4.660	20.5	99
22 + 42 + 42 + 42 + 42	2.08	3.98	3.98	3.98	3.98				18.0	4.910	21.6	99
22 + 42 + 42 + 42 + 50	2.00	3.82	3.82	3.82	4.55				18.0	4.690	20.6	99
25 + 25 + 25 + 25 + 25	2.90	2.90	2.90	2.90	2.90				14.5	5.110	22.4	99
25 + 25 + 25 + 25 + 35	2.91	2.91	2.91	2.91	4.07				15.7	5.480	24.1	99
25 + 25 + 25 + 25 + 42	2.90	2.90	2.90	2.90	4.88				16.5	5.700	25.0	99
25 + 25 + 25 + 25 + 50	2.90	2.90	2.90	2.90	5.80				17.4	5.960	26.2	99
25 + 25 + 25 + 25 + 60	2.81	2.81	2.81	2.81	6.75				18.0	5.940	26.1	99
25 + 25 + 25 + 25 + 71	2.63	2.63	2.63	2.63	7.47				18.0	5.520	24.2	99
25 + 25 + 25 + 25 + 80	2.50	2.50	2.50	2.50	8.00				18.0	5.210	22.9	99
25 + 25 + 25 + 25 + 100	2.25	2.25	2.25	2.25	9.00				18.0	4.640	20.4	99
25 + 25 + 25 + 35 + 35	2.90	2.90	2.90	4.06	4.06				16.8	5.780	25.4	99
25 + 25 + 25 + 35 + 42	2.91	2.91	2.91	4.08	4.89				17.7	6.060	26.6	99
25 + 25 + 25 + 35 + 50	2.81	2.81	2.81	3.94	5.63				18.0	5.940	26.1	99
25 + 25 + 25 + 35 + 60	2.65	2.65	2.65	3.71	6.35				18.0	5.550	24.4	99
25 + 25 + 25 + 35 + 71	2.49	2.49	2.49	3.48	7.06				18.0	5.180	22.7	99
25 + 25 + 25 + 35 + 80	2.37	2.37	2.37	3.32	7.58				18.0	4.910	21.6	99
25 + 25 + 25 + 42 + 42	2.83	2.83	2.83	4.75	4.75				18.0	5.980	26.3	99
25 + 25 + 25 + 42 + 50	2.69	2.69	2.69	4.53	5.39				18.0	5.660	24.9	99

Indoor Units Combination	Heating Capacity (kW)								Total	Outdoor Unit Power Consumption (kW)	Current (A)	Power Factor (%)
	Unit A	Unit B	Unit C	Unit D	Unit E	Unit F	Unit G	Unit H				
25 + 25 + 25 + 42 + 60	2.54	2.54	2.54	4.27	6.10				18.0	5.310	23.3	99
25 + 25 + 25 + 42 + 71	2.39	2.39	2.39	4.02	6.80				18.0	4.960	21.8	99
25 + 25 + 25 + 42 + 80	2.28	2.28	2.28	3.84	7.31				18.0	4.720	20.7	99
25 + 25 + 25 + 50 + 50	2.57	2.57	2.57	5.14	5.14				18.0	5.370	23.6	99
25 + 25 + 25 + 50 + 60	2.43	2.43	2.43	4.86	5.84				18.0	5.050	22.2	99
25 + 25 + 25 + 50 + 71	2.30	2.30	2.30	4.59	6.52				18.0	4.740	20.8	99
25 + 25 + 25 + 60 + 60	2.31	2.31	2.31	5.54	5.54				18.0	4.770	20.9	99
25 + 25 + 35 + 35 + 35	2.90	2.90	4.06	4.06	4.06				18.0	6.160	27.1	99
25 + 25 + 35 + 35 + 42	2.78	2.78	3.89	3.89	4.67				18.0	5.860	25.7	99
25 + 25 + 35 + 35 + 50	2.65	2.65	3.71	3.71	5.29				18.0	5.550	24.4	99
25 + 25 + 35 + 35 + 60	2.50	2.50	3.50	3.50	6.00				18.0	5.210	22.9	99
25 + 25 + 35 + 35 + 71	2.36	2.36	3.30	3.30	6.69				18.0	4.880	21.4	99
25 + 25 + 35 + 35 + 80	2.25	2.25	3.15	3.15	7.20				18.0	4.640	20.4	99
25 + 25 + 35 + 42 + 42	2.66	2.66	3.73	4.47	4.47				18.0	5.590	24.5	99
25 + 25 + 35 + 42 + 50	2.54	2.54	3.56	4.27	5.08				18.0	5.310	23.3	99
25 + 25 + 35 + 42 + 60	2.41	2.41	3.37	4.04	5.78				18.0	4.990	21.9	99
25 + 25 + 35 + 42 + 71	2.27	2.27	3.18	3.82	6.45				18.0	4.690	20.6	99
25 + 25 + 35 + 50 + 50	2.43	2.43	3.41	4.86	4.86				18.0	5.050	22.2	99
25 + 25 + 35 + 50 + 60	2.31	2.31	3.23	4.62	5.54				18.0	4.770	20.9	99
25 + 25 + 42 + 42 + 42	2.56	2.56	4.30	4.30	4.30				18.0	5.340	23.5	99
25 + 25 + 42 + 42 + 50	2.45	2.45	4.11	4.11	4.89				18.0	5.080	22.3	99
25 + 25 + 42 + 42 + 60	2.32	2.32	3.90	3.90	5.57				18.0	4.800	21.1	99
25 + 25 + 42 + 50 + 50	2.34	2.34	3.94	4.69	4.69				18.0	4.850	21.3	99
25 + 25 + 42 + 50 + 60	2.23	2.23	3.74	4.46	5.35				18.0	4.590	20.2	99
25 + 25 + 50 + 50 + 50	2.25	2.25	4.50	4.50	4.50				18.0	4.640	20.4	99
25 + 35 + 35 + 35 + 35	2.73	3.82	3.82	3.82	3.82				18.0	5.740	25.2	99
25 + 35 + 35 + 35 + 42	2.62	3.66	3.66	3.66	4.40				18.0	5.480	24.1	99
25 + 35 + 35 + 35 + 50	2.50	3.50	3.50	3.50	5.00				18.0	5.210	22.9	99
25 + 35 + 35 + 35 + 60	2.37	3.32	3.32	3.32	5.68				18.0	4.910	21.6	99
25 + 35 + 35 + 35 + 71	2.24	3.13	3.13	3.13	6.36				18.0	4.610	20.2	99
25 + 35 + 35 + 42 + 42	2.51	3.52	3.52	4.22	4.22				18.0	5.240	23.0	99
25 + 35 + 35 + 42 + 50	2.41	3.37	3.37	4.04	4.81				18.0	4.990	21.9	99
25 + 35 + 35 + 42 + 60	2.28	3.20	3.20	3.84	5.48				18.0	4.720	20.7	99
25 + 35 + 35 + 50 + 50	2.31	3.23	3.23	4.62	4.62				18.0	4.770	20.9	99
25 + 35 + 42 + 42 + 42	2.42	3.39	4.06	4.06	4.06				18.0	5.020	22.0	99
25 + 35 + 42 + 42 + 50	2.32	3.25	3.90	3.90	4.64				18.0	4.800	21.1	99
25 + 35 + 42 + 50 + 50	2.23	3.12	3.74	4.46	4.46				18.0	4.590	20.2	99
25 + 42 + 42 + 42 + 42	2.33	3.92	3.92	3.92	3.92				18.0	4.820	21.2	99
25 + 42 + 42 + 42 + 50	2.24	3.76	3.76	3.76	4.48				18.0	4.610	20.2	99
35 + 35 + 35 + 35 + 35	3.60	3.60	3.60	3.60	3.60				18.0	5.370	23.6	99
35 + 35 + 35 + 35 + 42	3.46	3.46	3.46	3.46	4.15				18.0	5.150	22.6	99
35 + 35 + 35 + 35 + 50	3.32	3.32	3.32	3.32	4.74				18.0	4.910	21.6	99
35 + 35 + 35 + 35 + 60	3.15	3.15	3.15	3.15	5.40				18.0	4.640	20.4	99
35 + 35 + 35 + 42 + 42	3.33	3.33	3.33	4.00	4.00				18.0	4.940	21.7	99
35 + 35 + 35 + 42 + 50	3.20	3.20	3.20	3.84	4.57				18.0	4.720	20.7	99
35 + 35 + 42 + 42 + 42	3.21	3.21	3.86	3.86	3.86				18.0	4.740	20.8	99
22 + 22 + 22 + 22 + 22 + 22	2.55	2.55	2.55	2.55	2.55	2.55			15.3	5.360	23.5	99
22 + 22 + 22 + 22 + 22 + 25	2.56	2.56	2.56	2.56	2.56	2.91			15.7	5.480	24.1	99
22 + 22 + 22 + 22 + 22 + 35	2.55	2.55	2.55	2.55	2.55	4.06			16.8	5.780	25.4	99
22 + 22 + 22 + 22 + 22 + 42	2.56	2.56	2.56	2.56	2.56	4.89			17.7	6.060	26.6	99
22 + 22 + 22 + 22 + 22 + 50	2.48	2.48	2.48	2.48	2.48	5.63			18.0	5.940	26.1	99
22 + 22 + 22 + 22 + 22 + 60	2.33	2.33	2.33	2.33	2.33	6.35			18.0	5.550	24.4	99
22 + 22 + 22 + 22 + 22 + 71	2.19	2.19	2.19	2.19	2.19	7.06			18.0	5.180	22.7	99
22 + 22 + 22 + 22 + 22 + 80	2.08	2.08	2.08	2.08	2.08	7.58			18.0	4.910	21.6	99
22 + 22 + 22 + 22 + 25 + 25	2.55	2.55	2.55	2.55	2.90	2.90			16.0	5.570	24.5	99
22 + 22 + 22 + 22 + 25 + 35	2.56	2.56	2.56	2.56	2.91	4.07			17.2	5.890	25.9	99
22 + 22 + 22 + 22 + 25 + 42	2.55	2.55	2.55	2.55	2.90	4.88			18.0	6.160	27.1	99
22 + 22 + 22 + 22 + 25 + 50	2.43	2.43	2.43	2.43	2.76	5.52			18.0	5.820	25.6	99
22 + 22 + 22 + 22 + 25 + 60	2.29	2.29	2.29	2.29	2.60	6.24			18.0	5.440	23.9	99
22 + 22 + 22 + 22 + 25 + 71	2.15	2.15	2.15	2.15	2.45	6.95			18.0	5.080	22.3	99
22 + 22 + 22 + 22 + 25 + 80	2.05	2.05	2.05	2.05	2.33	7.46			18.0	4.820	21.2	99
22 + 22 + 22 + 22 + 35 + 35	2.51	2.51	2.51	2.51	3.99	3.99			18.0	6.030	26.5	99
22 + 22 + 22 + 22 + 35 + 42	2.40	2.40	2.40	2.40	3.82	4.58			18.0	5.740	25.2	99
22 + 22 + 22 + 22 + 35 + 50	2.29	2.29	2.29	2.29	3.64	5.20			18.0	5.440	23.9	99
22 + 22 + 22 + 22 + 35 + 60	2.16	2.16	2.16	2.16	3.44	5.90			18.0	5.110	22.4	99
22 + 22 + 22 + 22 + 35 + 71	2.04	2.04	2.04	2.04	3.25	6.59			18.0	4.800	21.1	99
22 + 22 + 22 + 22 + 42 + 42	2.30	2.30	2.30	2.30	4.40	4.40			18.0	5.480	24.1	99
22 + 22 + 22 + 22 + 42 + 50	2.20	2.20	2.20	2.20	4.20	5.00			18.0	5.210	22.9	99
22 + 22 + 22 + 22 + 42 + 60	2.08	2.08	2.08	2.08	3.98	5.68			18.0	4.910	21.6	99
22 + 22 + 22 + 22 + 42 + 71	1.97	1.97	1.97	1.97	3.76	6.36			18.0	4.610	20.2	99
22 + 22 + 22 + 22 + 50 + 50	2.11	2.11	2.11	2.11	4.79	4.79			18.0	4.960	21.8	99
22 + 22 + 22 + 22 + 50 + 60	2.00	2.00	2.00	2.00	4.55	5.45			18.0	4.690	20.6	99
22 + 22 + 22 + 25 + 25 + 25	2.56	2.56	2.56	2.91	2.91	2.91			16.4	5.670	24.9	99
22 + 22 + 22 + 25 + 25 + 35	2.55	2.55	2.55	2.90	2.90	4.06			17.5	5.990	26.3	99
22 + 22 + 22 + 25 + 25 + 42	2.51	2.51	2.51	2.85	2.85	4.78			18.0	6.030	26.5	99
22 + 22 + 22 + 25 + 25 + 50	2.39	2.39	2.39	2.71	2.71	5.42			18.0	5.700	25.0	99
22 + 22 + 22 + 25 + 25 + 60	2.25	2.25	2.25	2.56	2.56	6.14			18.0	5.340	23.5	99
22 + 22 + 22 + 25 + 25 + 71	2.12	2.12	2.12	2.41	2.41	6.83			18.0	4.990	21.9	99
22 + 22 + 22 + 25 + 25 + 80	2.02	2.02	2.02	2.30	2.30	7.35			18.0	4.740	20.8	99
22 + 22 + 22 + 25 + 35 + 35	2.46	2.46	2.46	2.80	3.91	3.91			18.0	5.900	25.9	99

MXZ-8B160VA

Note: Electrical data is for outdoor unit only.

Indoor Units Combination	Heating Capacity (kW)									Outdoor Unit Power Consumption (kW)	Current (A)	Power Factor (%)
	Unit A	Unit B	Unit C	Unit D	Unit E	Unit F	Unit G	Unit H	Total			
22 + 22 + 22 + 25 + 35 + 42	2.36	2.36	2.36	2.68	3.75	4.50			18.0	5.630	24.7	99
22 + 22 + 22 + 25 + 35 + 50	2.25	2.25	2.25	2.56	3.58	5.11			18.0	5.340	23.5	99
22 + 22 + 22 + 25 + 35 + 60	2.13	2.13	2.13	2.42	3.39	5.81			18.0	5.020	22.0	99
22 + 22 + 22 + 25 + 35 + 71	2.01	2.01	2.01	2.28	3.20	6.49			18.0	4.720	20.7	99
22 + 22 + 22 + 25 + 42 + 42	2.26	2.26	2.26	2.57	4.32	4.32			18.0	5.370	23.6	99
22 + 22 + 22 + 25 + 42 + 50	2.16	2.16	2.16	2.46	4.13	4.92			18.0	5.110	22.4	99
22 + 22 + 22 + 25 + 42 + 60	2.05	2.05	2.05	2.33	3.92	5.60			18.0	4.820	21.2	99
22 + 22 + 22 + 25 + 50 + 50	2.07	2.07	2.07	2.36	4.71	4.71			18.0	4.880	21.4	99
22 + 22 + 22 + 25 + 50 + 60	1.97	1.97	1.97	2.24	4.48	5.37			18.0	4.610	20.2	99
22 + 22 + 22 + 35 + 35 + 35	2.32	2.32	2.32	3.68	3.68	3.68			18.0	5.520	24.2	99
22 + 22 + 22 + 35 + 35 + 42	2.22	2.22	2.22	3.54	3.54	4.25			18.0	5.270	23.1	99
22 + 22 + 22 + 35 + 35 + 50	2.13	2.13	2.13	3.39	3.39	4.84			18.0	5.020	22.0	99
22 + 22 + 22 + 35 + 35 + 60	2.02	2.02	2.02	3.21	3.21	5.51			18.0	4.740	20.8	99
22 + 22 + 22 + 35 + 42 + 42	2.14	2.14	2.14	3.41	4.09	4.09			18.0	5.050	22.2	99
22 + 22 + 22 + 35 + 42 + 50	2.05	2.05	2.05	3.26	3.92	4.66			18.0	4.820	21.2	99
22 + 22 + 22 + 35 + 50 + 50	1.97	1.97	1.97	3.13	4.48	4.48			18.0	4.610	20.2	99
22 + 22 + 22 + 42 + 42 + 42	2.06	2.06	2.06	3.94	3.94	3.94			18.0	4.850	21.3	99
22 + 22 + 22 + 42 + 42 + 50	1.98	1.98	1.98	3.78	3.78	4.50			18.0	4.640	20.4	99
22 + 22 + 25 + 25 + 25 + 25	2.55	2.55	2.90	2.90	2.90	2.90			16.7	5.750	25.3	99
22 + 22 + 25 + 25 + 25 + 35	2.56	2.56	2.91	2.91	2.91	4.07			17.9	6.130	26.9	99
22 + 22 + 25 + 25 + 25 + 42	2.46	2.46	2.80	2.80	2.80	4.70			18.0	5.900	25.9	99
22 + 22 + 25 + 25 + 25 + 50	2.34	2.34	2.66	2.66	2.66	5.33			18.0	5.590	24.5	99
22 + 22 + 25 + 25 + 25 + 60	2.21	2.21	2.51	2.51	2.51	6.03			18.0	5.240	23.0	99
22 + 22 + 25 + 25 + 25 + 71	2.08	2.08	2.37	2.37	2.37	6.73			18.0	4.910	21.6	99
22 + 22 + 25 + 25 + 25 + 80	1.99	1.99	2.26	2.26	2.26	7.24			18.0	4.660	20.5	99
22 + 22 + 25 + 25 + 35 + 35	2.41	2.41	2.74	2.74	3.84	3.84			18.0	5.780	25.4	99
22 + 22 + 25 + 25 + 35 + 42	2.32	2.32	2.63	2.63	3.68	4.42			18.0	5.520	24.2	99
22 + 22 + 25 + 25 + 35 + 50	2.21	2.21	2.51	2.51	3.52	5.03			18.0	5.240	23.0	99
22 + 22 + 25 + 25 + 35 + 60	2.10	2.10	2.38	2.38	3.33	5.71			18.0	4.940	21.7	99
22 + 22 + 25 + 25 + 35 + 71	1.98	1.98	2.25	2.25	3.15	6.39			18.0	4.640	20.4	99
22 + 22 + 25 + 25 + 42 + 42	2.22	2.22	2.53	2.53	4.25	4.25			18.0	5.270	23.1	99
22 + 22 + 25 + 25 + 42 + 50	2.13	2.13	2.42	2.42	4.06	4.84			18.0	5.020	22.0	99
22 + 22 + 25 + 25 + 42 + 60	2.02	2.02	2.30	2.30	3.86	5.51			18.0	4.740	20.8	99
22 + 22 + 25 + 25 + 50 + 50	2.04	2.04	2.32	2.32	4.64	4.64			18.0	4.800	21.1	99
22 + 22 + 25 + 35 + 35 + 35	2.28	2.28	2.59	3.62	3.62	3.62			18.0	5.410	23.8	99
22 + 22 + 25 + 35 + 35 + 42	2.19	2.19	2.49	3.48	3.48	4.18			18.0	5.180	22.7	99
22 + 22 + 25 + 35 + 35 + 50	2.10	2.10	2.38	3.33	3.33	4.76			18.0	4.940	21.7	99
22 + 22 + 25 + 35 + 35 + 60	1.99	1.99	2.26	3.17	3.17	5.43			18.0	4.660	20.5	99
22 + 22 + 25 + 35 + 42 + 42	2.11	2.11	2.39	3.35	4.02	4.02			18.0	4.960	21.8	99
22 + 22 + 25 + 35 + 42 + 50	2.02	2.02	2.30	3.21	3.86	4.59			18.0	4.740	20.8	99
22 + 22 + 25 + 42 + 42 + 42	2.03	2.03	2.31	3.88	3.88	3.88			18.0	4.770	20.9	99
22 + 22 + 35 + 35 + 35 + 35	2.15	2.15	3.42	3.42	3.42	3.42			18.0	5.080	22.3	99
22 + 22 + 35 + 35 + 35 + 42	2.07	2.07	3.30	3.30	3.30	3.96			18.0	4.880	21.4	99
22 + 22 + 35 + 35 + 35 + 50	1.99	1.99	3.17	3.17	3.17	4.52			18.0	4.660	20.5	99
22 + 22 + 35 + 35 + 42 + 42	2.00	2.00	3.18	3.18	3.82	3.82			18.0	4.690	20.6	99
22 + 25 + 25 + 25 + 25 + 25	2.56	2.91	2.91	2.91	2.91	2.91			17.1	5.870	25.8	99
22 + 25 + 25 + 25 + 25 + 35	2.52	2.87	2.87	2.87	2.87	4.01			18.0	6.070	26.7	99
22 + 25 + 25 + 25 + 25 + 42	2.41	2.74	2.74	2.74	2.74	4.61			18.0	5.780	25.4	99
22 + 25 + 25 + 25 + 25 + 50	2.30	2.62	2.62	2.62	2.62	5.23			18.0	5.480	24.1	99
22 + 25 + 25 + 25 + 25 + 60	2.18	2.47	2.47	2.47	2.47	5.93			18.0	5.150	22.6	99
22 + 25 + 25 + 25 + 25 + 71	2.05	2.33	2.33	2.33	2.33	6.62			18.0	4.820	21.2	99
22 + 25 + 25 + 25 + 25 + 80	1.96	2.23	2.23	2.23	2.23	7.13			18.0	4.590	20.2	99
22 + 25 + 25 + 25 + 35 + 35	2.37	2.69	2.69	2.69	3.77	3.77			18.0	5.660	24.9	99
22 + 25 + 25 + 25 + 35 + 42	2.28	2.59	2.59	2.59	3.62	4.34			18.0	5.410	23.8	99
22 + 25 + 25 + 25 + 35 + 50	2.18	2.47	2.47	2.47	3.46	4.95			18.0	5.150	22.6	99
22 + 25 + 25 + 25 + 35 + 60	2.06	2.34	2.34	2.34	3.28	5.63			18.0	4.850	21.3	99
22 + 25 + 25 + 25 + 42 + 42	2.19	2.49	2.49	2.49	4.18	4.18			18.0	5.180	22.7	99
22 + 25 + 25 + 25 + 42 + 50	2.10	2.38	2.38	2.38	4.00	4.76			18.0	4.940	21.7	99
22 + 25 + 25 + 25 + 42 + 60	1.99	2.26	2.26	2.26	3.80	5.43			18.0	4.660	20.5	99
22 + 25 + 25 + 25 + 50 + 50	2.01	2.28	2.28	2.28	4.57	4.57			18.0	4.720	20.7	99
22 + 25 + 25 + 35 + 35 + 35	2.24	2.54	2.54	3.56	3.56	3.56			18.0	5.310	23.3	99
22 + 25 + 25 + 35 + 35 + 42	2.15	2.45	2.45	3.42	3.42	4.11			18.0	5.080	22.3	99
22 + 25 + 25 + 35 + 35 + 50	2.06	2.34	2.34	3.28	3.28	4.69			18.0	4.850	21.3	99
22 + 25 + 25 + 35 + 35 + 60	1.96	2.23	2.23	3.12	3.12	5.35			18.0	4.590	20.2	99
22 + 25 + 25 + 35 + 42 + 42	2.07	2.36	2.36	3.30	3.96	3.96			18.0	4.880	21.4	99
22 + 25 + 25 + 35 + 42 + 50	1.99	2.26	2.26	3.17	3.80	4.52			18.0	4.660	20.5	99
22 + 25 + 25 + 42 + 42 + 42	2.00	2.27	2.27	3.82	3.82	3.82			18.0	4.690	20.6	99
22 + 25 + 35 + 35 + 35 + 35	2.12	2.41	3.37	3.37	3.37	3.37			18.0	4.990	21.9	99
22 + 25 + 35 + 35 + 35 + 42	2.04	2.32	3.25	3.25	3.25	3.90			18.0	4.800	21.1	99
22 + 25 + 35 + 35 + 35 + 50	1.96	2.23	3.12	3.12	3.12	4.46			18.0	4.590	20.2	99
22 + 25 + 35 + 35 + 42 + 42	1.97	2.24	3.13	3.13	3.76	3.76			18.0	4.610	20.2	99
22 + 35 + 35 + 35 + 35 + 35	2.01	3.20	3.20	3.20	3.20	3.20			18.0	4.720	20.7	99
25 + 25 + 25 + 25 + 25 + 25	2.90	2.90	2.90	2.90	2.90	2.90			17.4	5.960	26.2	99
25 + 25 + 25 + 25 + 25 + 35	2.81	2.81	2.81	2.81	2.81	3.94			18.0	5.940	26.1	99
25 + 25 + 25 + 25 + 25 + 42	2.69	2.69	2.69	2.69	2.69	4.53			18.0	5.660	24.9	99
25 + 25 + 25 + 25 + 25 + 50	2.57	2.57	2.57	2.57	2.57	5.14			18.0	5.370	23.6	99
25 + 25 + 25 + 25 + 25 + 60	2.43	2.43	2.43	2.43	2.43	5.84			18.0	5.050	22.2	99
25 + 25 + 25 + 25 + 25 + 71	2.30	2.30	2.30	2.30	2.30	6.52			18.0	4.740	20.8	99
25 + 25 + 25 + 25 + 35 + 35	2.65	2.65	2.65	2.65	3.71	3.71			18.0	5.550	24.4	99
25 + 25 + 25 + 25 + 35 + 42	2.54	2.54	2.54	2.54	3.56	4.27			18.0	5.310	23.3	99

MXZ-8B160VA

Note: Electrical data is for outdoor unit only.

Indoor Units Combination	Heating Capacity (kW)									Outdoor Unit Power Consumption (kW)	Current (A)	Power Factor (%)
	Unit A	Unit B	Unit C	Unit D	Unit E	Unit F	Unit G	Unit H	Total			
25 + 25 + 25 + 25 + 35 + 50	2.43	2.43	2.43	2.43	3.41	4.86			18.0	5.050	22.2	99
25 + 25 + 25 + 25 + 35 + 60	2.31	2.31	2.31	2.31	3.23	5.54			18.0	4.770	20.9	99
25 + 25 + 25 + 25 + 42 + 42	2.45	2.45	2.45	2.45	4.11	4.11			18.0	5.080	22.3	99
25 + 25 + 25 + 25 + 42 + 50	2.34	2.34	2.34	2.34	3.94	4.69			18.0	4.850	21.3	99
25 + 25 + 25 + 25 + 42 + 60	2.23	2.23	2.23	2.23	3.74	5.35			18.0	4.590	20.2	99
25 + 25 + 25 + 25 + 50 + 50	2.25	2.25	2.25	2.25	4.50	4.50			18.0	4.640	20.4	99
25 + 25 + 25 + 35 + 42 + 35	2.50	2.50	2.50	3.50	3.50	3.50			18.0	5.210	22.9	99
25 + 25 + 25 + 35 + 35 + 42	2.41	2.41	2.41	3.37	3.37	4.04			18.0	4.990	21.9	99
25 + 25 + 25 + 35 + 35 + 50	2.31	2.31	2.31	3.23	3.23	4.62			18.0	4.770	20.9	99
25 + 25 + 25 + 35 + 42 + 42	2.32	2.32	2.32	3.25	3.90	3.90			18.0	4.800	21.1	99
25 + 25 + 25 + 35 + 42 + 50	2.23	2.23	2.23	3.12	3.74	4.46			18.0	4.590	20.2	99
25 + 25 + 25 + 42 + 42 + 42	2.24	2.24	2.24	3.76	3.76	3.76			18.0	4.610	20.2	99
25 + 25 + 35 + 35 + 35 + 35	2.37	2.37	3.32	3.32	3.32	3.32			18.0	4.910	21.6	99
25 + 25 + 35 + 35 + 35 + 42	2.28	2.28	3.20	3.20	3.20	3.84			18.0	4.720	20.7	99
25 + 35 + 35 + 35 + 35 + 35	2.25	3.15	3.15	3.15	3.15	3.15			18.0	4.640	20.4	99
22 + 22 + 22 + 22 + 22 + 22 + 22	2.56	2.56	2.56	2.56	2.56	2.56	2.56		17.9	6.130	26.9	99
22 + 22 + 22 + 22 + 22 + 22 + 25	2.52	2.52	2.52	2.52	2.52	2.52	2.87		18.0	6.070	26.7	99
22 + 22 + 22 + 22 + 22 + 22 + 35	2.37	2.37	2.37	2.37	2.37	2.37	3.77		18.0	5.660	24.9	99
22 + 22 + 22 + 22 + 22 + 22 + 42	2.28	2.28	2.28	2.28	2.28	2.28	4.34		18.0	5.410	23.8	99
22 + 22 + 22 + 22 + 22 + 22 + 50	2.18	2.18	2.18	2.18	2.18	2.18	4.95		18.0	5.150	22.6	99
22 + 22 + 22 + 22 + 22 + 22 + 60	2.06	2.06	2.06	2.06	2.06	2.06	5.63		18.0	4.850	21.3	99
22 + 22 + 22 + 22 + 22 + 25 + 25	2.48	2.48	2.48	2.48	2.48	2.81	2.81		18.0	5.940	26.1	99
22 + 22 + 22 + 22 + 22 + 25 + 35	2.33	2.33	2.33	2.33	2.33	2.65	3.71		18.0	5.550	24.4	99
22 + 22 + 22 + 22 + 22 + 25 + 42	2.24	2.24	2.24	2.24	2.24	2.54	4.27		18.0	5.310	23.3	99
22 + 22 + 22 + 22 + 22 + 25 + 50	2.14	2.14	2.14	2.14	2.14	2.43	4.86		18.0	5.050	22.2	99
22 + 22 + 22 + 22 + 22 + 25 + 60	2.03	2.03	2.03	2.03	2.03	2.31	5.54		18.0	4.770	20.9	99
22 + 22 + 22 + 22 + 22 + 35 + 35	2.20	2.20	2.20	2.20	2.20	3.50	3.50		18.0	5.210	22.9	99
22 + 22 + 22 + 22 + 22 + 35 + 42	2.12	2.12	2.12	2.12	2.12	3.37	4.04		18.0	4.990	21.9	99
22 + 22 + 22 + 22 + 22 + 35 + 50	2.03	2.03	2.03	2.03	2.03	3.23	4.62		18.0	4.770	20.9	99
22 + 22 + 22 + 22 + 22 + 42 + 42	2.04	2.04	2.04	2.04	2.04	3.90	3.90		18.0	4.800	21.1	99
22 + 22 + 22 + 22 + 22 + 42 + 50	1.96	1.96	1.96	1.96	1.96	3.74	4.46		18.0	4.590	20.2	99
22 + 22 + 22 + 22 + 25 + 25 + 25	2.43	2.43	2.43	2.43	2.76	2.76	2.76		18.0	5.820	25.6	99
22 + 22 + 22 + 22 + 25 + 25 + 35	2.29	2.29	2.29	2.29	2.60	2.60	3.64		18.0	5.440	23.9	99
22 + 22 + 22 + 22 + 25 + 25 + 42	2.20	2.20	2.20	2.20	2.50	2.50	4.20		18.0	5.210	22.9	99
22 + 22 + 22 + 22 + 25 + 25 + 50	2.11	2.11	2.11	2.11	2.39	2.39	4.79		18.0	4.960	21.8	99
22 + 22 + 22 + 22 + 25 + 25 + 60	2.00	2.00	2.00	2.00	2.27	2.27	5.45		18.0	4.690	20.6	99
22 + 22 + 22 + 22 + 25 + 35 + 35	2.16	2.16	2.16	2.16	2.46	3.44	3.44		18.0	5.110	22.4	99
22 + 22 + 22 + 22 + 25 + 35 + 42	2.08	2.08	2.08	2.08	2.37	3.32	3.98		18.0	4.910	21.6	99
22 + 22 + 22 + 22 + 25 + 35 + 50	2.00	2.00	2.00	2.00	2.27	3.18	4.55		18.0	4.690	20.6	99
22 + 22 + 22 + 22 + 25 + 42 + 42	2.01	2.01	2.01	2.01	2.28	3.84	3.84		18.0	4.720	20.7	99
22 + 22 + 22 + 22 + 35 + 35 + 35	2.05	2.05	2.05	2.05	3.26	3.26	3.26		18.0	4.820	21.2	99
22 + 22 + 22 + 22 + 35 + 35 + 42	1.98	1.98	1.98	1.98	3.15	3.15	3.78		18.0	4.640	20.4	99
22 + 22 + 22 + 25 + 25 + 25 + 25	2.39	2.39	2.39	2.71	2.71	2.71	2.71		18.0	5.700	25.0	99
22 + 22 + 22 + 25 + 25 + 25 + 35	2.25	2.25	2.25	2.56	2.56	2.56	3.58		18.0	5.340	23.5	99
22 + 22 + 22 + 25 + 25 + 25 + 42	2.16	2.16	2.16	2.46	2.46	2.46	4.13		18.0	5.110	22.4	99
22 + 22 + 22 + 25 + 25 + 25 + 50	2.07	2.07	2.07	2.36	2.36	2.36	4.71		18.0	4.880	21.4	99
22 + 22 + 22 + 25 + 25 + 25 + 60	1.97	1.97	1.97	2.24	2.24	2.24	5.37		18.0	4.610	20.2	99
22 + 22 + 22 + 25 + 25 + 35 + 35	2.13	2.13	2.13	2.42	2.42	3.39	3.39		18.0	5.020	22.0	99
22 + 22 + 22 + 25 + 25 + 35 + 42	2.05	2.05	2.05	2.33	2.33	3.26	3.92		18.0	4.820	21.2	99
22 + 22 + 22 + 25 + 25 + 35 + 50	1.97	1.97	1.97	2.24	2.24	3.13	4.48		18.0	4.610	20.2	99
22 + 22 + 22 + 25 + 25 + 42 + 42	1.98	1.98	1.98	2.25	2.25	3.78	3.78		18.0	4.640	20.4	99
22 + 22 + 22 + 25 + 35 + 35 + 35	2.02	2.02	2.02	2.30	3.21	3.21	3.21		18.0	4.740	20.8	99
22 + 22 + 25 + 25 + 25 + 25 + 25	2.34	2.34	2.66	2.66	2.66	2.66	2.66		18.0	5.590	24.5	99
22 + 22 + 25 + 25 + 25 + 25 + 35	2.21	2.21	2.51	2.51	2.51	2.51	3.52		18.0	5.240	23.0	99
22 + 22 + 25 + 25 + 25 + 25 + 42	2.13	2.13	2.42	2.42	2.42	2.42	4.06		18.0	5.020	22.0	99
22 + 22 + 25 + 25 + 25 + 25 + 50	2.04	2.04	2.32	2.32	2.32	2.32	4.64		18.0	4.800	21.1	99
22 + 22 + 25 + 25 + 25 + 35 + 35	2.10	2.10	2.38	2.38	2.38	3.33	3.33		18.0	4.940	21.7	99
22 + 22 + 25 + 25 + 25 + 35 + 42	2.02	2.02	2.30	2.30	2.30	3.21	3.86		18.0	4.740	20.8	99
22 + 22 + 25 + 25 + 35 + 35 + 35	1.99	1.99	2.26	2.26	3.17	3.17	3.17		18.0	4.660	20.5	99
22 + 25 + 25 + 25 + 25 + 25 + 25	2.30	2.62	2.62	2.62	2.62	2.62	2.62		18.0	5.480	24.1	99
22 + 25 + 25 + 25 + 25 + 25 + 35	2.18	2.47	2.47	2.47	2.47	2.47	3.46		18.0	5.150	22.6	99
22 + 25 + 25 + 25 + 25 + 25 + 42	2.10	2.38	2.38	2.38	2.38	2.38	4.00		18.0	4.940	21.7	99
22 + 25 + 25 + 25 + 25 + 25 + 50	2.01	2.28	2.28	2.28	2.28	2.28	4.57		18.0	4.720	20.7	99
22 + 25 + 25 + 25 + 25 + 35 + 35	2.06	2.34	2.34	2.34	2.34	3.28	3.28		18.0	4.850	21.3	99
22 + 25 + 25 + 25 + 25 + 35 + 42	1.99	2.26	2.26	2.26	2.26	3.17	3.80		18.0	4.660	20.5	99
22 + 25 + 25 + 25 + 35 + 35 + 35	1.96	2.23	2.23	2.23	3.12	3.12	3.12		18.0	4.590	20.2	99
25 + 25 + 25 + 25 + 25 + 25 + 25	2.57	2.57	2.57	2.57	2.57	2.57	2.57		18.0	5.370	23.6	99
25 + 25 + 25 + 25 + 25 + 25 + 35	2.43	2.43	2.43	2.43	2.43	2.43	3.41		18.0	5.050	22.2	99
25 + 25 + 25 + 25 + 25 + 25 + 42	2.34	2.34	2.34	2.34	2.34	2.34	3.94		18.0	4.850	21.3	99
25 + 25 + 25 + 25 + 25 + 25 + 50	2.25	2.25	2.25	2.25	2.25	2.25	4.50		18.0	4.640	20.4	99
25 + 25 + 25 + 25 + 25 + 35 + 35	2.31	2.31	2.31	2.31	2.31	3.23	3.23		18.0	4.770	20.9	99
25 + 25 + 25 + 25 + 25 + 35 + 42	2.23	2.23	2.23	2.23	2.23	3.12	3.74		18.0	4.590	20.2	99
22 + 22 + 22 + 22 + 22 + 22 + 22 + 22	2.25	2.25	2.25	2.25	2.25	2.25	2.25	2.25	18.0	5.340	23.5	99
22 + 22 + 22 + 22 + 22 + 22 + 22 + 25	2.21	2.21	2.21	2.21	2.21	2.21	2.21	2.51	18.0	5.240	23.0	99
22 + 22 + 22 + 22 + 22 + 22 + 22 + 35	2.10	2.10	2.10	2.10	2.10	2.10	3.33		18.0	4.940	21.7	99
22 + 22 + 22 + 22 + 22 + 22 + 22 + 42	2.02	2.02	2.02	2.02	2.02	2.02	3.86		18.0	4.740	20.8	99
22 + 22 + 22 + 22 + 22 + 22 + 25 + 25	2.18	2.18	2.18	2.18	2.18	2.18	2.47	2.47	18.0	5.150	22.6	99
22 + 22 + 22 + 22 + 22 + 22 + 25 + 35	2.06	2.06	2.06	2.06	2.06	2.06	2.34	3.28	18.0	4.850	21.3	99
22 + 22 + 22 + 22 + 22 + 22 + 25 + 42	1.99	1.99	1.99	1.99	1.99	1.99	2.26	3.80	18.0	4.660	20.5	99
22 + 22 + 22 + 22 + 22 + 22 + 35 + 35	1.96	1.96	1.96	1.96	1.96	1.96	3.12	3.12	18.0	4.590	20.2	99

MXZ-8B160VA

Note: Electrical data is for outdoor unit only.

Indoor Units Combination	Heating Capacity (kW)									Outdoor Unit Power Consumption (kW)	Current (A)	Power Factor (%)
	Unit A	Unit B	Unit C	Unit D	Unit E	Unit F	Unit G	Unit H	Total			
22 + 22 + 22 + 22 + 22 + 25 + 25 + 25	2.14	2.14	2.14	2.14	2.14	2.43	2.43	2.43	18.0	5.050	22.2	99
22 + 22 + 22 + 22 + 22 + 25 + 25 + 35	2.03	2.03	2.03	2.03	2.03	2.31	2.31	3.23	18.0	4.770	20.9	99
22 + 22 + 22 + 22 + 22 + 25 + 25 + 42	1.96	1.96	1.96	1.96	1.96	2.23	2.23	3.74	18.0	4.590	20.2	99
22 + 22 + 22 + 22 + 25 + 25 + 25 + 25	2.11	2.11	2.11	2.11	2.39	2.39	2.39	2.39	18.0	4.960	21.8	99
22 + 22 + 22 + 22 + 25 + 25 + 25 + 35	2.00	2.00	2.00	2.00	2.27	2.27	2.27	3.18	18.0	4.690	20.6	99
22 + 22 + 22 + 25 + 25 + 25 + 25 + 25	2.07	2.07	2.07	2.36	2.36	2.36	2.36	2.36	18.0	4.880	21.4	99
22 + 22 + 22 + 25 + 25 + 25 + 25 + 35	1.97	1.97	1.97	2.24	2.24	2.24	2.24	3.13	18.0	4.610	20.2	99
22 + 22 + 25 + 25 + 25 + 25 + 25 + 25	2.04	2.04	2.32	2.32	2.32	2.32	2.32	2.32	18.0	4.800	21.1	99
22 + 25 + 25 + 25 + 25 + 25 + 25 + 25	2.01	2.28	2.28	2.28	2.28	2.28	2.28	2.28	18.0	4.720	20.7	99
25 + 25 + 25 + 25 + 25 + 25 + 25 + 25	2.25	2.25	2.25	2.25	2.25	2.25	2.25	2.25	18.0	4.640	20.4	99

Energy Saving with High EER and COP

Thanks to inverter technology, we have realised a higher energy efficiency COP of 4.79 (MXZ-4C71VA in heating) for maximum comfort.

**COP
4.79**

Quiet Operation (Silent Mode)*

With the MXZ outdoor unit, operating noise (outdoor) is just 44dB* (MXZ-3C54/4C80 in cooling mode). In combination with the MSZ-FB25VA, indoor noise can also be reduced to a quiet 20dB.

**Indoor Only
20
dB** **Outdoor Only
44
dB**

*Quiet mode needs to be set when installed.

Advanced Remote Controller

The optional wired remote controller (PAR-30MAA*) with a weekly timer function enables eight separate pattern settings in a single day.

*Requires optional interface (MAC-333IF-E)



PAR-30MAA

Fix Operation Mode

"Fix Operation Mode" can be selected to prevent operating in an erroneous mode. This is especially convenient in places where many people gather, such as in hotels.

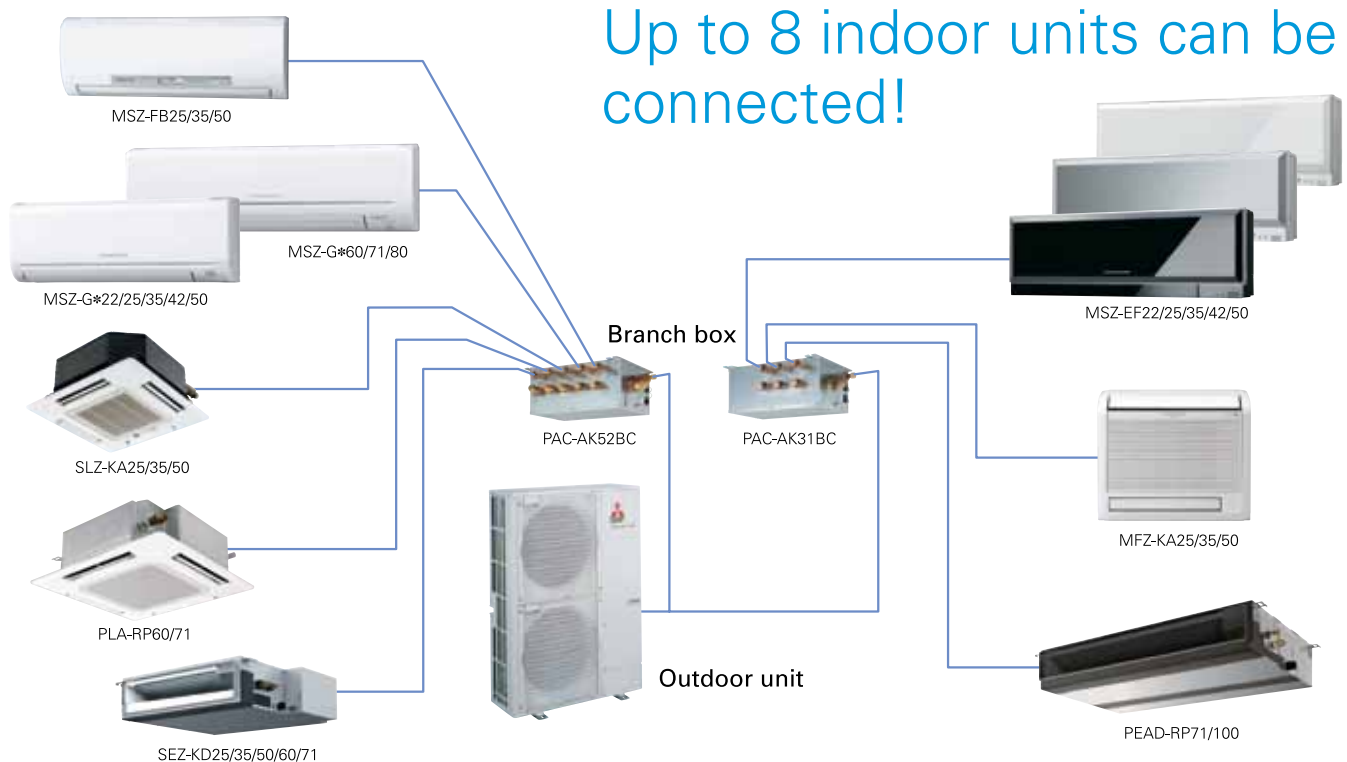
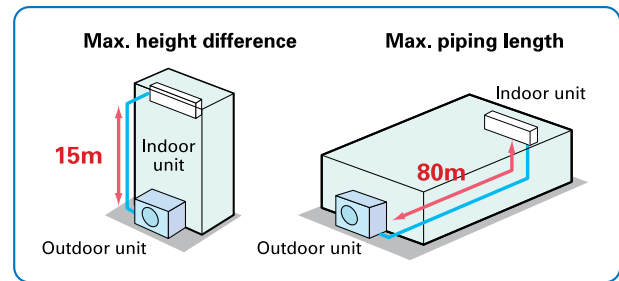
Operable under Low Outdoor Temperatures

Even when it is as cold as -15°C outside, both heating and cooling operation are possible. Cooling may be suitable in winter for crowded spaces such as in pubs.

Longer Piping Length

To ease installation work at any site, piping is extendable up to 80 metres* in total length and 15 metres in height (additional refrigerant charge may be required).

*MXZ-5/6



Warm, even heat in winter and cool comfort in summer is only a phone call or click away.

Simply contact your nearest Mitsubishi Electric Specialist today and you can find out all there is to know about how to enhance your living environment. Our specialists are fully qualified to give you all the right advice on which Mitsubishi Electric Air Conditioning System is right for you.

To locate your nearest Mitsubishi Electric Specialist go to our website

<http://www.MitsubishiElectric.com.au>

They will determine whether a Compact Inverter System or a Power Inverter System best suits your needs, both in comfort and efficiency. You can either visit one of our Specialist's Showrooms, or they will happily arrange for one of their Consultants to come to your home.

All Mitsubishi Electric Air Conditioning Systems are MEPS (Minimum Efficiency Performance Standard) Compliant, so you can be sure that they will give you the performance and efficiency that they were designed to deliver.



▲ NOTICE

- Products in this brochure contain and operate with R410A refrigerant and synthetic oils. Please refer to the installation instructions before installation or servicing of these products.
- Under Australian law, only persons suitably licensed are permitted to install, service or repair air conditioning units.
- The buyer must ensure that the person and/or company who is to install, service or repair the air conditioner has the necessary licenses, qualifications and experience to perform the work.
- Do not install indoor units in areas (e.g., mobile phone base stations) where the emission of VOCs such as phthalate compounds and formaldehyde is known to be high, as this may result in a chemical reaction.
- When installing, relocating or servicing the air conditioners, use only the specified refrigerant (R410A) to charge the refrigerant lines. Do not mix the specified refrigerant with any other refrigerant and do not allow air to remain in the lines. If air is mixed with the refrigerant, it can be the cause of abnormally high pressure in the refrigerant lines and may result in an explosion and other hazards. The use of a refrigerant other than the one specified for the system will cause mechanical failure, system malfunction or unit breakdown. In some cases, it may also seriously reduce product safety.



Mitsubishi Electric Shizuoka Works acquired ISO9001 certification under Series 9000 of the International Standard Organization (ISO) based on a review of Quality warranties for the production of air conditioning equipment. The plant also acquired environmental management system standard ISO 14001 certification.



MITSUBISHI ELECTRIC CORPORATION

HEAD OFFICE: TOKYO BLDG., 2-7-3, MARUNOUCHI, CHIYODA-KU, TOKYO 100-8310, JAPAN

MITSUBISHI ELECTRIC AUSTRALIA PTY.LTD. (Incorporated in New South Wales) ABN 58 001 215 792
<http://www.mitsubishielectric.com.au/>

New South Wales:
348 Victoria Road, Rydalmere NSW 2116
Ph: (02) 9684 7555 Fax: (02) 9898 1043

Newcastle:
271 Brunner Road, Adamstown NSW 2289
Ph: (02) 4978 7813 Fax: (02) 4978 7899

Canberra:
1st Floor, 12 Albany Street, Fyshwick ACT 2609
Ph: (02) 6162 6303 Fax: (02) 6162 6300

Victoria/Tasmania:
Suite 2, 10-16 Compark Circuit
Mulgrave VIC 3170
Ph: (03) 9535 7800 Fax: (03) 9535 7801

North QLD - Townsville:
Level 1, 112 Denham Street, Townsville QLD 4810
Ph: (07) 4728 5223 Fax: (07) 4771 3310

Queensland/Northern Territory:
Building 101, 2A Boronia Road
Brisbane Airport QLD 4008
Ph: (07) 3623 2000 Fax: (07) 3860 6761

South Australia:
Suite 1, 224 Glen Osmond Road, Fullarton SA 5063
Ph: (08) 8338 1001 Fax: (08) 8338 0501

Western Australia:
Unit 5, 329 Collier Road, Bassendean WA 6054
Ph: (08) 9377 3400 Fax: (08) 9377 3499

Revised publication, effective June 2012.
Superseding publication S-179-1-C8864-A Sep. 2011.
Specifications subject to change without notice.