


Innov-is Ie

brother®
at your side



Innov-is Ie

The premier sewing and embroidery machine with state-of-the-art features; ideal for the discerning enthusiast.

- High resolution ASV LCD screen with intuitively placed icons
- Unique intelligent eye camera system
- Revolutionary surround natural lighting system
- Largest ever inner arm work space



Innovation just found a beautiful new home

With over 100 years of sewing excellence to its name, Brother is proud to present the Innov-is **I_o**. It's the ideal companion for sewing enthusiasts, offering unparalleled scope for creative expression from the most technically advanced and user-friendly machine available on the market today.

There are so many wonderful functions and benefits to discover:

- An ultra fast processing speed to let you find, edit and preview your designs quicker than ever.
- A new natural lighting system to illuminate your projects in their true bright colours, across the whole sewing area.
- An expansive workspace, plus an embroidery attachment.
- Innov-is **I_o** Continuous Automatic Pressure Sensor (ICAPS) which continuously detects the fabric thicknesses while sewing, and automatically adjusts the presser foot pressure for precise, even stitching throughout your project.

You'll be amazed by what the Innov-is **I_o** offers. The new features, make sewing easy and rewarding, and will transform the way you think about sewing itself, with Print and Stitch and wider crafting capabilities.



The best view in the world

The Innov-is **Ie** is a revolutionary machine, with an intelligent camera eye, giving you a magnified, pin-sharp view of your sewing area. At the touch of a button, it shows you your exact needle drop position – before you start to sew.

Think how easy it could be to combine decorative stitch patterns into precisely aligned borders. With our amazing camera eye technology, you can clearly see the whole sewing area, allowing more precise and accurate sewing. Sew professional-looking designs and seams with the latest fabric edge sensor technology.



Using the Innov-is **Ie** is an experience like no other. It's just packed with features to make light work of even the most complex projects.

By saving valuable time with the enhanced threading system, threading is accomplished with the push of a button, regardless of variations in needle size and thread type.



Key features

- Position your embroidery designs precisely.
- Edit designs on screen and see a preview of the completed pattern on your project.
- Advanced sensing technology makes edge sewing effortless. The camera detects the fabric edge, ensuring uniform stitching at the desired distance.
- Easy-to-align embroidering positions using the built-in camera.
- Magnified view of needle position allows precise needle placement in those hard -to-see areas – especially useful when attaching buttons and making buttonholes.
- Scan and display hooped projects on the LCD screen and position embroidery designs exactly where you want them.



More refinements than any other machine, including:

- Four way spool pin (two horizontal and two vertical);
- Smooth multi-directional feed, enabling you to sew straight stitch in 8 directions and zig-zag in 4, without turning the fabric;
- Especially useful for patchwork and those hard-to-reach areas;
- 7-point feed dog for smooth and even sewing;
- A quick-set bobbin – simply drop in the bobbin and you are ready to sew;
- An independent bobbin winding system with new adjustable speed function allows you to wind a new bobbin in whilst you sew;
- My custom stitch – the freedom to create your own stitch style directly on the screen;
- Beautiful, precise and even stitching is achieved as the automatic pressure sensor, ICAPS, continuously detects the fabric thickness and adjusts the pressure foot.

The biggest, brightest workspace

The Innov-is **Ie** is light years ahead of the market, having eight powerful LED lamps emitting full spectrum lighting, for the ultimate in clarity and true-to-life colour. The unique lens creates a 25cm pool of light around the needle.

Look at the space you have, too! Over 12.5cm deep and 25cm wide, it's the best ever from Brother. With a roomy 323mm square to work in, it's never been easier to handle large items such as quilts or jackets. And the same goes for your most expressive sewing and embroidery.



Key features

- Unique LED lighting produces the brightest, and most natural colours.
- Wide dispersion of light is angled to give you maximum illumination all around the needle.
- Attaching the embroidery arm gives even more space to sew.
- Adjust the lighting between five levels of brightness, including off mode.
- Easy-to-use jumbo hoop lets you embroider designs up to 30cm by 20cm.
- Accessory case designed to fit within the arm of the Innov-is **Ie** for easy storage.

As with everything about the Innov-is **Ie**, the choice is there – and it's yours! The Innov-is **Ie** comes complete with hundreds of built-in patterns and many large and truly distinctive designs.



Features and functions



Extra large embroidery area
30cm x 20cm

Create even larger embroidery designs. Add flexibility and impact to your designs.



Independent bobbin winding with adjustable speed

Wind a new bobbin while you continue to sew.



Slide control adjusts speed from slow to fast and can be programmed to alter stitch width

The customised speed control allows you to program the stitch width so you can create your own zigzag patterns while you sew.



2-pin spool stand

Detachable large 2-pin spool stand for large spool thread delivery or easy twin needle sewing.



Automatic electronic needle threading

Threading the needle is so simple, at the touch of a button.



Lighting

Natural surround lighting system with light adjusting function.



Extra large touch screen

Simply touch the screen to select embroidery patterns, stitches, powerful editing functions, help and video tutorials.



3 USB ports
(2 host and 1 slave)

Send embroidery designs directly to/from your PC. Connect USB devices such as memory sticks, and memory card reader/writer.

Innov-is 10 (ICAPS)

Innov-is 10 Continuous Automatic Pressure Sensor (ICAPS) continuously detects fabric thicknesses while sewing and automatically adjusts the presser foot pressure for beautiful, precise, even stitching throughout your project.



Quick-set bobbin

Just drop in a full bobbin and be ready to sew immediately.



7-point dog feed

Extra teeth for smoother feeding, helping to create superior stitch quality.



Knee lift

Free up your hands by using the knee lift to raise/lower the presser foot. Ideal for working on larger projects such as quilts. 3 position setting for greater comfort.

The perfect touch – a screen as wide as your imagination

The most user-friendly machine ever – and foremost in terms of its display icons and easy-to-follow functions. The touch-screen interface lets you choose and edit any pattern to create the most sophisticated designs. And the familiar Brother icons are still intuitively placed, but have a fresh 3D look.

With its 176 degree viewing angle, you can view the screen comfortably from any angle or position, even standing away – all with little or no colour shifting. So the designs you are working on are always crisp and clear, to help you achieve perfect results.

Key features

- Large screen size, 21.6cm diagonally.
- High resolution WGA screen.
- 16,777,266 colours.
- Extra-wide 176 degree viewing angle.
- Ultra fast processing speed allows you to find and edit your designs quicker than ever before.
- Instant realistic previews of designs in sharp detail.
- User-friendly control via the easy touch screen icons. Use either your finger, stylus or the USB mouse.
- Stitch Recalculate – automatically recalculates the number of stitches in a design to maintain stitch density.
- Choose from the built-in screen savers or upload your favourite photographs and images to create your own slide show.
- Patterns size can be increase by upto 200% or reduced by upto 60%.



Exclusive Colour Shuffling™

With the new Colour Shuffling™ function, the Innov-is **Ie** makes it easy to choose new colour schemes for embroidery designs.

Select from 'Random', 'Gradient', 'Vivid', and 'Soft' styles and choose your favourite from the range of colour combinations displayed on screen.



My Custom Design

Create your own unique embroidery designs with the My Custom Design, feature which includes a specially designed tablet and pen.

The Innov-is **Ie** will turn your unique designs into an embroidery pattern ready for you to sew.

The Innov-is **Ie** is the ultimate machine on the market for sewing, quilting, embroidery and crafting – four themes integrated into a single product to match all your dreams and talents.

Bobbin work

Create embroidery with an extra dimension. Decorative threads and ribbon can often be too thick to be fed through a needle. With the Innov-is **Ie**, these can now be wound onto the bobbin and sewn underneath the fabric. 14 new bobbin work embroidery patterns are included. In addition to this, free motion and various straight and utility stitches can also be used to create wonderful embellished effects.

You can also create your very own stitch patterns just by pointing and clicking. If you can imagine it, the Innov-is **Ie** will help you create it. There's almost no limit to its ability to speed up your sewing, save you time and effort, improve your results and open new doors to your sewing experience.



You can do anything with the many built-in embroidery patterns – combine them, change their size, rotate them, repeat them and edit them any way you wish.

Key features

- Unlimited possibilities to apply your ideas and skills, from t-shirts, nightwear, cushions and quilts to wallhangings etc.
- Edit designs on screen and see a preview of the completed pattern on your project.
- Creates three-dimensional embroidered designs on any printable fabric.



Expand your horizons with Print and Stitch



Who else but Brother could enable you to combine printed images with precision embroidery to create your own original works of art? Think of the possibilities – family and holiday photos, pets, or any subjects you choose.

Embroidery patterns can be combined with printed backgrounds that are built into the Innov-is **Ie**, or create your own Print and Stitch data with the optional personal embroidery design software PE-Design Next.

Just waiting to be used

- Appliqué creator – for rich, full colour appliqués, even on badges and medallions.
- Paper punching capability – turn off the thread sensor and create cards or objets d'art.
- Dozens of exclusive decorative borders, monograms and stitch patterns.
- Embroider multicoloured designs in a single colour thread with no interruption.




Hundreds of decorative and utility stitches all built in

Over 1,800 built-in stitches including:

- 3 fonts with a total of 918 alphabetical characters*
- Decorative stitches – 786 stitches
- Utility stitches – 148 stitches
- Total – 1,852 stitches.

*Each character can be stitched in two sizes




...and as many patterns featuring exclusive designs

The Innov-is **I** comes complete with hundreds of built-in patterns with many large and truly distinctive designs, giving you a fantastic range of choice, perfect for any project.

Quilt design

First, classic Swiss embroideries from the early 20th century, ideal for heirloom sewing projects.



Vintage design

Add beautiful embellishments to your sewing with these popular vintage inspired patterns.



New European design

Or choose the more contemporary European designer patterns, perfect for fabulous fibre art.



30 exclusive initial patterns

Or perhaps you'd prefer to create monogrammed items using a set of initial patterns from an established Japanese embroidery collector.



Japanese design

And with Asian inspired fashion so much in vogue, take a look at the wonderful Kanji characters, exclusively made by a Japanese calligraphy artist.






Table and free motion grip

Expand the work area with an easy-to-attach, extra wide extension table that is perfect for large quilting and sewing projects.

This table also offers an on-board ruler for those last minute measurements, a storage area for your knee lifter and Free-Motion Grip to give you added control and visibility for your projects.



Border frame

This border frame simplifies the process of making beautiful borders.

Used in conjunction with the built-in software in the Innov-is I_o, you can create continuous border patterns from the stunning built-in designs.



Embroidery card reader

The embroidery card reader will read Brother's extensive library of embroidery cards*.

Simply connect the card reader via the USB port and you can send designs directly to the Innov-is I_o.

*Not compatible with Disney memory cards.



Ten Spool Thread Stand

This ten-spool thread stand snaps securely in place onto your machine to provide 10 vertical spool pins for thread delivery or bobbin storage. Allows easy access to frequently used thread colours.

Place your threads in the proper colour sequence for your next embroidery, quilting or sewing project. The spool pins can easily be removed to accommodate a variety of spool sizes.



PE-Design software

Brother's range of embroidery design software offers features to suit all, from the beginner to the advanced user.



FREE 3-year warranty

Brother's Innov-is I_o sewing and embroidery machines come complete with a 3-year manufacturer's warranty for peace of mind.

Contact:

Brother Sewing UK

Audenshaw, Manchester M34 5JD
Tel: 08444 999 444 www.brother.eu

Your calls to us may be monitored or recorded for training purposes. Specification correct at time of going to print. Brother is a registered trademark of Brother Industries Ltd. Brand product names are registered trademarks or trademarks of their respective company

For the full range of available accessories visit
www.brothersewing.eu

brother
at your side