


# Quilter's Edition

## Innov-is 200

Full range of built-in features

- 80 stitches
- LED screen
- Handy central controls
- Automatic reverse/reinforcement stitch
- Needle stop position control
- Extra large sewing bed
- Seven styles of one step automatic buttonholes
- Automatic needle threader
- Twin needle
- Drop feed
- Presser foot pressure adjustment
- Presser foot levelling button
- Seven point feed
- Sliding speed control
- Quick-set bobbin
- F.A.S.T bobbin winding system
- Free arm
- Switch illumination
- Accessory compartment
- Initial needle position change function
- Dual LED lamp
- Front spool
- Upper thread shutter

### 80 Built-in stitch selections



### What's in the box

#### Accessory kit



#### Hard Cover



### Optional Extras

#### Quilting foot, walking foot and wide table



At your side.  
**brother**



**SPECIAL QUILTING ATTACHMENTS INCLUDED**  
Walking Foot  
Quilting Foot  
1/4-Inch Quilting Foot




## Quilter's Edition

### Innov-is 200

An easy to use computerised sewing machine with touch-button controls and pre-programmed stitches.

- 80 Stitches
- Easy to use control panel with LED Display
- Advanced Needle Threading System



### Contact

**brother** At your side.  
BROTHER INDUSTRIES, LTD. NAGOYA, JAPAN  
<http://www.brother.com>

Specification correct at time of printing. Brother is a registered trademark of Brother Industries Ltd.  
Brand product names are registered trademarks or trademarks of their respective companies.

H6090006  
Printed in Japan



## Bring fresh style to your home with the Innov-is 200

Be sure of the best stitch every time

The **Innov-is 200** puts all the function buttons at your fingertips in one convenient, easy-to-use touch pad operation panel. This computerised sewing machine is feature packed and offers 80 built-in stitches and special features that allow you to sew perfect seams on any weight of fabric.

The extra-large sewing bed has been designed for easy handling of large articles such as bed linens and quilts.



### Easy to use functions

Just choose the function you want from the control panel, press the button and you're away.



#### LED digital display

Displays the stitch pattern number (easily keyed in from the choice of 80 stitches) and also shows the stitch length and stitch width settings.



#### Initial needle position change function

Lets you move the needle to the left or the centre making it easy to sew your fabric at exactly the point you wish.



#### Direct setting keys

Incorporating:



#### Reinforcement Key

Automatically sews reinforcement stitches.




#### Needle Stop position key

Stop the needle in either the up or down position. Choose the needle down position and rotate the fabric for complete control when stitching corners. Or choose the needle up position when stitching straight seams.




#### Twin needle key

The **Innov-is 200** is designed for twin needle sewing, letting you sew with two top threads. Use the same colour or create decorative stitches with two different colours – the choice is yours. Whatever your sewing skills, the **Innov-is 200** gives you an accurate, professional looking finish every time.



### Stitch reference panel

The **Innov-is 200** is supplied with a detachable stitch reference panel, so you can easily find the number of the stitch you want to use.



#### Quick set bobbin

Just drop in a full bobbin, thread in the direction of the arrow, and you're ready to sew. Nothing could be simpler.



#### F.A.S.T. bobbin winding system

Just wind the thread around the bobbin, pass it through the guide slot and press start. It's bobbin winding made easy.



#### Slide speed control

Easy speed alteration allows you to sew with accuracy on intricate details or curves.



#### Extra large sewing bed

The extra width of the **Innov-is 200** helps make light work of large articles such as quilts and bed linen.



#### Seven-point feed

With extra teeth for smoother feeding, it gives superior stitch quality, smooth pinpoint seams on any weight of fabric, from sheer silk to corduroy and denim.



#### Presser-foot pressure adjustment

Helps you stitch pucker-free seams on even the stretchiest of knits. Simply adjust the pressure applied by the presser foot.



#### Advanced needle threading system

With the **Innov-is 200's** advanced in-built system, threading the needle is effortless.



#### Accessory compartment

Storage for all the included accessories that come with the **Innov-is 200**.