



The NEW & IMPROVED PC3 is a customer-inspired design offering unique features and improvements made over the years, making it one of the most durable and best performing traction hoists in the market.

Better Than Ever - Safer, Smarter, Stronger

Improves Bottom Line

- Easy to operate
- Longer service life
- Lowest annual service cost
- Lowest cost to inventory parts
- Fewer voltage problems
- Workers of all skill levels can troubleshoot and fix most problems

Made in the USA

- Rapid local service and support
- Faster parts supply
- Quickest turnaround time

Robust and Proven Design

- Proven load-dependent traction system
- Lowest probability for rope jams
- Superior electrical design makes troubleshooting and repairs fast and easy
- Mechanical components carry minimum 105 operating hour life with regular service
- Removable motherboard with electrical components for quick, inexpensive power-induced repairs
- Change the motherboard out to solve an electrical issue in less than 5 minutes
- Longer service life between replacements
- Less prone to breaking



PC3 Controls face operator for better operator interface



Optional slack rope device internal to hoist



High strength cable gland





	PC3-1000E	PC3-1500E	PC3-15003E	PC3-1000-110V*
Working Load Limit	1,000 lb	1,500 lb	1,500 lb	1,000 lb
Speed	35 ft/min.	35 ft/min.	35 ft/min.	>15 ft/min.
Weight	99 lb	101 lb	100 lb	99 lb
Voltage	208VAC, 60Hz, single phase	208VAC, 60Hz, single phase	208VAC, 60Hz, 3 phase	110VAC, 60Hz, single phase
Circuit Breaker (amps)	7A	12A	7A	12A
Dimensions (HxWxD)	14 in. x 12 3/4 in. x 23 1/2 in.			

* Some features vary. Contact Power Climber for details.

3 easy steps

Solve electrical issues in less than 5 minutes by changing the motherboard



Standard Features of the **PC3 Hoist**

Feature	Function	Benefit
Clean, contained design	<ul style="list-style-type: none"> Engineered high strength glass fiber reinforced composite covers protect components from debris and abuse Fast removal allows easy inspection and serviceability 	<ul style="list-style-type: none"> Turn service takes 10 minutes Eliminates cleaning with wire brush Saves repair labor expense
Broad operating range: 177-228 run volts	<ul style="list-style-type: none"> Superior low voltage operation 	<ul style="list-style-type: none"> Reduces service calls Eliminates power-induced downtime Allows longer drops with yoked hoists
Load sensitive traction	<ul style="list-style-type: none"> Applies only the traction needed to lift load, not full 1,000-1,500 lbs lifting force on rope Reduces risk of wire rope jam Reduces wire rope wear 	<ul style="list-style-type: none"> Great tolerance of wire rope condition Extends wire rope life, saving you money Save up to an estimated \$1,000 per incident of repairs to wire rope jams
Mounted electrical components on motherboard	<ul style="list-style-type: none"> All electrical components are mounted on motherboard and easily removed from 3 screws and 4 connectors 	<ul style="list-style-type: none"> Reduces jobsite repair to motherboard replacement for troubleshooting later Simplifies electrical service calls, reducing labor costs Reduces inventory cost of replacement components
Designed for service efficiency	<ul style="list-style-type: none"> Easy visual inspection and access Clean design with fewer parts Stands upright for easy access 	<ul style="list-style-type: none"> Turn service takes 10 minutes Annual service takes 1 hour
Voltage indicator	<ul style="list-style-type: none"> Indicates voltage to unit 	<ul style="list-style-type: none"> Easy visual inspection can eliminate a service call Technician can diagnose voltage problem by phone
Remote ready	<ul style="list-style-type: none"> Built-in pendant port accepts plug-in remote control 	
Built-in overspeed brake	<ul style="list-style-type: none"> Stops hoist in overspeed condition Cannot be forgotten, bypassed or dismantled Can be manually activated 	<ul style="list-style-type: none"> Ensures greater operator safety Unmatched reliability
Warranty	<ul style="list-style-type: none"> 2 years 	<ul style="list-style-type: none"> Reduces financial risk of design/manufacturing defect

Optional Features of the PC3 Hoist


Optional built-in secondary wire rope	<ul style="list-style-type: none"> Allows use of secondary suspension wire rope for required applications or to eliminate independent safety lines at minor additional cost Designed to mount into hoist for maximum durability and security 	<ul style="list-style-type: none"> More versatile hoist ready for any application Saves money
Optional overload kit	<ul style="list-style-type: none"> Allows load to be shop-set to 750 lbs or to 1,250 lbs on 1,500 lb models 	<ul style="list-style-type: none"> Reduces rigging material and labor
Optional top limit switch	<ul style="list-style-type: none"> Stops upward travel on contact with an overhead obstruction for PI or special applications 	<ul style="list-style-type: none"> Easy installation saves time and money



Easy to locate Operators Manual



Robust remote control system



Easy to identify
overspeed activation for
troubleshooting

PC3

Easy inspection of internal wear components. Quick, easy and simple hoist overhaul repair takes less than an hour.



We design, manufacture and distribute the highest quality traction hoists and suspended access systems in the market.



Not all manufacturers invest in UL® and CUL® classification. **Power Climber does.**

UL® and CUL®

Power Climber designs, engineers, builds and tests its hoists in accordance with the Underwriters Laboratories UL1323 standard for hoists as required under OSHA 1910.28(i)(1) & (g)(3) and 1926.451(d)(13).

Power Climber Solution

Power Climber makes the choice to list our hoists with UL® and CUL® because it provides users with equipment that is safer than products listed by other labs.



OSHA

Employers are required under OSHA to use hoists tested by both a Nationally Recognized Testing Laboratory and a Qualified Testing Laboratory, depending on which code section applies.

Power Climber

Power Climber has been engineering and manufacturing hoists, platforms, rigging equipment, safety gear and accessories for the suspended access industry since 1972. With facilities in North America, Europe and Asia, Power Climber distributes its reliable network of products to world-class facility owners and best-in-class rental companies across the globe.

365 Upland Drive
Seattle, WA 98188 USA
+1 (206) 394-5306
+1 (800) 560-2546

www.powerclimber.com



Quality made in the USA. U.S. patent No. 5,090,666. Patented in other major countries. Other patents pending.