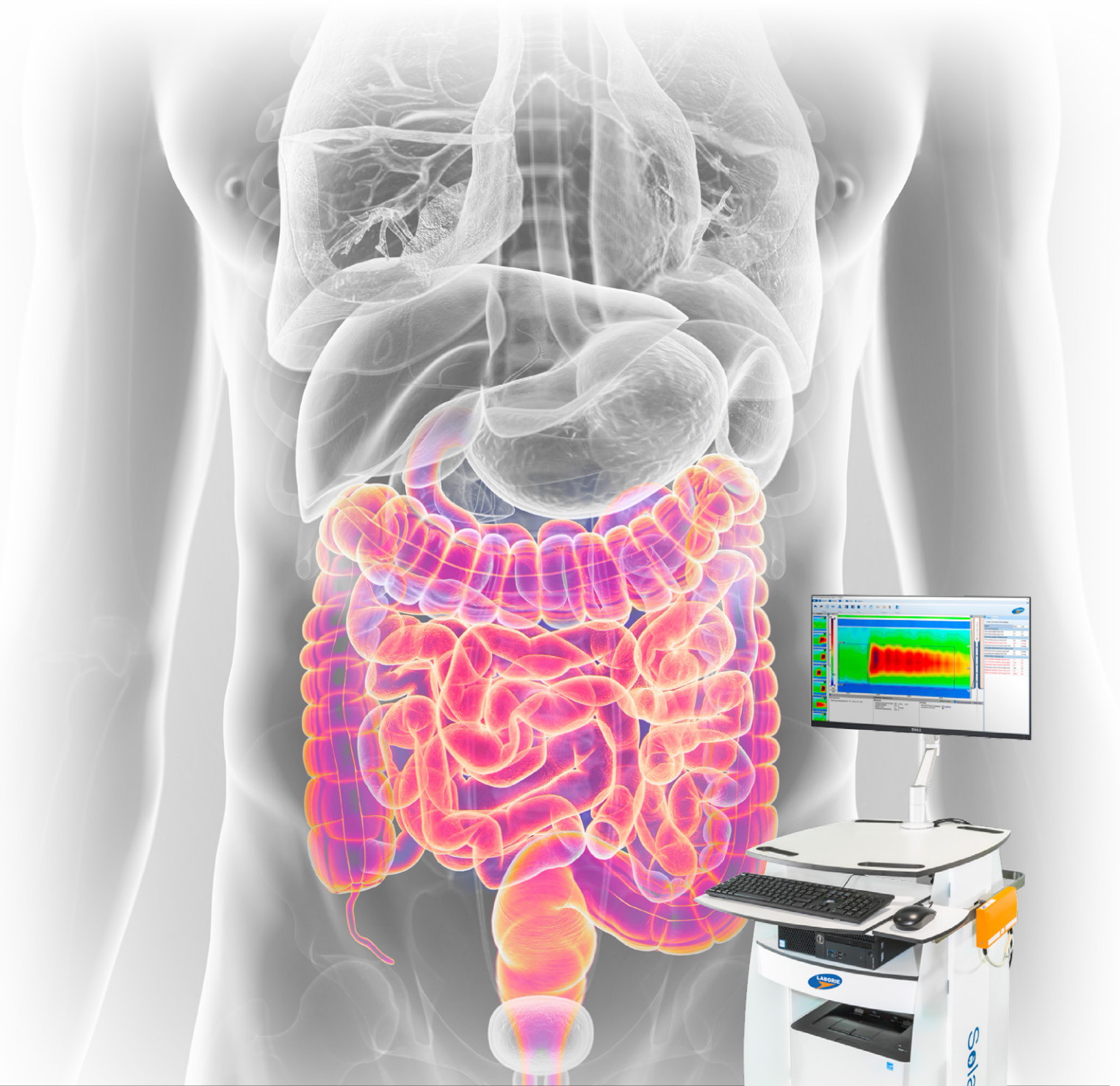


SOLAR GI HRAM

HIGH RESOLUTION ANORECTAL MANOMETRY

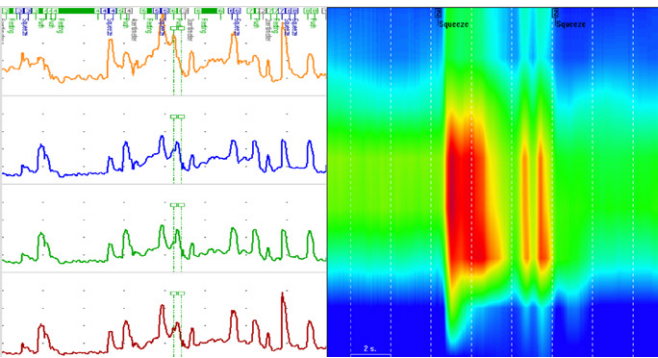


360° HIGH RESOLUTION ANORECTAL MANOMETRY
LONDON PROTOCOL AND CLASSIFICATION
QUICKVIEW DATA ANALYSIS PROGRAM
CUSTOMIZABLE SYSTEM SETUP

SOLAR GI HRAM

HIGH RESOLUTION ANORECTAL MANOMETRY

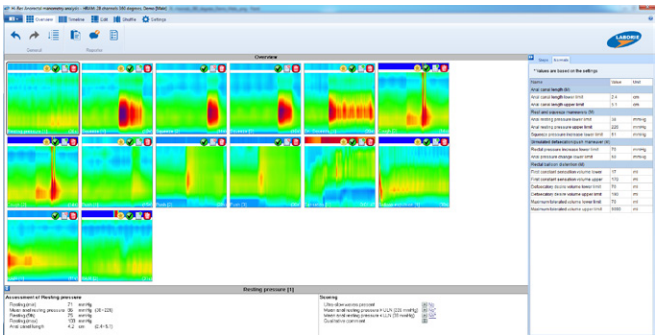
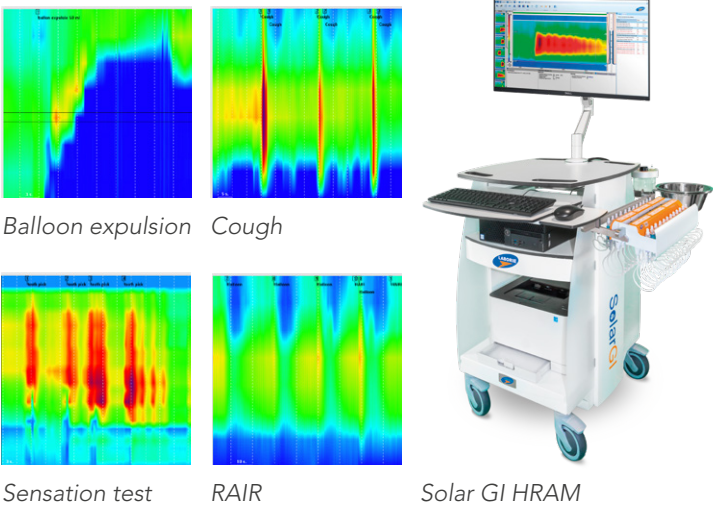
- Contour plot display
- Full coverage of anal sphincter
- Automatic event selection and calculation of results
- Simple correction of catheter movement
- Easy placement of water perfused or solid state catheter
- Single use and reusable catheter solutions



Conventional Manometry versus HRAM

High Resolution Anorectal Manometry (HRAM) is a new approach of measuring anorectal pressures, which offers more information than conventional manometry.

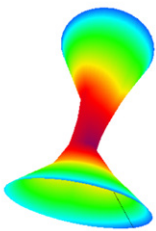
In combination with contour plots, rapid data inter-pretation can be established due to the recognition of typical anal sphincter patterns.



QUICKVIEW MAKES ANALYSIS SIMPLE

The unique QuickView software program will help you to analyze HRAM studies in an efficient and easy way. Results will be calculated and marked automatically. Furthermore all events will be displayed on screen automatically, providing a quick overview of the study.

So, more information and easier analysis go perfectly together!

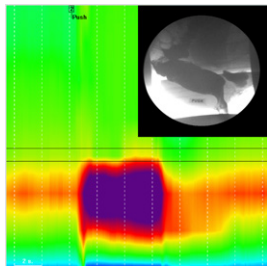


360 DEGREES HRAM

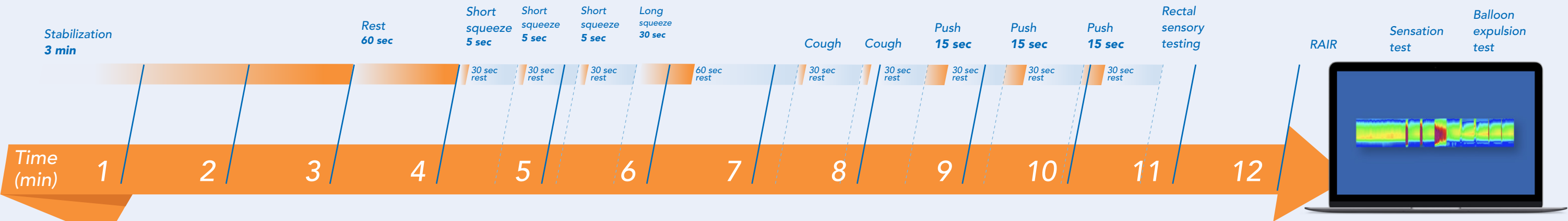
In combination with a dedicated 3-D catheter, HRAM data can also be displayed in a 3-Dimensional plot, providing even more information. As a result sphincter damage or defects can easily be recognized in the tube view mode.

DEFECATION COMBINED WITH X-RAY

By adding X-ray images and cine loops to the HRAM pressure measurement you can study defecation in real time.



Push



THE NEW GOLDEN STANDARD IN HRM

International Anorectal Physiology Working Group (IAPWG) introduced a standardized protocol for anorectal function testing¹ is outlined in Figure 1. The study time for the IAPWG protocol of HR-ARM, RST, and BET is expected to be between 15 and 20 minutes, but this may vary between institutions.

IAPWG also introduced a consensus for classification for disorders of anorectal function based on objective, physiological measurement and this provides a much-needed framework for clinicians performing and interpreting tests of anorectal function.

LONDON CLASSIFICATION IN LABORIE SOFTWARE

Laborie implemented the London protocol and classification to provide you with the best in industry software that will help you standardize the way you are performing your tests of anorectal function according to the new London protocol.

Laborie software will also help you analyze the results in automated manner and, based on the London classification, supports you in diagnosing the disorder your patient might be suffering from.

¹⁾ Emma Carrington, et.al. The IAPWG recommendations; standardized testing protocol and London classification, NGM. 2019;00:e13679.

WATER PERFUSED HRAM CATHETERS

EASY TO USE AND COST EFFICIENT


- Water Perfused Manometry has been the world standard for over 40 years
- Single use water perfused catheters need no catheter calibration, temperature acclimation or cleaning
- Reusable water perfused catheters (silicon) are autoclaveable
- Attractive purchase prices and no risk of expensive repairs or cancellation of examinations due to catheter failure
- Automatic balloon filling for RAIR, sensation and compliance test

SINGLE USE WATER PERFUSED HRAM CATHETERS



- 8, 12, 24 pressure channels
- 3-D option with 24+1 pressures
- Single use, so no more cleaning
- Latex free balloons
- Recommended to be used with the London protocol: MMS G-90550

MULTI USE WATER PERFUSED HRAM CATHETERS



- 8-36 pressure channels
- 3-D option with 24+1 pressures
- Silicon or PVC
- Latex free balloons
- Customized designs possible
- Recommended to be used with the London protocol: C7-R12-1015

SOLID STATE HRAM CATHETERS

FAST AND SIMPLE SETUP

- Reusable solid state HRAM catheters need no study preparations, no calibration and use only one connector for all pressures
- Solid state Manometry has been a proven technique for over 15 years that offers rapid response to measure the true physiological signature
- 10/12 circumferential pressures and 1 balloon pressure
- 3-D option with 22+1 pressures
- Possibility to add latex free balloons
- Customized designs possible
- Recommended to be used with the London protocol: K121259-L5-1444-D



Data can be subject to change without notice 03-2018 © Copyright by MMS B. V. The Netherlands 0077-BRG-005-EN-A4-V07.00 Solar GI HRAM PRC-016309

GI OFFICE:
Tel.: +31 53 480 3700
Email: GImarketing@laborie.com

De Cuserstraat 93
1081 CN Amsterdam
The Netherlands

www.laborie.com

USA:
Tel.: +1 800 522 6743
Email: usmarketing@laborie.com

UK office:
Tel.: +44 149 472 1820
ukorders-gi@laborie.com