

Kitchen Innerware

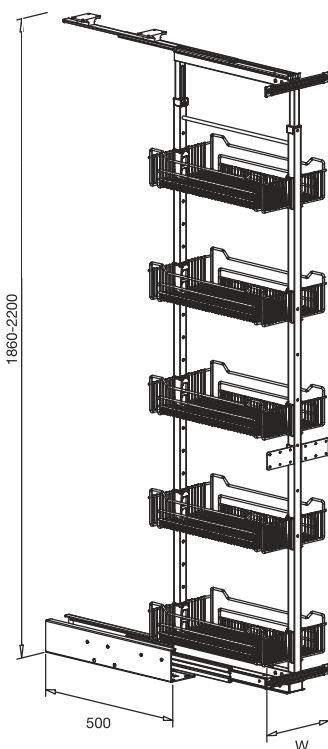
Pantry Units

- Integrated softclose function
- Innovative Mesh basket design
- Includes 5 inner baskets
- Weight capacity 100kg



Example of mesh basket base

Pull-out Pantry Unit with Soft Close



Suits outside cabinet width (mm)	Width mm (W)	Depth mm (D)	Height mm (H)	Item number
300	250	500	1860-2200	607.8D55.222.030
400	345	500	1860-2200	607.8D55.222.040
450	395	500	1860-2200	607.8D55.222.045
500	445	500	1860-2200	607.8D55.222.050
Min. internal carcass depth 510mm				
Additional Basket Holder Set				607.8D55.001.006
Basket Holder Extension				607.8D25.002.006



1 Set

Made of steel with chrome

Download supporting documentation from the Titus Tekform website titustekform.com.au

Kitchen Innerware

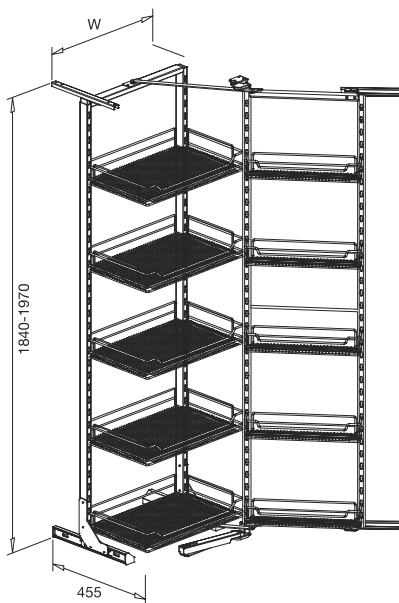
Pantry Units

- Contents moves forward as the door opens for easy access
- Innovative Mesh basket design
- Includes 5 inner baskets and 5 door baskets
- Weight capacity 60kg



Example of mesh basket base

Deluxe Pantry Unit



Suits outside cabinet width (mm)	Width mm (W)	Depth mm (D)	Height mm (H)	Item number
450	384	455	1840-1970	607.8D56.197.045
600	534	455	1840-1970	607.8D56.197.060

· Min. internal carcass depth 480mm

 1 Set

Made of steel with chrome

Download supporting documentation from the Titus Tekform website titustekform.com.au

Kitchen Innerware

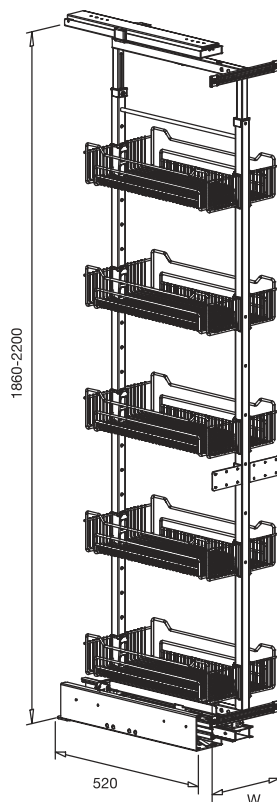
Pantry Units

- Pantry pulls out and swivels left and right for easy access to contents
- Includes 5 inner baskets with mesh base
- Integrated soft close function
- Weight capacity 80kg



Example of mesh basket base

Swivel Pull-out Pantry Unit with Soft Close



Suits outside cabinet width (mm)	Width mm (W)	Depth mm (D)	Height mm (H)	Item number
300	250	520	1860-2200	607.8D56.222.030
400	345	520	1860-2200	607.8D56.222.040
450	395	520	1860-2200	607.8D56.222.045

· Min. internal carcass depth 530mm



1 Set

Made of steel with chrome

Download supporting documentation from the Titus Tekform website titustekform.com.au

Kitchen Innerware

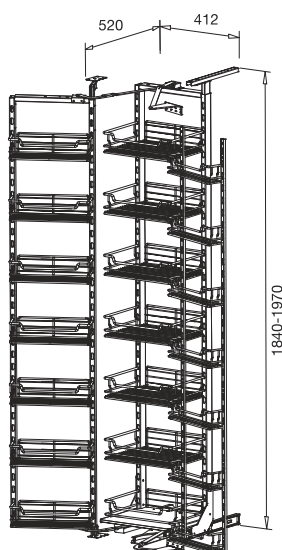
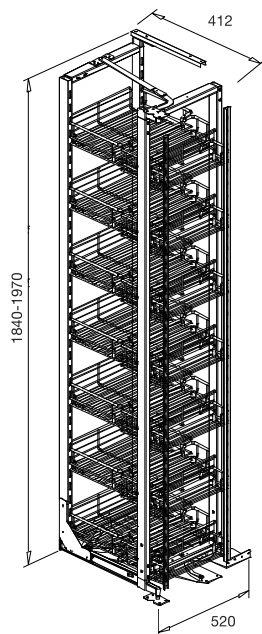
Larder Units

- Universal unit can be mounted left or right
- Innovative Mesh basket design
- Includes 7 Door baskets, 7 Internal baskets
- Weight capacity 60kg



Example of mesh basket base

Larder Unit



Suits outside cabinet width (mm)	Width mm (W)	Depth mm (D)	Height mm (H)	Item number
----------------------------------	--------------	--------------	---------------	-------------

450	412	520	1840-1970	607.8D50.197.045
-----	-----	-----	-----------	------------------

Min. internal carcass depth 530mm

 1 Set

Made of steel with chrome

Download supporting documentation from the Titus Tekform website titustekform.com.au

Kitchen Innerware

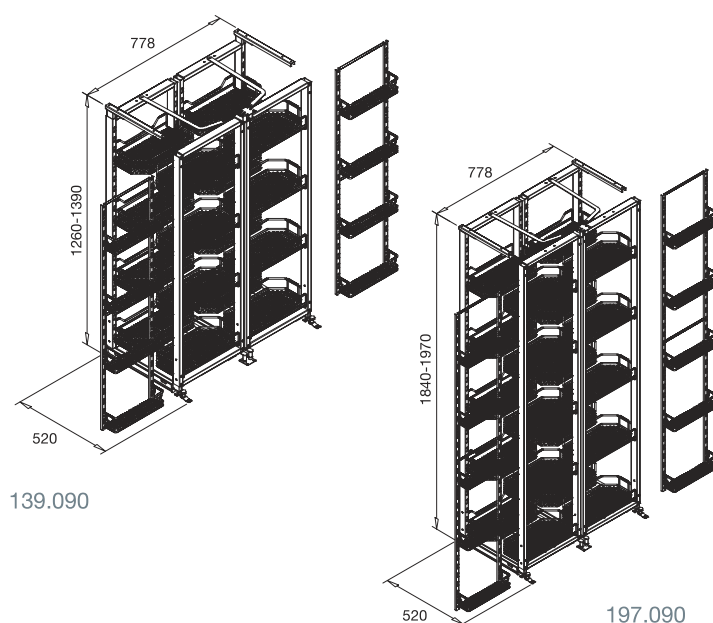
Larder Units

- Utilise full cabinet storage capacity
- Easy access to all contents
- Innovative Mesh basket design
- Weight capacity 100kg



Example of mesh basket base

Unique Larder Unit



139.090

197.090



1 Set

Made of steel with chrome

Suits outside cabinet width (mm)	Width mm (W)	Depth mm (D)	Height mm (H)	Item number
900	778	520	1260-1390	607.8D50.139.090
900	778	520	1840-1970	607.8D50.197.090

- Min. internal carcass depth 530mm
- Single height unit (139.090) has 16 inner baskets and 8 door baskets
- Full height unit (197.090) has 20 inner baskets and 10 door baskets

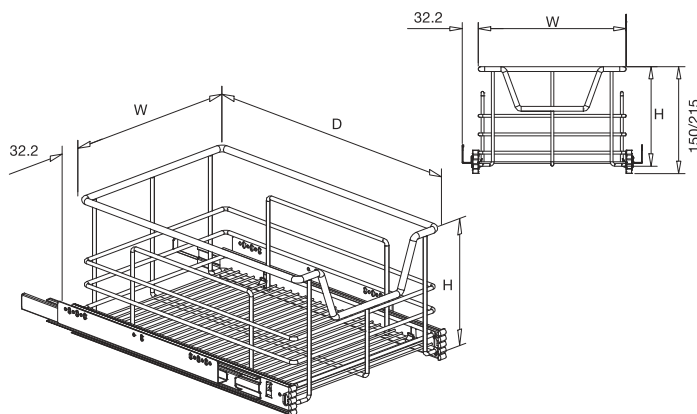
Download supporting documentation from the Titus Tekform website titustekform.com.au



Kitchen Innerware

Wire Drawers

- Pull-out wire drawers for kitchen storage
- Integrated soft close function
- Weight capacity 40kg

Wire Drawers with Soft Close



 2 Pcs (200.045-200.100, 135.100)
 4 Pcs (135.030-135.090, 000.006) Made of steel with chrome

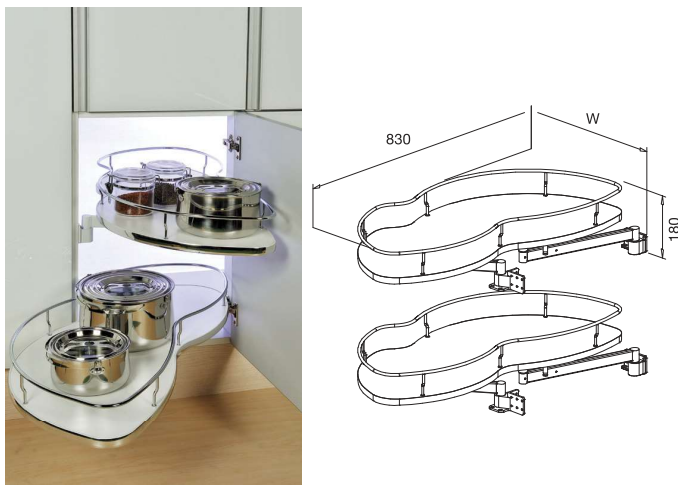
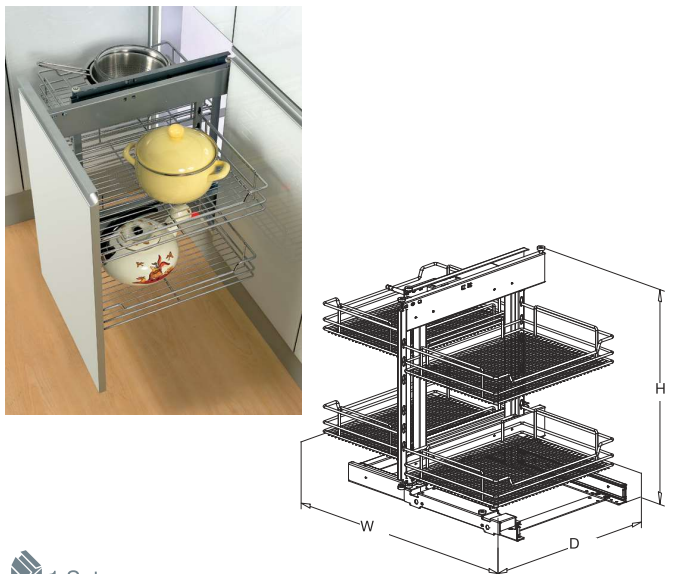
Suits outside cabinet width (mm)	Width mm (W)	Depth mm (D)	Height mm (H)	Item number
450	410-418	453	200	607.8D15.200.045
500	460-468	453	200	607.8D15.200.050
600	560-568	453	200	607.8D15.200.060
800	760-768	453	200	607.8D15.200.080
900	860-868	453	200	607.8D15.200.090
1000	960-968	453	200	607.8D15.200.100
300	260-268	453	135	607.8D15.135.030
400	360-368	453	135	607.8D15.135.040
450	410-418	453	135	607.8D15.135.045
500	460-468	453	135	607.8D15.135.050
600	560-568	453	135	607.8D15.135.060
800	760-768	453	135	607.8D15.135.080
900	860-868	453	135	607.8D15.135.090
1000	960-968	453	135	607.8D15.135.100
Wire drawer mounting bracket				607.8D15.000.006

Download supporting documentation from the Titus Tekform website titustekform.com.au

Kitchen Innerware

Corner Units


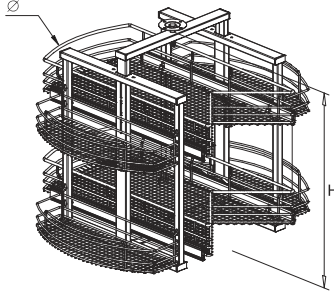
- Utilise wasted corner space for storage
- Full Access unit includes Innovative Mesh basket design
- Suitable for hinge or panel doors
- Universal for right and left handed hinge doors
- Integrated soft close function


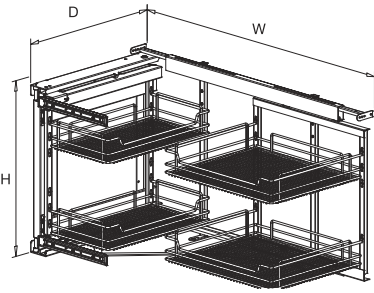
	Suits outside cabinet width (mm)	Width mm (W)	Depth mm (D)	Height mm (H)	Item number	Left-hand	Right-hand
<p>Swivel Corner Unit with Soft Close</p>  <p>1 Set</p>	450	440	830	180	607.8D25 →	210.090	220.090
<p>Full Access Corner Unit with Soft Close</p>  <p>1 Set</p>	450	615	525	595	607.8D25.595.045		

Download supporting documentation from the Titus Tekform website titustekform.com.au

Kitchen Innerware

Corner Units


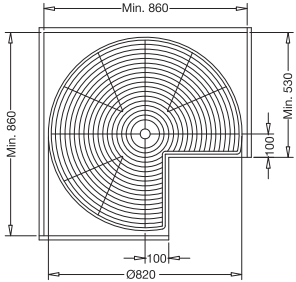

	Suits outside cabinet width (mm)	Diameter mm (W)	Height mm (H)	Item number
Easy Reach Corner Unit   <p>1 Set</p> <p>Made of steel with chrome</p>	900	Ø780	630-760	607.8D25.760.090
	<ul style="list-style-type: none"> · Innovative Mesh basket design · Round trip pull-out · Suitable for both pie-cut and full round open doors · Weight capacity 80kg 			

	Suits outside cabinet width (mm)	Width mm (W)	Depth mm (D)	Height mm (H)	Item number
Magic Corner Unit with Soft Close   <p>1 Set</p> <p>Made of steel with silver coating (frame) Made of steel with chrome (baskets)</p>	450	864-964	520	550	607.8D26.520.045
	<ul style="list-style-type: none"> · Utilise wasted corner space for storage · Innovative Mesh basket design · Universal for both right and left handed doors · Integrated soft close function 				

Download supporting documentation from the Titus Tekform website titustekform.com.au

Kitchen Innerware

Corner and Base Units

	Suits outside cabinet width (mm)	Diameter mm (W)	Height mm (H)	Item number
<p>270° Pie-cut Corner Unit</p>    <p>1 Set</p> <p>Made of steel with chrome</p>	900	Ø820	635-800	607.8D25.080.090
<ul style="list-style-type: none"> Utilise wasted corner space for storage 				

	Suits outside cabinet width (mm)	Width mm (W)	Depth mm (D)	Height mm (H)	Item number
<p>Pull-out Utility Unit with Soft Close</p>   <p>1 Set</p> <p>Made of steel with chrome</p>	150	112	508	500	607.8D80.500.015
<ul style="list-style-type: none"> Utilise even the smallest space for storage Weight capacity 40kg 					

Download supporting documentation from the Titus Tekform website titustekform.com.au

Kitchen Innerware

Base Unit

- Suitable for hinge or panel door
- Universal left or right hand mounting
- Integrated soft close function
- Includes 2 baskets


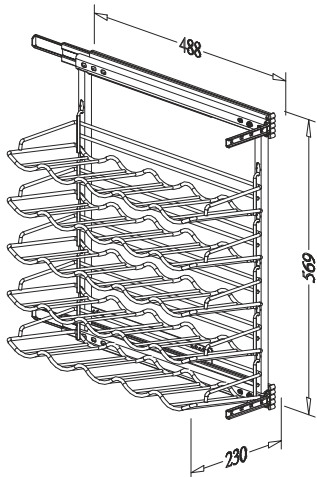

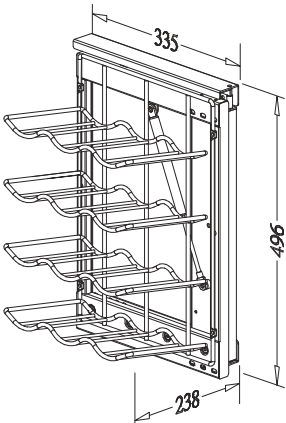
	Suits outside cabinet width (mm)	Width mm (W)	Depth mm (D)	Height mm (H)	Item number
Pull-out Utility Unit, Side Mount with Soft Close	200	158	488	569	607.8D90.596.020
	300	248	488	569	607.8D90.596.030
	400	348	488	569	607.8D90.596.040
					
 1 Set	Made of steel with chrome				

Download supporting documentation from the Titus Tekform website titustekform.com.au

Kitchen Innerware

Bottle Storage Units

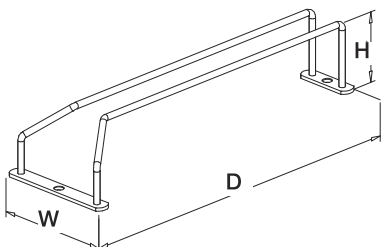
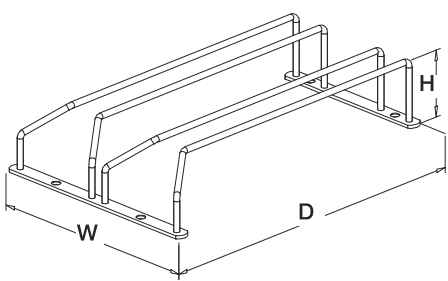
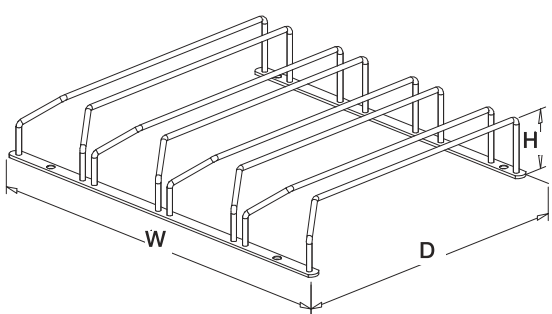
- Perfect for storing bottles in the kitchen
- Universal left or right hand mounting
- Integrated soft close function

	Suits outside cabinet width (mm)	Width mm (W)	Depth mm (D)	Height mm (H)	Item number
<p>Pull-out Bottle Storage Unit with Soft Close</p>   <p>1 Set Made of steel with chrome</p>	400	230	488	570	607.8D61.570.040
	<ul style="list-style-type: none"> · Holds 25 bottles · Weight capacity 40kg 				
<p>Pull-out and Swivel Bottle Rack with Soft Close</p>   <p>1 Set Made of steel with chrome</p>	400	238	335	496	607.8D60.570.040
	<ul style="list-style-type: none"> · Holds 12 bottles 				

Download supporting documentation from the Titus Tekform website titustekform.com.au

Kitchen Innerware

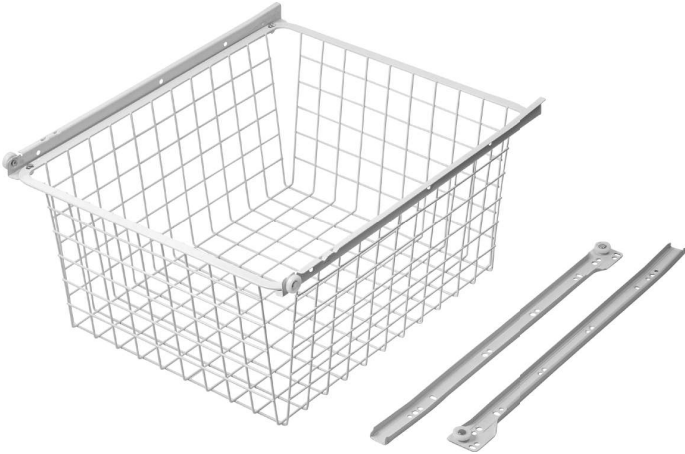
Glass Holder Racks

	Width mm (W)	Depth mm (D)	Height mm (H)	Item number
<p>Wall Mount Glass Holder Rack, Single Rail</p>  <p>24 Pcs Made of steel with chrome</p>	109	330	64	607.8D40.100.000
<p>Wall Mount Glass Holder Rack, Double Rail</p>  <p>24 Pcs Made of steel with chrome</p>	214	330	64	607.8D40.200.000
<p>Wall Mount Glass Holder Rack, Quadruple Rail</p>  <p>24 Pcs Made of steel with chrome</p>	424	330	64	607.8D40.400.000

Download supporting documentation from the Titus Tekform website titustekform.com.au

Kitchen Innerware

Wire Storage Baskets





	ICW (mm)	Depth (mm)	Height (mm)	Item number
 <p>Wire Storage Basket with slides</p>	466	400	200	607.8F02.168.002
	566	400	200	607.8F02.170.002
	393	450	140	607.8F02.174.002
	393	450	200	607.8F02.172.002
	416	450	140	607.8F02.178.002
	416	450	200	607.8F02.176.002

 1 Set

Download supporting documentation from the Titus Tekform website titustekform.com.au


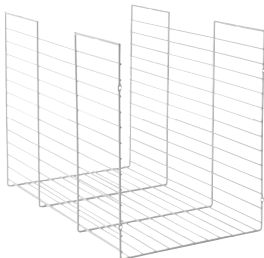

Kitchen Accessories

Kitchen Towel Rails

		Arms	Length (mm)	Finish	Item number
<p>Tea Towel Rail</p> 	side fixed	2	380	White	607.8G03.880.200
	side fixed	3	380	White	607.8G03.885.200
		2	470	Chrome	607.8G03.890.200
 1 Pce Made of steel					
<p>D-shape Tea Towel Rail</p> 			300	Chrome	607.8G00.905.300
			380	Chrome	607.8G00.905.380
 1 Pce Made of steel					

Download supporting documentation from the Titus Tekform website titustekform.com.au

Laundry Innerware Hampers

	Height (mm)	Width (mm)	Depth (mm)	Item number
<p>Tilting Laundry Hamper</p>  <p>1 Set</p> <p>Made of steel with chrome</p>	495	406	377	607.8E60.406.007
	<ul style="list-style-type: none"> · Includes flap stay · Chrome finish 			
<p>Laundry Hamper for Drawers</p>  <p>1 pce</p> <p>Made of steel</p>	600	370	460	607.8E60.307.001
	<ul style="list-style-type: none"> · Mounts to drawer front and base · White powder coated finish 			
<p>Swivel Ironing Board</p>  <p>1 Set</p> <p>Made of steel</p>	1380	140	340	607.8E46.138.020
	<ul style="list-style-type: none"> · Swivel pull-out ironing board with easy out and integrated soft close. · Includes frame and ironing board · For External Cabinet Width min. 200mm 			

Download supporting documentation from the Titus Tekform website titustekform.com.au

Drawer Inserts

Kombi Cutlery Trays

- Full usage of the drawer
- Suitable for all drawer types
- High quality plastic material
- Material easy to clean and easily recyclable

	To suit drawer width (mm)	Depth (mm)	Width (mm)	Item number	Metallic	White
Metallic Kombi Cutlery Tray, 400KO   1 Pce Made of plastic	400	441-500	301-350	607.8F22.040 →	202	
White Kombi Cutlery Tray, 400KO   1 Pce Made of plastic	400	441-500	301-350	607.8F22.040 →		201
Kombi Cutlery Trays, 450 Range   1 Pce Made of plastic	450	441-500	351-400	607.8F22.045 →	202	
	450	441-500	351-400	607.8F22.045 →		201
	450	474	378	607.8F22.045 →		211
	450	370-440	351-400	607.8F22.045 →		102

Download supporting documentation from the Titus Tekform website titustekform.com.au

Drawer Inserts

Kombi Cutlery Trays

- Full usage of the drawer
- Suitable for all drawer types
- High quality plastic material
- Material easy to clean and easily recyclable

	To suit drawer width (mm)	Depth (mm)	Width (mm)	Item number	Metallic	White
<p>Metallic Kombi Cutlery Tray, 500KO</p>  <p>1 Pce Made of plastic</p>	500	441-500	401-450	607.8F22.050 →	202	
<p>White Kombi Cutlery Tray, 500KO</p>  <p>1 Pce Made of plastic</p>	500	441-500	401-450	607.8F22.050 →		201
<p>Metallic Kombi Cutlery Tray, 550KO</p>  <p>1 Pce Made of plastic</p>	550	441-500	451-500	607.8F22.055 →	202	
<p>White Kombi Cutlery Tray, 550KO</p>  <p>1 Pce Made of plastic</p>	550	441-500	451-500	607.8F22.055 →		201

Download supporting documentation from the Titus Tekform website titustekform.com.au

Drawer Inserts

Kombi Cutlery Trays

- Full usage of the drawer
- Suitable for all drawer types
- High quality plastic material
- Material easy to clean and easily recyclable





	To suit drawer width (mm)	Depth (mm)	Width (mm)	Item number	Metallic	White
Metallic Kombi Cutlery Trays, 600 Range 	600	441-500	501-550	607.8F22.060 →	202	
	600	370-440	501-550	607.8F22.060 →	102	
	600	374	518	607.8F22.060 →	112	
 1 Pce Made of plastic						
White Kombi Cutlery Trays, 600KO 	600	441-500	501-550	607.8F22.060 →		201
	600	481	535	607.8F22.060 →		211
 1 Pce Made of plastic						
White Kombi Cutlery Tray, 650KO 	650	441-500	551-600	607.8F22.065 →		201
 1 Pce Made of plastic						

Download supporting documentation from the Titus Tekform website titustekform.com.au

Drawer Inserts

Kombi Cutlery Trays

- Full usage of the drawer
- Suitable for all drawer types
- High quality plastic material
- Material easy to clean and easily recyclable



	To suit drawer width (mm)	Depth (mm)	Width (mm)	Item number	Metallic	White
<p>Metallic Kombi Cutlery Tray, 800KO</p>  <p>1 Pce Made of plastic</p>	800	441-500	701-750	607.8F22.080 →	202	
<p>White Kombi Cutlery Tray, 800KO</p>  <p>1 Pce Made of plastic</p>	800	441-500	701-750	607.8F22.080 →		201
<p>Metallic Kombi Cutlery Tray, 900KO</p>  <p>1 Pce Made of plastic</p>	900	441-500	801-850	607.8F22.090 →	202	
<p>White Kombi Cutlery Tray, 900KO</p>  <p>1 Pce Made of plastic</p>	900	441-500	801-850	607.8F22.090 →		201

Download supporting documentation from the Titus Tekform website titustekform.com.au

Drawer Inserts

Kombi Cutlery Trays


- Full usage of the drawer
- Suitable for all drawer types
- High quality plastic material
- Material easy to clean and easily recyclable

	To suit drawer width (mm)	Depth (mm)	Width (mm)	Item number	Metallic	White
Metallic Kombi Cutlery Tray, 900KOK 	900	370-440	801-850	607.8F22.090 →	102	
 1 Pce Made of plastic						
Kombi Cutlery Trays, 1000 Range 	1000	441-500	901-950	607.8F22.100 →	202	
	1000	441-500	901-950	607.8F22.100 →		201
 1 Pce Made of plastic						
Metallic Kombi Cutlery Trays, Cut to Size 	Cut to size	374	819	607.8F22.090 →	112	
	Cut to size	474	372	607.8F22.045 →	212	
	Cut to size	474	519	607.8F22.060 →	212	
	Cut to size	474	619	607.8F22.070 →	212	
 1 Pce Made of plastic						

Download supporting documentation from the Titus Tekform website titustekform.com.au

Drawer Inserts

Knife Block

	Item number	Beech
<p>Knife Block To Suit Kombi Cutlery Trays</p> 	607.8F22.010 →	000

 1 Pce

Made of timber

Download supporting documentation from the Titus Tekform website titustekform.com.au

Drawer Inserts

Bridge Cutlery Inserts

- Aesthetic appeal with intelligent functionality
- Made of high-quality environmentally friendly plastic
- Easy to clean and resistant to daily wear and tear

Bridge Cutlery Inserts



To suit drawer width (mm)	Depth (mm)	Width (mm)	Item number	Anthracite	White
600	440-500	500-550	607.8F21.060 →	002	
600	440-500	500-550	607.8F21.060 →		001
700	440-500	600-650	607.8F21.070 →	002	
700	440-500	600-650	607.8F21.070 →		001
800	440-500	700-750	607.8F21.080 →	002	
800	440-500	700-750	607.8F21.080 →		001
900	440-500	800-850	607.8F21.090 →	002	
1000	440-500	900-950	607.8F21.100 →	002	
1000	440-500	900-950	607.8F21.100 →		001
Knife Block					
Suits Bridge Cutlery Drawer Insert 600-1000 x 440mm					
1000	440	500-1000	607.8F21.000 →	002	




 1 Pce

Made of plastic

Download supporting documentation from the Titus Tekform website titustekform.com.au

Drawer Inserts





Cutlery Inserts

	To suit drawer width (mm)	Depth (mm)	Width (mm)	Item number	White
<p>Cutlery Insert</p>  <p>25 Pcs</p> <p>Made of plastic</p>	450	346-435	306-450	607.8F03.101 →	001
<p>Cutlery Insert</p>  <p>25 Pcs</p> <p>Made of plastic</p>	450	362-484	357-445	607.8F03.102 →	001
<p>Cutlery Insert</p>  <p>25 Pcs</p> <p>Made of plastic</p>	550	373-483	482-532	607.8F03.107 →	001

Download supporting documentation from the Titus Tekform website titustekform.com.au

Drawer Inserts





Utensil and Spice Trays

	To suit drawer width (mm)	Depth (mm)	Width (mm)	Item number	Metallic	White	Grey
Utensil Trays, 450 Range  1 Pce Made of plastic	450	441-500	351-400	607.8F23.045 →	202		
	450	441-500	351-400	607.8F23.045 →		201	
Utensil Trays, 600 Range  1 Pce Made of plastic	600	441-500	501-550	607.8F23.600 →	202		
	600	441-500	501-550	607.8F23.600 →		201	
White Spice Trays  1 Pce Made of plastic	450	430-520	350-390	607.8G23.045 →		001	
	600	430-520	500-540	607.8G23.060 →		001	
Grey Spice Trays  1 Pce Made of plastic	450	430-520	350-390	607.8G23.045 →			002
	500	430-520	400-440	607.8G23.050 →			002
	600	430-520	500-540	607.8G23.060 →			002

Download supporting documentation from the Titus Tekform website titustekform.com.au

Drawer Inserts

Spice Trays

	To suit drawer width (mm)	Depth (mm)	Width (mm)	Item number	White	Grey
<p>Grey Spice Tray, 800mm</p>  <p>1 Pce Made of plastic</p>	800	430-520	700-740	607.8G24.080 →		002
<p>White Spice Tray, 800mm</p>  <p>1 Pce Made of plastic</p>	800	430-520	700-740	607.8G24.080 →	001	
<p>Grey Spice Tray, 900mm</p>  <p>1 Pce Made of plastic</p>	900	430-520	800-840	607.8G24.090 →		002
<p>White Spice Tray, 900mm</p>  <p>1 Pce Made of plastic</p>	900	430-520	800-840	607.8G24.090 →	001	

Download supporting documentation from the Titus Tekform website titustekform.com.au

Drawer Inserts

Cutlery and Utensil Organisers

- Durable and attractive stainless steel
- Designed to provide a space left or right of the tray for long utensils

	To suit drawer width (mm)	Depth (mm)	Width (mm)	Item number	Stainless steel
Triple Cutlery Organiser 	450	500	280	607.8E12.208 →	459
	500	500	280	607.8E12.208 →	509
	550	550	280	607.8E12.208 →	559
 1 Set Made of stainless steel					
Cutlery Utensil Organiser, 208mm Range 	450	450	208	607.8E13.208 →	459
	500	500	208	607.8E13.208 →	509
	550	550	208	607.8E13.208 →	559
 1 Set Made of stainless steel					
Cutlery Utensil Organiser, 309mm Range 	450	450	309	607.8E13.308 →	459
	500	500	309	607.8E13.308 →	509
	550	550	309	607.8E13.308 →	559
 1 Set Made of stainless steel					
Cutlery Utensil Organiser, 377mm Range 	450	450	377	607.8E13.377 →	459
	500	500	377	607.8E13.377 →	509
	550	550	377	607.8E13.377 →	559
 1 Set Made of stainless steel					

Download supporting documentation from the Titus Tekform website titustekform.com.au

Drawer Inserts

Utensil Organisers

- Durable and attractive stainless steel




	To suit drawer width (mm)	Depth (mm)	Width (mm)	Item number	Stainless steel
Double Utensil Organiser 	450	450	202	607.8E12.202 →	459
	500	500	202	607.8E12.202 →	509
	550	550	202	607.8E12.202 →	559
 1 Set Made of stainless steel					
Double Utensil Organiser, Large 	450	450	291	607.8E12.291 →	459
	500	500	291	607.8E12.291 →	509
	550	550	291	607.8E12.291 →	559
 1 Set Made of stainless steel					
Single Utensil Organiser 	450	450	105	607.8E12.105 →	459
	500	500	105	607.8E12.105 →	509
	550	550	105	607.8E12.105 →	559
 1 Set Made of stainless steel					

Download supporting documentation from the Titus Tekform website titustekform.com.au

Drawer Inserts

Utensil and Cutlery Tray Ends / Divider

- To be used to with stainless steel cutlery and utensil inserts
- Configure drawer to suit storage requirements





	Width (mm)	Height (mm)	Item number	Grey
<p>Utensil and Cutlery Tray Divider, Short</p>  <p>1 Set Made of plastic</p>	88	64	607.E21.000 →	100
<p>Utensil and Cutlery Tray End, Long</p>  <p>1 Set Made of plastic</p>	176	64	607.E21.000 →	200
<p>Utensil and Cutlery Tray End, Short</p>  <p>1 Set Made of plastic</p>	88	64	607.E21.000 →	300

Download supporting documentation from the Titus Tekform website titustekform.com.au

Waste Bins

Single Bins

- Removable hi-impact bin for easy cleaning
- Right or left opening

	Depth (mm)	Width (mm)	Height (mm)	Capacity	Mounting	Item Number	Stainless Steel	White
Tidy Bin 	280	357	325	10 L	Door	607.8G03.001 →→	009	
	280	357	325	10 L	Door	607.8G03.002 →→		001
<ul style="list-style-type: none"> · Automatic opening lid 								
 1 Pce Made of stainless steel and plastic								
Tidy Bin 	350	365	515	30 L	Door	607.8G03.040 →→		001
	<ul style="list-style-type: none"> · Cam operated lid 							
 1 Pce Made of plastic								

Download supporting documentation from the Titus Tekform website titustekform.com.au

Waste Bins

Single Bins

	Depth (mm)	Width (mm)	Height (mm)	Capacity	Mounting	Item Number	White
<p>Tidy Bin with Slide Top</p>  <p>1 Pce Made of plastic</p> <ul style="list-style-type: none"> • Handy slide top provides easy access and saves space • Wide mouth rubbish chute for easy use and cleaning • Accepts standard size bin liners 	400	290	510	35 L	NA	607.8G03.035	001
<p>Tidy Bin, Kitchen</p>  <p>1 Pce Made of plastic</p> <ul style="list-style-type: none"> • Automatic opening lid • Removable hi-impact plastic bin for easy cleaning • Accepts standard bin liners • Right or left hand opening 	240	290	325	15 L	Door	607.8G03.070	001
<p>Tidy Bin, Vanity</p>  <p>1 Pce Made of plastic</p> <ul style="list-style-type: none"> • Automatic opening lid • Compact contoured design • For 90° or 110° opening doors • Easily removable bucket for simple cleaning 	160	220	242	5L	Door	607.8G03.001	001

Download supporting documentation from the Titus Tekform website titustekform.com.au

Waste Bins

Pull-out Bins

- Closed lid position minimises odours
- Removable hi-impact plastic bins for easy cleaning

	Depth (mm)	Width (mm)	Height (mm)	Capacity	Mounting	Item Number	Grey	White
Twin Enviro Bin 	525	320	340	30 L	Bottom	607.8G03.080 →		001
<ul style="list-style-type: none"> • Sturdy hi-impact frame • Right or left opening • 2 x 15L buckets 								
 1 Set Made of plastic								
Twin Bin, pull-out with metal frame 	480	260	420	30 L	Bottom	607.8G03.030 →		001
	480	260	420	30 L	Bottom	607.8G03.030 →	007	
<ul style="list-style-type: none"> • Right or left opening • 1 x 20 L bucket and 1 x 10 L bucket 								
 1 Set Made of plastic								

Download supporting documentation from the Titus Tekform website titustekform.com.au

Waste Bins

Twin and Single Pull-out Bins

- Closed lid position minimises odours
- Removable hi-impact plastic bins for easy cleaning




	Depth (mm)	Width (mm)	Height (mm)	Capacity	Mounting	Item Number	White
<p>Twin Bin, pull-out with metal frame</p>  <p>1 Set Made of metal and plastic</p>	525	350	340	30 L	Door	607.8G03.006 →	001
	<ul style="list-style-type: none"> • Door panel attaches directly to bin • 2 x 15 L buckets 						
<p>Single Pull-out Bin</p>  <p>1 Set Made of metal and plastic</p>	390	266	345	15 L	Bottom	607.8G03.012 →	001
	<ul style="list-style-type: none"> • Robust pressed metal construction • Mounts on shelf or cupboard base • Smooth operating ball bearing runners • Easy to install, only 4 screws required 						

Download supporting documentation from the Titus Tekform website titustekform.com.au

Waste Bins

Single Pull-out Bins

- Closed lid position minimises odours
- Smooth operating ball bearing runners
- Robust solid tubular frame
- Removable hi-impact plastic bin for easy cleaning





	Depth (mm)	Width (mm)	Height (mm)	Capacity	Mounting	Item Number	White
<p>Single Pull-out Bin</p>  <p>1 Set Made of metal and plastic</p>	525	350	475	44 L	Top or Bottom	607.8G03.015 →	001
<ul style="list-style-type: none"> • Removable divider for waste separation 							
<p>Single Pull-out Bin</p>  <p>1 Set Made of metal and plastic</p>	525	350	475	44 L	Door	607.8G03.015 →	101
<ul style="list-style-type: none"> • Removable divider for waste separation 							
<p>Single Pull-out Bin</p>  <p>1 Set Made of metal and plastic</p>	525	350	475	44 L	Top or Bottom	607.8G03.014 →	101

Download supporting documentation from the Titus Tekform website titustekform.com.au

Waste Bins

Tekform Twin Pull-out Bins

- Closed lid position minimises odours
- Sturdy metal hi-impact frame
- Removable hi-impact plastic bin for easy cleaning




	Depth (mm)	Width (mm)	Height (mm)	Capacity	Mounting	Item Number	White
 <p>1 Set Made of metal and plastic</p>	510	340	330	30 L	Bottom	607.8G06.030 →	101
• 2 x 15 L bucket							
 <p>1 Set Made of metal and plastic</p>	510	340	380	36 L	Bottom	607.8G06.036 →	001
• 2 x 18 L bucket							
 <p>1 Set Made of metal and plastic</p>	490	340	330	30 L	Door	607.8G06.030 →	201
• 2 x 15 L bucket							
 <p>1 Set Made of metal and plastic</p>	490	340	380	36 L	Door	607.8G06.036 →	201
• 2 x 18 L bucket							

Download supporting documentation from the Titus Tekform website titustekform.com.au

Waste Bins

Tekno Softclose Bins

- To suit 400mm outside cabinet width
- Bins suitable for use with Tekform drawer



	Depth (mm)	Width (mm)	Height (mm)	Capacity	Mounting	Closing	Item Number
 <p>Tekno Bin with softclose</p> <p>1 Set Made of metal and plastic</p>	513	368	563	35 L	Door	Soft Close	607.8G06.300.040
<ul style="list-style-type: none"> • Includes 1 x 35L bucket 							
 <p>Tekno Twin Bin with softclose</p> <p>1 Set Made of metal and plastic</p>	513	368	463	36 L	Door	Soft Close	607.8G06.302.040
<ul style="list-style-type: none"> • Includes 2 x 18L buckets 							
 <p>Tekno Twin Bin with softclose</p> <p>1 Set Made of metal and plastic</p>	513	368	333	26 L	Door	Soft Close	607.8G06.304.040
<ul style="list-style-type: none"> • Includes 2 x 13 L buckets 							

Download supporting documentation from the Titus Tekform website titustekform.com.au

Waste Bins

Tekno Softclose Bins

· Bins suitable for use with Tekform drawer

	Depth (mm)	Width (mm)	Height (mm)	Capacity	Mounting	Closing	Item Number
Tekno Twin Bin with softclose  1 Set Made of metal and plastic	513	368	463	31 L		Soft Close	607.8G06.306.040
<ul style="list-style-type: none"> • To suit 400mm outside cabinet width • Includes 1 x 18L bucket and 1 x 13L bucket 							
Tekno Twin Bin with softclose  1 Set Made of metal and plastic	513	568	563	70 L			607.8G06.307.040
<ul style="list-style-type: none"> • To suit 600mm outside cabinet width • Includes 2 x 35L buckets 							
Spare Tekno Softclose 400mm Bin Frame	513	368				Soft Close	607.8G06.308.040
Spare Tekno Softclose 600mm Bin Frame	513	568				Soft Close	607.8G06.309.040
Spare Tekno Bin Bucket				18L			607.8G06.310.180
Spare Tekno Bin Bucket				13 L			607.8G06.309.130
Spare Tekno Bin Bucket				35 L			607.8G06.309.350
<ul style="list-style-type: none"> • Spare buckets to be used as replacements with Tekno Bin Frame 							
1 Pce							

Download supporting documentation from the Titus Tekform website titustekform.com.au

Waste Bins

Hole in One Benchtop Bin

- Made from high quality stainless steel
- Easily fitted into new or existing benchtops
- Accommodates standard type bags
- Snug fitting lid seals in unwanted odours

	Diameter cut-out (Ømm)	Capacity	Item Number
Hole in One Benchtop Bin  1 Set Made of stainless steel	210	10 L	607.8G03.013.001
Benchtop Bin Cover  1 Set Made of stainless steel	272		607.8G03.010.001 • Bin Insert not included

Download supporting documentation from the Titus Tekform website titustekform.com.au