

How To...

Report a Microchip Number when completing the Registration Application **Online**

This **method** is for those breeders and owners who are completing the registration application **online via The Jockey Club's Interactive Registration website**.

*Remember the microchips are not linked to a horse until you indicate that a specific microchip has been implanted.

You will receive your microchip with your registration application kit.


1. Write the year of birth and dams name on the back of the microchip package.
2. Implant the microchip in the horse (either in the "nasal area" or the neck –nuchal ligament).
3. Go to The Jockey Club's Interactive Registration.
 - a. Log In
 - b. Click on "Submit an Application"
4. Proceed to complete the application as normal.
5. At Step #6 (Registration Application General Identification) you will be asked to:
 - a. Select the Foal's Colour
 - b. Select the Foal's Sex
 - c. Enter the Microchip Number
 - d. Select whether the foal has any white markings*****Please enter the microchip number of the implanted microchip in this step.**
6. Continue to enter cowlicks and markings, steps #7 & #8.
7. At Step #9 (Registration Application Other Identification):
****Note: This section will appear regardless of whether the horse has any white markings, to allow for the location of the microchip to be identified, if it is a "nasal" implant.*
 - a. If there are any other body markings enter them here.
 - b. **If the microchip was implanted in the "nasal area" write "Nasal" in this section** (or a variation: "In Nasal", "Nasal Area", "Microchip In Nasal Area"). This will allow for the "nasal" implant location to appear on the registration papers.
8. Complete the Registration Application.
9. To report the microchip number and location to the Canadian Thoroughbred Horse Society (CTHS), National Office:
 - a. Place a bar code sticker on the "Declaration for foals born in Canada"
 - b. Please indicate the location of the microchip implant.
 - c. Mail the Canadian Declaration and associated fees to the National Office.

*****Visual Aids on next three pages for:**

- **#4a**
- **#5c**
- **#7b**
- **#9a & 9b**

Visual Aids:

#4a

Registry

REGISTRATION : HI, CTHS NATIONAL OFFICE : LOGOUT


Interactive Registration™
Registration Application

Please enter the Dam's Name and the Foal's Year of Birth.


Dam's Name :

Foal's Year Of Birth :

Continue


Photo Upload

There must be an active registration application in progress to upload photos.

 [Click Here](#) to upload Photos

Proprietary to and Copyright © 2017 The Jockey Club. All rights reserved.
Republication or redissemination of the contents of this screen are expressly prohibited without the written consent of The Jockey Club. Use (including viewing) of the material contained herein constitutes acceptance of these terms.
For more information please refer to the [Terms of Use](#) agreement you have already agreed to. The provisions of our [Privacy Policy](#) have changed.
By continuing to access or use [REGISTRY.JOCKEYCLUB.COM](#) or [THOROUGHBREDCONNECT.COM](#), you agree to be bound by the updated Privacy Policy.
If you do not wish to be bound by the new Privacy Policy, you may not access or use [REGISTRY.JOCKEYCLUB.COM](#) or [THOROUGHBREDCONNECT.COM](#).

#5c

Registry


REGISTRATION : HI, CTHS NATIONAL OFFICE : LOGOUT

Step 6 of 14


Registration Application General Identification

Indicate the foal's color, sex and whether any white markings are present on the head or legs. The identification photographs of the front, back and both sides of the foal should be available to assist in completing the sections which follow.


Foal's Color :

 [Click Here](#) for Help Topic on Color Identification.


Foal's Sex: ☐ Colt ☒ Filly ☐ Gelding




Microchip Number:



Does the foal have any white markings: Yes: ☐ No: ☐


**TIP** Don't forget to inspect the muzzle and heels for white marks before clicking 'No'.

**TIP** For gray horses or foals that have no white markings, The Jockey Club recommends taking a close-up photograph of the face with the forelock brushed back as well as photographs of the foal's night-eyes (chestnuts).

Cancel

Continue

#7b

 **Registry**

REGISTRATION : HI, CTHS NATIONAL OFFICE : LOGOUT

Step 9 of 14

Registration Application Other Identification

Enter the description of any other markings on the foal such as white hairs on the body, scars, brands or any other peculiar feature which could help identify the foal.

Body / Other:

MICROCHIP IN NASAL AREA

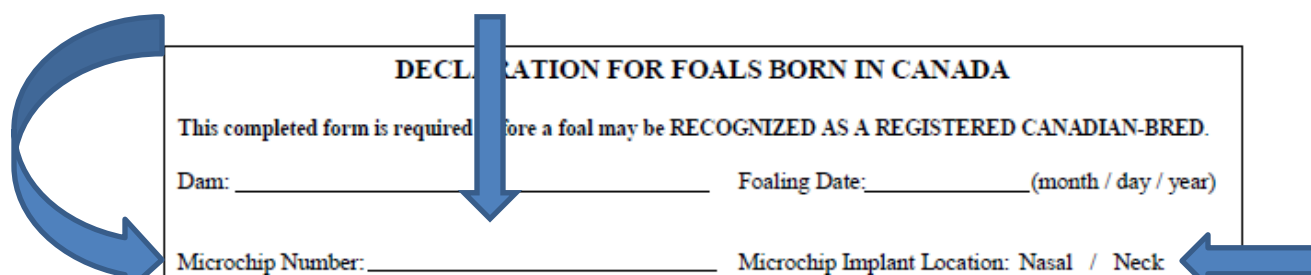
Click Here for Help Topic on body markings and acquired markings.

CancelContinue

Proprietary to and Copyright © 2017 The Jockey Club. All rights reserved.
Republication or redissemination of the contents of this screen are expressly prohibited without the written consent of The Jockey Club. Use (including viewing) of the material contained herein constitutes acceptance of these terms.
For more information please refer to the [Terms of Use](#) agreement you have already agreed to. The provisions of our [Privacy Policy](#) have changed.
By continuing to access or use [REGISTRY.JOCKEYCLUB.COM](#) or [THOROUGHBREDCONNECT.COM](#), you agree to be bound by the updated Privacy Policy.
If you do not wish to be bound by the new Privacy Policy, you may not access or use [REGISTRY.JOCKEYCLUB.COM](#) or [THOROUGHBREDCONNECT.COM](#).

#9a – Place a microchip bar code sticker here or write the number in

#9b - Circle the location of implant



DECLARATION FOR FOALS BORN IN CANADA			
This completed form is required before a foal may be RECOGNIZED AS A REGISTERED CANADIAN-BRED.			
Dam: _____		Foaling Date: _____ (month / day / year)	
Microchip Number: _____		Microchip Implant Location: Nasal / Neck	
Breeder's Name: _____		Breeder's Phone Number: () _____	
Name of Farm Foal was born at: _____		Premise ID ^{optional} : _____	
Farm Phone Number: () _____		Contact Person: _____	
Farm Address: _____			
City: _____		Province: _____	Postal Code: _____
Name of person completing form: _____		Breeder	Owner Agent
Date: _____ (mm/dd/yyyy)		Signature: _____	
It is the Breeders' responsibility to be familiar with the Provincial programs eligibility requirements, which can be found on the CTHS National Website.			
I understand that the CTHS may request documentation of proof (invoices, export papers, etc.) pursuant to the CTHS By-laws and the Canadian Animal Pedigree Act.			
Any questions, please call the Canadian Thoroughbred Horse Society, National Office at (416) 675-1370.			

CANADIAN BREEDERS

REGISTRATION:

To register a foal as Canadian-Bred, the Breeder is required to be a CTHS Member in the current year, submit the above form and remit the appropriate fee (found below).

	<u>CTHS Fees (CDN Funds)</u>	<u>JC Fees (US Funds)</u>
Within 1 year deadline	\$84.75 (includes \$9.75 HST)	\$ 225.00
After 1 year deadline to December 31 of current year	\$226.00 (includes \$26.00 HST)	\$ 550.00
By December 31 of 2-year-old year	\$226.00 (includes \$26.00 HST)	\$ 800.00
After 2-year-old year	\$226.00 (includes \$26.00 HST)	\$2025.00

MEMBERSHIP:

The Canadian Thoroughbred Horse Society (CTHS) Membership is Annual from January 1-December 31.

- **Members** - Breeders pay the current year membership fee of \$125.00 plus appropriate provincial GST or HST.
- **Non-Members** - Breeders preferring not to be members pay \$310.75 (incl. \$35.75 HST) per foal.

Mailing Address: CTHS National Office, P.O. Box 172, Rexdale, ON M9W 5L1

Courier Address: CTHS National Office, Sales Pavilion, Woodbine Racetrack, 555 Rexdale Blvd., Rexdale, ON M9W 7G3

Phone: (416) 675-1370 Fax: (416) 675-9405 Email: info@cthsnational.com GST# 124337544

***Note – The Canadian Bred Declaration form is also in PDF fillable form (found in the forms section of the CTHS National website). You will be able to type in required fields and select options from drop down menus.