




**FORTE LIFT SERVICES**


## WALLS / standard

### White plastic coated steel



1. K01

### Plastic coated steel. CROM




3. K04

4. K10

5. K11

3. Black  
4. Atlantic blue  
5. Techno grey

### Modular panel laminated. CLASSIC



6. 2958

7. 1306

8. 7927

9. 7884


10. 0414

11. 6903

12. 7433

6. Beech  
7. Caramel Birdseye  
8. Grey  
9. Sky blue  
10. Sand  
11. Cassis  
12. Marina

### Modular panel laminated. TIMBER range



13. 1293


14. 7520

15. 1672

16. 2884

13. Redwood  
14. Oak  
15. Tulip  
16. Pear

### Stainless Steel ZERO-ONE A



17. X02


18. X12

17. Satin stainless  
18. Mirror finish

Actual colours of finishes may differ slightly from those shown in the brochure image

## WALLS / premium

Glass



Stainless Steel One B-TWO



- 20. Linen
- 21. Pig skin
- 22. Supermirror shine
- 23. Golden shine

Modular panel laminated METALICA



- 24. Neptune
- 25. Copper
- 26. Riveti

▶ CUSTOMISED CARS

The AMBIENTUM line provides innovative aesthetic solutions for those who desire a unique finish for their lift interiors.

Customise the wall at the rear with bright colours or impressive pictures.

Choose one of our standard motifs or choose an image of your choice.

▶ Crystal + Colour (glass)



▶ Images




## ► FLOORING / standard

### ► Circle rubber




- 1. Black circle
- 2. Grey circle
- 3. Blue circle

### ► Vinyl Rubber




- 4. Sahara
- 5. Indigo
- 6. Beech
- 7. Mokka grip
- 8. Charcoal grip

### ► Antibacterial Vinyl Rubber



### ► Plate



- 9. Mottled Altro Blue
- 10. Mottled Altro Grey
- 11. Patterned aluminium
- 12. Teared stainless steel

### ► Natural granite ATICA RANGE



- 13. Ready for granite
- 14. Black speckled
- 15. Pink athica
- 16. Grey athica
- 17. White athica

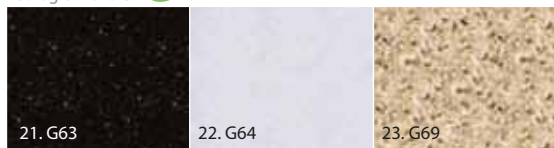
### ► Artificial granite



- 18. Night mist
- 19. Azurite
- 20. Blanco city


## ► FLOORING / premium

### ► Ecologic marble



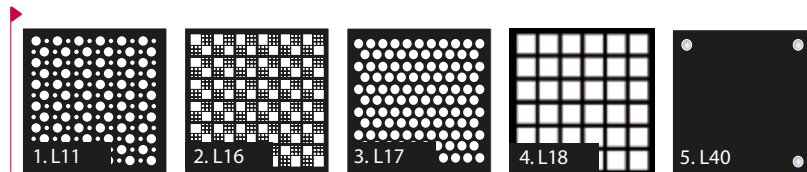
- 21. Starlight
- 22. Eco polar cap
- 23. Luna

## ► MIRRORS wall elevations shown



1. Width of panel
2. Partial
3. Fullheight with strip
4. Partial width of panel

## ► CEILING/standard



Standard ceilings - Patterned steel  
Premium ceilings - Steel with plastic plate

## ► CEILING/premium



**Class A**


· All ceilings are available with standard light or high energy efficiency (LED)  
(L90 and L95 only available with LED)

## ► Standard/Premium Ceiling Finishes



10. X12 Mirror finish steel
11. X25 Golden shine
12. Night and Day. E04 Epoxy
13. Sky. E10 Epoxy

## ► HANDRAILS



## ► SKIRTING AND CAR ENTRANCES

Steel




1. Plastic coated
2. Satin stainless steel
3. Mirror finish steel
4. Supermirror shine
5. Golden shine
6. Plastic coated

## ► ROUNDED CORNERS AT REAR (optional)



Finishes



1. Satin finish stainless steel
2. Mirror finish steel
3. Golden shine
4. Supermirror shine

## LANDING DOORS



Telescopic opening



Centre opening

- Composed of 2 panels with telescopic or central opening
- Available in various finishes - ask your Forte consultant for details
- Numerous clear entrances





## OPERATING PANELS

The car operating panel, finished in stainless steel, is fully compatible with the rest of the car interior. Two lines of operating panels, with a number of finishes and colors, lend a distinguished quality to each option.

- **COMPAC Series.** Anti-vandalism pushbuttons in stainless steel with red or blue record light and three types of finishes:
  - **(TB) BRAILLE** - Identification either embossed or in Braille.
  - **(TG) ENGRAVED** - Identification engraved.
  - **(TI) INJECTED** - Color contrast between the identification, either embossed or in Braille, and the background.
- **ROLLER Series.** Modern and functional. Identification either embossed or in Braille in white, on protective edge in black or blue. Record lights red or blue.






- **SATURNO** - Mobile steel element and CORONA record light.
- **MARTE** - Bold design of the mobile element and semispheric record light.



1



2

COMPAC	ROLLER
	
(TB) Braille	Saturno
	
(TG) Engraved	Marte
	
(TI) Injected	



3



4

1. Compac Full-height control station
2. Roller Full-height control station
3. Compac Landing control station
4. Roller 1 2 Landing control station





**VIC**

**Mail** P.O. Box 18084, Collins Street East, Melbourne VIC 8003

**Office** 20 Henry Street, Abbotsford VIC 3067

**P** (03) 9417 7133 (24 Hours) **F** (03) 9417 7633

**QLD**

**Mail** P.O. Box 159, Wurtulla QLD 4575

**Office** Unit 4, 39 Technology Drive, Warana QLD 4575

**P** (07) 5437 8323 (24 Hours) **F** (07) 5437 8243

**W** [www.fortelifts.com.au](http://www.fortelifts.com.au)