

SHOWCASE™

UNRIVALED DESIGN. UNMATCHED STYLE.



www.raynor.com



1-800-4-RAYNOR (472-9667)

DELUXE, 3-LAYER CONSTRUCTION

STEEL + INSULATION + STEEL


RAYNOR®

SHOWCASE™

UNRIVALED DESIGN. UNMATCHED STYLE.



More Than Good Looks

With a substantial woodgrain texture embossment, Raynor Showcase™ brings beauty and instant curb appeal to any home. But good looks are just the beginning. Beneath the surface, Showcase is also one of the most stringently engineered garage doors you can own. Its strong, two-sided, steel design provides superior strength, unrivaled durability, and unsurpassed protection against noise, impact, and weather.

ShowCase is made from rugged, galvanized steel inside and out. Its two-sided steel design encases a core of thermally bonded, CFC-free, expanded polystyrene insulation. A full 2" thick, Showcase features sandwich-style construction and provides thermal protection at a 10.25 R-value.

Engineered to Last


ShowCase has heavy-duty, hot-dipped, galvanized steel sections with an epoxy primer and baked-on polyester finish, which resists rust and impact denting. To assure durable, long-lasting performance, Showcase offers standard features, including

- 1 Vinyl thermal break between interior and exterior skins
- 2 Section joint seal to prevent weather infiltration
- 3 Hot-dipped, galvanized steel track
- 4 Steel wheel, ball bearing rollers
- 5 Bottom weatherseal to keep weather out
- 6 Adjustable track for a precise fit



2" Thick Door Sections

ShowCase's 2" thick door sections are made from high-strength, impact-resistant steel.



- | | |
|--------------------|--------------------------|
| 1 Baked-on finish | 4 High-strength steel |
| 2 Epoxy primer | 5 Polystyrene insulation |
| 3 Galvanized layer | 6 High-strength steel |

Dimensions Glass Options

Regency Black Colonial



Expressions Silver Colonial



Antique Umber Ranch



Oval/Diamond Silver Ranch



Diamond Silver Ranch



Diamond Silver Colonial




Choose Silver, Umber or Black coming for any of the Dimensions glass options. See the window coming pictures on the right.

Frosted Or Clear Beveled Artistic Glass

Frost Diamond Colonial



Frost Prairie Colonial



Frost Chained Hexagon Ranch



Frost Prairie Ranch



Frost Diamond Ranch



Snap-In Inserts

Stockbridge Ranch



Stockton Ranch



Cascade Ranch



Sunburst Ranch



Sherwood Colonial



Prairie Ranch



Stockton Colonial



Cascade Colonial



Sunburst Colonial



Cathedral Colonial



Arched Stockton Ranch



Berkshire Ranch



Sunray Ranch




Full-pane, clear and obscured glass also available.

Door Designs



Colonial




Flush



Flush Beadline

Colonial & Flush:

Heights: 4'-9" to 5'-1" in 1" increments, 5'-3", 5'-6", 5'-7", 5'-9", 6', 6'-4" to 7' in 1" increments, 7'-2", 7'-3", 7'-6" to 7'-9" in 1" increments, 8' to 9' in 1" increments, 9'-2", 9'-3", 9'-6" to 10' in 1" increments
Widths: 4' to 18' in 1" increments



Carriage House



Ranch

Carriage & Ranch:

Heights: 4'-9" to 5'-1" in 1" increments, 5'-3", 6'-4" to 7' in 1" increments, 8', 8'-1", 8'-2", 8'-3", 8'-5" to 8'-9" in 1" increments, 9'-10", 10'

Widths: 4' to 18' in 1" increments

*Some select widths may not be available

Colors


Standard




White




ClayTone



Almond



Brown



Bronze

Optional OptiFinish



OptiFinish™

Limited Warranty*

Door Sections: "For As Long As You Own Your Home," against rust.

Hardware: 6-Years

Springs: 3-Years

*Visit www.raynor.com/products for complete Limited Warranty details.

Window Caming Colors

Silver

Umber

Black



ARMOR FINISH®

PROTECTION FOR THE HARSHTEST ENVIRONMENTS

Protection Against Rust

For homes in a coastal environment, Raynor has created ArmorFinish for ShowCase doors. Featuring a durable, fade-resistant laminate film, ArmorFinish serves as a protective barrier for your ShowCase door from harsh winds, rain, ocean spray, and sand. Choosing ArmorFinish for your ShowCase door gives you the ultimate in protection from the elements, while providing the second-to-none dependability that only ShowCase can deliver.



ArmorFinish, Colonial Embossment



ArmorFinish, Colonial Embossment

Sizes

Heights: 4'-9" to 5'-3" in 2" increments,
6'-4", 6'-6", 6'-8", 6'-10", 7', 8',
8'-1", to 8'-9" in 2" increments,
9'-7", 9'-9", 9'-10", 10'


Widths*: 4' to 18' in 1" increments

**Some select widths may not be available*

Door Designs




Carriage House



Colonial



Flush Beadline



Flush



Ranch

Limited Warranty*

Door Sections: 6-years against rust.

After ArmorFinish limited warranty expires, normal ShowCase limited warranty applies.

Hardware: 6-years

Springs: 3-years

*Visit www.raynor.com/products for complete ArmorFinish Limited Warranty details.

ArmorFinish is only available in white.



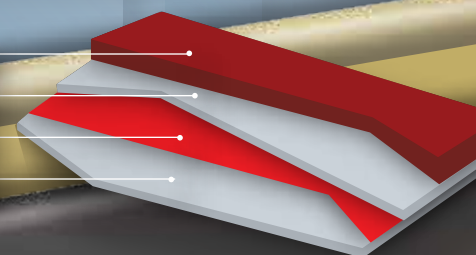
Laminate Finish Construction

Laminate Film

Adhesive

Surface Treatment

Zinc



AccuFinish[®]

Natural Wood Beauty With The Durability Of Steel

Natural Wood Beauty With the Durability of Steel

AccuFinish is a uniquely engineered finish option for ShowCase garage doors. Available in Dark Walnut, Cherry, Oak, and Cedar, ShowCase doors featuring AccuFinish provide the truest representation of wood available for steel garage doors.




AccuFinish, Oak, Flush Beadline embossment



AccuFinish, Oak, Carriage House embossment

Dark Walnut



Cherry



Oak



Cedar



ShowCase Finish Option

Sizes

Heights: 4'-9" to 5'-3" in 2" increments,
6'-4", 6'-6", 6'-8", 6'-10", 7', 8',
8'-1", to 8'-9" in 2" increments,
9'-7", 9'-9", 9'-10", 10'

Widths*: 4' to 18' in 1" increments
*Some select widths may not be available

Door Designs




Carriage House



Colonial



Flush Beadline



Flush



Ranch

Limited Warranty*

Door Sections: 6-years against rust.
After AccuFinish limited
warranty expires, normal
ShowCase limited
warranty applies.

Hardware: 6-Years
Springs: 3-Years

*Visit www.raynor.com/products for complete
AccuFinish Limited Warranty details.

RAYNOR

RAYNOR RESIDENTIAL OPENERS

Raynor offers a full line of residential openers, featuring a variety of horsepower and configuration options. Our residential opener offering has been carefully structured, providing an ideal solution for any residential application demand. Ask your Authorized Raynor Dealer about our residential openers, and select the ideal Raynor opener for your home.



Raynor Ultra™ features greater strength and stability, as well as convenient control and security.

RAYNOR WINDLOAD SYSTEMS

Raynor ShowCase is an ideal product for meeting the demands of the most rigorous windload or impact rating guidelines. Raynor Windload Systems meet or exceed the Florida Building Code and are tested to ANSI / DASHA 108 & 115. Additionally, Raynor ShowCase garage doors can be configured to comply with Miami - Dade product requirements (TAS 201, TAS 202, TAS 203) and are available in both post and non-post designs, giving our customers flexibility in choosing between an assisted or unassisted hurricane-ready system.



SHOWCASE LIMITED WARRANTY

ShowCase is covered by our industry-leading, "For As Long As You Own Your Home," section limited warranty against rust, to the original purchaser of the product. ShowCase is also backed by a 6-year track and hardware limited warranty, and a 3-year spring limited warranty.

**Visit www.raynor.com/products for complete Limited Warranty details.*

Exclusively Distributed By:



RAYNOR WORLDWIDE

P.O. Box 448, 1101 East River Road, Dixon, IL 61021-0448

1-800-4-RAYNOR (472-9667)

www.raynor.com