



100 IDEAS
THAT WILL MAKE
YOUR HOME
(ALMOST)
BURGLAR PROOF

SPOKANE C.O.P.S.

50% of burglaries are committed
through unlocked doors and windows.

The best protection against home invasion
is to use your locks at all times.

The Spokane Police Department strongly
suggests that you consider the methods
and devices listed within this booklet for
use on your residence to protect your
property.



Produced by
Spokane C.O.P.S.
901 N. Monroe #254
Spokane, WA 99201
(509) 835-4592

TABLE OF CONTENTS

Doors.....	4
Entrance Doors.....	4
Doors with Windows	5
Double Doors or French Doors.....	6
Door from Garage or Basement into House	6
Interior Locking Devices.....	7
Sliding Door and Windows	8
Windows.....	9
Basement Windows.....	10
Garages	11
Storage Sheds.....	12
Alarms.....	13
Lights	14
Timers	14
Flood Lights.....	14
Motion Detectors	14
Crime Prevention Through Environmental Design	15
Landscaping	15
Fencing.....	15
Operation ID/Inventories	16
Safety Tips.....	17
Vacation	18
Spokane C.O.P.S. Substations	19

DOORS

Most forced entry burglaries occur through rear doors and windows.

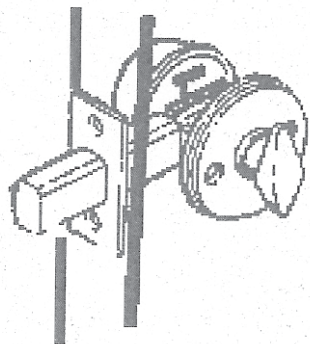
The most common ways of forcing entry through a door is by kicking the door, twisting off the doorknob, or prying a door open. When evaluating your security, consider the following recommendations:

ENTRANCE DOORS

- * Solid Core Wood or Metal Door
- * Dead Bolt Locks

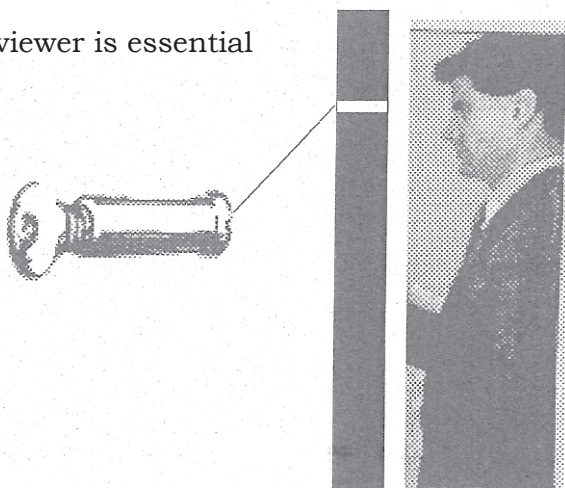
A good dead bolt lock should include:

- 1" long bolt throw
- Rotating or beveled collar
- Case - hardened steel



Single-Cylinder Dead Bolt

- * Door viewer is essential

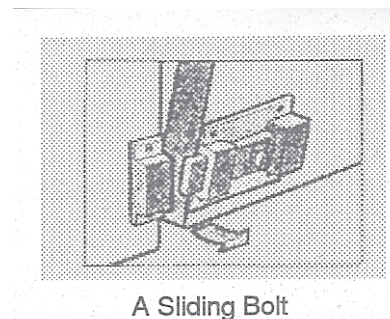


Door Viewer

DOORS WITH WINDOWS

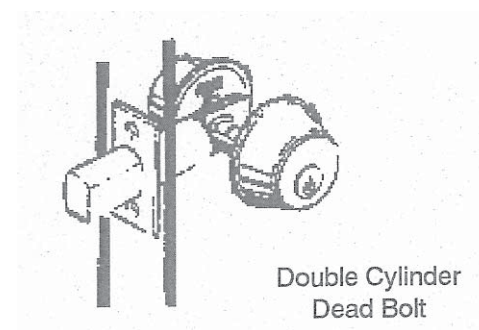
Burglars will break the glass to reach the lock. Of course, replacing the door or windows is the best way to avoid this break-in. Otherwise, the following methods can help protect against this type of entry.

- * Floor Lock
- * Sliding Bolt Lock



A Sliding Bolt

- * Double Cylinder Dead Bolt (keyed on both sides)

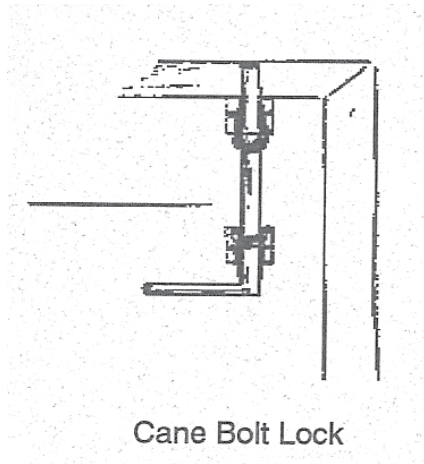


Double Cylinder Dead Bolt

- * Wire mesh glass or metal grill work over window

DOUBLE OR FRENCH DOORS

1" flush bolts or "cane bolt locks" at the top and bottom of inactive door.





Cane Bolt Lock

DOOR LEADING FROM GARAGE OR BASEMENT INTO HOUSE

- * Entry into the garage or basement offers concealment and time to a burglar.
- * Garage and basement doors should also have a dead bolt lock.

INTERIOR LOCKING DEVICES

A chain lock is NOT a security device. With force, it can easily be pulled out.



Ring Guard Lock

A type of interior ring guard lock installed into the frame of the door with a bolt offers better security.

Strike plate and hinges should be installed with 3" screws. Existing hardware should be checked and small screws should be replaced with 3" screws.

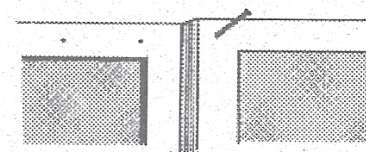
A larger screw will go into the stud behind the frame of the door which makes it more difficult to kick in the door or compromise the lock. There are also metal plates which can be installed between the strike plate and the stud or wrap-around strike plates which will reinforce the door as well.

SLIDING DOORS AND WINDOWS

Most doors and windows have a small latch, not a lock, and are easily entered by using a screwdriver, pry bar or lifted out of their tracks. A dowel in the track can be effective if it fits in tight and is solid enough to withstand prying or force. There are other inexpensive ways to secure these points of entry with devices available at any hardware store.

- * Track locks - slide bolt across track

- * Metal Pins - a nail can be inserted into a small hole drilled into both frames.



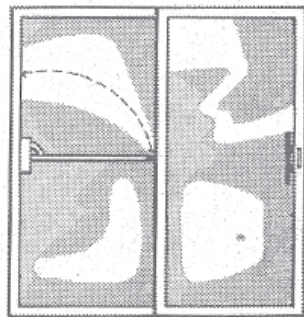
Metal Pins

- * Screws installed in upper track will prevent window from being lifted out.



Screws Installed In Upper Track

- * Charlie Bars

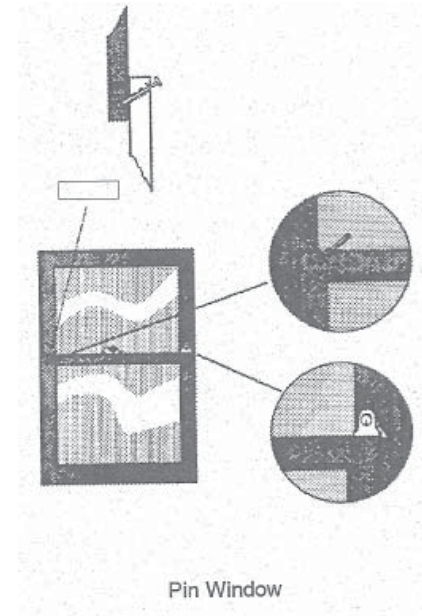


Charlie Bar

WINDOWS

Double-Hung Sash Windows

- * Pin window
- * Install lock covers
- * Window wedges which prevent window from being opened



Pin Window

Louvered, Multi-Panel, Casement


- * Ornamental grillwork
- * Bars
- * Cane Bolt Lock
- * Remove opening crank

BASEMENT WINDOWS

These windows are points of entry because they are often not well secured and may be partly concealed.

WARNING: If window is to be used for exit in case of fire, make certain security measures on these windows allow for escape.

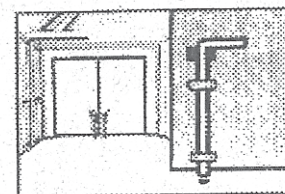
- * Polycarbon or acrylic coverings - there are several types on the market which reinforce the glass and prevent breakage.
- * Bars
- * Grillwork
- * Bar across inside of hinged window



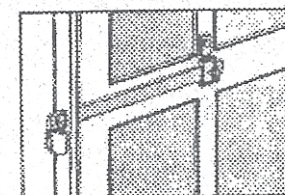
Grillwork

GARAGES

- * ALWAYS keep the door closed, even when you are home.
- * Cover windows - prevent burglars from “taking inventory”. Also, an empty garage tells the burglar the home is probably not occupied.
- * Use dead bolt on all doors.
- * Side doors should also be solid core or metal.
- * Automatic garage door openers
 - Use multifrequency type
 - Disconnect for vacations or periods of time when away from house.
 - Do not leave opener in unattended car in your garage, driveway or on the street.
- * Insert padlock in holes in track to prevent door from being raised.
- * Use barrel bolts, cane locks or sliding bolts on each door that swings out or up.



Cane Locks

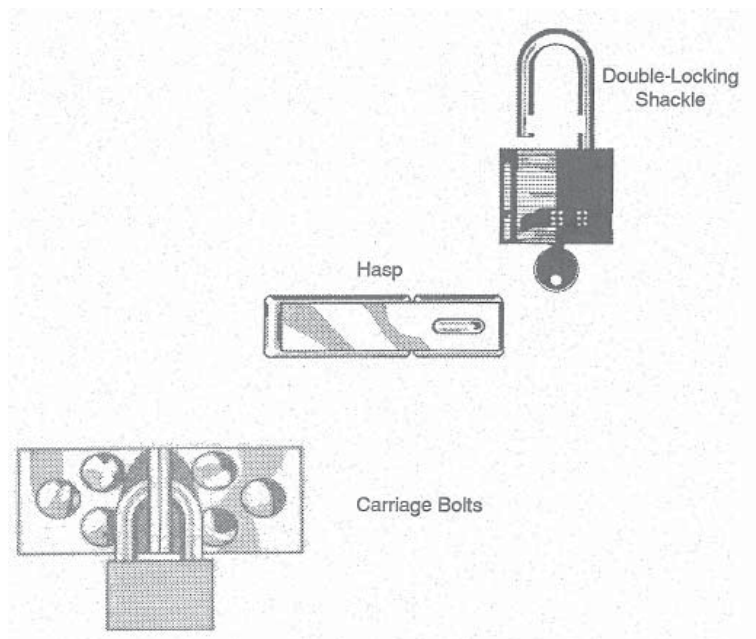


Sliding Bolt

STORAGE SHEDS

- * Padlocks and hasps on storage shed doors
 - Case-hardened steel
 - Double locking shackle
 - 9/32 shackle
 - Hasp needs to be bolted, not screwed to surface.
 - Screws should not be visible when hasp is in place.

- * Cover all windows



ALARMS

Don't depend on alarms to protect you - always use locks.

REMEMBER
50% of all burglaries in Spokane
occur through unlocked doors and windows.

There are different types of alarms available. Always check with a reputable company and get at least three bids before purchasing a system.

Some things to consider when inquiring about a system:

- * Backup in case of power failure
- * Fire sensing capability
- * Read-out ability to check system in case of problems
- * Loud sounding warning device
- * Monitored by security company

Is concern for your safety inside the house or when you are away? There are types that address one or both of these concerns.

LIGHTS

TIMERS

- * Timers should be set to several lights to establish a look of occupancy.
- * Timers should be set to turn on the lights so a resident doesn't have to enter a dark house.
- * Porch lights should be on from dusk to dawn every night. Do not leave lights on during the day - this only tells everyone that residents are gone.

Consider the following devices for keeping outside lights on at night and off during the day:

- * Timers on a switch
- * Auxiliary photo sensitive outlets which attach to fixture.
- * Solar light fixtures

FLOOD LIGHTS

- * Used to light up yards, driveways and garages
- * When installing, make certain the area the floodlight illuminates is not disturbing to neighbors.
- * Often, several residents can get together and purchase one light for a common area, such as an alley or back yards.

MOTION DETECTORS

Used in low traffic areas - alerts resident and neighbors that someone is in the area.

CRIME PREVENTION...

THROUGH ENVIRONMENTAL DESIGN

- * Discourage a potential burglar by making him uncomfortable when approaching your property.
- * Make him feel exposed at every step using lighting, landscaping, fencing and your neighbors.
- * Give him nowhere to conceal himself.
- * Make him feel nervous and exposed!



LANDSCAPING

- * Trim shrubs around house to prevent a place for concealment by burglars.
- * Trim trees up approximately 4 feet for the same reason.
- * One possible deterrent to vulnerable first floor windows is to plant low, thorny bushes around these windows.

FENCING

- * Fences establish boundaries and offer privacy for the homeowner. However, they can also offer concealment for a burglar.
- * Gates should be well locked
- * Cyclone-type fencing offers less concealment.

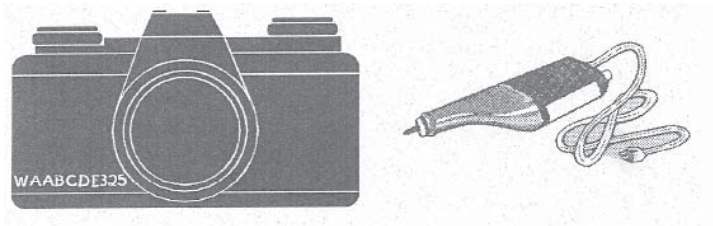
OPERATION ID

Operation ID is an important security measure in burglary prevention. To protect your valuables, engrave your driver's license number on the item with an electric engraver. These are available at hardware stores and all of your local C.O.P.S. Substations.

When items are marked, stickers are available to display in windows or on doors to let potential burglars know that items have been marked. Marked items are not usually taken because they are difficult to pawn, fence or sell.



An inventory of all valuables will be important should you be the victim of burglary, fire or other destructive incidents. A record of serial numbers will help in recovery of stolen items as well. Keep any list of valuables in a safety deposit box or some other safe location so it isn't left for a burglar to discover.



ITEM	MAKE & MODEL	SERIAL NUMBER	VALUE	MARKED? Y/N	PHOTO? Y/N

SAFETY TIPS

- * Address numbers should be visible from the street. This aids emergency vehicles in finding addresses.
- * Don't put your name on house or mailbox. The less information about you, the more difficult it is to find out your routines.
- * Do not leave ladders outside where they can be used as an aid to a burglar.
- * When moving to a new residence, have locks rekeyed.
- * If you do not have a Block Watch on your street, get one started. A curious neighbor is one of the best deterrents against burglary.

To find out about your local Block Watch, call 835-4572.

- * If you do have a Block Watch, continue to have meetings at least once a year to update your neighbors and involve new residents.
- * Do not put boxes which contain expensive merchandise such as computers, TVs or microwaves out for garbage collection without breaking them down so no one knows these new valuables are in your home.

VACATION

When away from the home for extended periods, the best security procedures will make your residence appear occupied. A neighbor or friend watching the house, opening and closing curtains, etc., is the preferable choice, but there are other things you can do to make your house less of a target.

- ✳ Use timers on several lights such as living room and bedroom.
- ✳ Use timer on stereo. TV stations are picked up on the FM band and sound to someone outside as if the TV is on.
- ✳ If there is no one to change the curtains for you, leave them open just a little so neighbors can see if someone is in the house, but not open enough for a potential burglar to watch for any signs of occupancy.
- ✳ Ask a neighbor to put one of their garbage cans out at your curb on collection day. Also, have them park one of their cars in your driveway occasionally.
- ✳ Ask neighbors to pick up any circulars that have been left at your door. Cancel the paper and mail deliveries.
- ✳ Inside the home, leave newspapers out, shoes in the living room, etc., whatever will give a "lived in" appearance to the home. Leave the home as you do when you are just leaving for a quick errand.
- ✳ An obvious indicator that a residence is empty is when there is normally a recreational vehicle parked at the home and it is gone. These vehicles should be stored off premises or occasionally moved when the house is occupied.

SPOKANE C.O.P.S. NEIGHBORHOOD SUBSTATIONS

Greater Spokane C.O.P.S.	755-2677
120 N. Stevens St. 99201	
C.O.P.S. East Central.....	625-3330
2116 E. 1st Ave. 99202	
C.O.P.S. Logan.....	625-3333
802 E. Sharp Ave. 99202	
C.O.P.S. Neva-Wood.....	625-3353
4705 N. Addison St. 99207	
C.O.P.S. North Central.....	625-3348
630 W. Shannon Ave. 99205	
C.O.P.S. Northeast.....	625-3343
5208 N. Market St. 99217	
C.O.P.S. North Hill.....	625-3346
Mobile Unit	
C.O.P.S. Northwest	625-3336
2215 W. Wellesley Ave. #D 99205	
C.O.P.S. Southeast	625-3326
2809 E. 29th Ave. 99223	
C.O.P.S. West	625-3340
1901 W. Boone Ave. 99201	
Lewis & Clark C.O.P.S.	354-6941
521 W. 4 th Ave. 99204	
Mission Ave. C.O.P.S.....	625-3301
1810 N. Greene St. 99217	
Bldg 1, Room 147	

Block Watch and Operation ID
are programs of Spokane C.O.P.S.

For more information, call your local
C.O.P.S. Substation.