


Addressing Health Inequalities

LeDeR in action

Rosi Shepherd
Director of Nursing

LeDeR - Facts and figures

- 176 deaths reported to date
- 56 notifications in 2019 - 120 notifications in 2020
- 18 Covid deaths – March to July 2020, with 2 reported in January 2021
- LD people in BNSSG live 6 years longer than LD national average
- Most people are over 65 – with 29% age 75+
- More men than women
- Most people have a moderate to mild learning disability
- Majority have other co-morbidities
- Most die in hospital – 70%
- 8/10 are rated satisfactory or good care
- Top causes of death; pneumonia (47%) sepsis & cancer



How are we learning from this?

- Embed system learning with partners through LeDeR Steering Group
- Developing primary care approach to learning disabilities
- Supporting GP's to improve Annual Health Checks - emphasis on Health Action Plan – not once a year
- Promoting links for social prescribing in Health Action Plans
- Developing specific pathways and resources e.g. constipation, epilepsy
- Training & webinars for GP's on key issues
- Funding specialist LD Liaison Nurses to support people in hospital
- Greater inclusion of people with learning disabilities in our work



Annual Health Checks

- Average completion of last year across GP practices was 57%
- NHSE have set a target of 67% completed AHC by 31st March 2021
- Developed 'Get Ready' checklist with Healthwatch and service users
- Held 90min training session in Dec 2020 – 66 GP's attended
- Practices need help & support with reasonable adjustments
- Rolling out LD champions in every practice
- Support for practice nurses to carry out parts of annual health checks
- Quality audit of annual health checks in April 2021



Working with service users

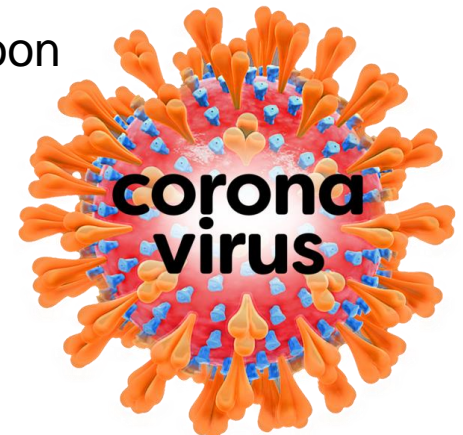
- Asked Healthwatch to find out people's experience of health checks
- Held Zoom sessions with small groups
- From feedback - developed easy read templates to help people prepare
- asked service users & carers to comment
- 'Get Ready' checklist developed
- Involved social prescribing service to improve content choices



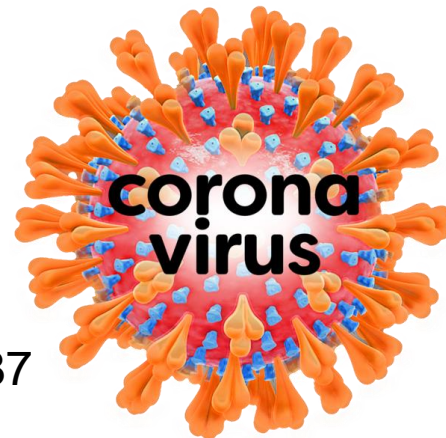
National picture during Covid

Public Health England and University of Bristol reports

- Concerns with high number of deaths that people with learning disabilities were being treated differently (London/Midlands)
- People four times as likely to die of Covid – multiple co-morbidities
- Mobility impairments indicators of risk – close care needs
- Epilepsy increases risk & people need special attention
- Key symptoms in general population may not be as apparent for people with LD
- Use of DNACPR and End of Life decisions need to be monitored closely
- Close attention for safe discharge or discharging too soon
- Higher rate of deaths in BAME communities



Local picture during Covid



- 18 people with learning disabilities died across BNSSG
- 11 people died in hospital, 7 at home, age range – 54 to 87
- We undertook local rapid reviews for 2nd wave lessons
- Found people's symptoms different; loss of appetite, lethargic, sore throat, false negative tests
- No evidence that people with learning disabilities were treated differently
- DNACPR used appropriately – decisions in place before people had Covid
- Close attention; safe discharge/discharging too soon
- No deaths reported from BAME communities
- All learning shared with Care Homes/CLDT etc
- In depth review of all cases completed in January
~ reporting in February to Steering Group



Thank you for listening

