

A kitchen scene featuring a bowl of brown powder, a plate of cookies, and a dish of brown powder with a wooden spoon.

Hotpoint

BUILT-IN
KITCHEN STUDIO

Hotpoint

Exclusive to Chambers

A man with a beard, wearing a blue button-down shirt and a light-colored apron, is holding a round loaf of bread with both hands and smelling it. He is standing in a modern kitchen. In the background, an oven is open, showing several more loaves of bread inside. The lighting is warm and focused on the man and the bread.

Hotpoint

Everyday life
is made up of
essential details.

A dinner with friends is a special occasion: the cooking needs to be just as you would expect it, the ingredients kept fresher, the food served on sparkling-clean plates, laid out on an immaculate tablecloth... Homes require a great deal of attention and we are here to help you, as we care the same way you do.

AESTHETIC LINES 6

OVENS 10

MICROWAVES & COMPACTS 22

INDUCTION & ELECTRIC HOBS 32

GAS HOBS 42

HOODS 46

DISHWASHERS 56

REFRIGERATION 64

LAUNDRY 74

HOTPOINT CARE 98

Hotpoint

Caring for the things that matter the most.

At Hotpoint we understand how much value there is in the small everyday things. We use our expertise to provide you with a wide range of home appliances for what matters to you. Our innovative solutions are driven by your needs, and our products are conceived with your lifestyle in mind.

EXTENDED CAPABILITIES

A wide choice of functions that allow you to do things the way you prefer.

EXTRAORDINARY PERFORMANCE

We provide the technology that will enable you to take care of what matters most.

AUTHENTIC DESIGN

Well-crafted appliances with a clean and contemporary design. They blend in well in every home without stealing the scene.

THE COMPLETE KITCHEN SOLUTION

A complete choice to suit every home whatever you need. From small to large appliances, freestanding or integrated, we have the total kitchen covered.

CLASS 9

MINIMALIST
GLASS
COLLECTION

INTRODUCING OUR RANGES

A complete suite of appliances crafted from high quality materials. Black glass and steel perfectly align to create a modern and state-of-the-art kitchen. The harmonious and coordinating design flows through the range, transforming your kitchen into an elegant and sophisticated space.





CLASS 7

GLASS AND STEEL REFINED

Stunning black glass and highlights of steel combine beautifully in this line that integrates perfectly in contemporary kitchens. A selection of co-ordinating appliances inspired by effortless interaction make the everyday extraordinary.

CLASS 5

HI-TECH STYLE

Through bold design, this line portrays a brilliant hi-tech note to convey originality. Solidly beautiful appliances, aesthetically co-ordinated, with a modern balance of design and function.



CLASS 3

ESSENTIAL TIMELESS DESIGN

The beauty and solidity of steel enhances the form and design of this line. Hotpoint's response to today's practical needs - ideal for every kitchen, thanks to its timeless design.



OVENS

“I would like an oven
that helps me to create
perfect dishes”

PERFECT HEAT
DISTRIBUTION

TOTAL CONTROL
OVER COOKING

MULTIRECIPES AND
TAILORED PROGRAMMES

OVENS

TRANSFORM YOUR COOKING INTO A NEW EXPERIENCE IN FLAVOUR.

Hotpoint's new ovens are designed to give you free rein in your desire to try things out, letting you express your creativity in the kitchen with consistently excellent results.

Perfect cooking, on both the inside and outside of the food, enhancing the flavour and fragrance of every recipe. All thanks to an integrated system of advanced technology.



MULTIFLOW TECHNOLOGY

Perfectly even cooking results. A new convection system that creates an enveloping heat flow for optimal heat distribution throughout the oven. This ensures consistently even cooking for perfectly served dishes every time.



ELECTRONIC TEMPERATURE CONTROL

Precision control at your fingertips. Intelligent temperature sensors minimise temperature swings to give precise and consistent temperature control to within 2 degrees for the best cooking results.



MULTIRECIPES

Enjoy professional cooking results at home. Automatically programmed recipes that select the ideal cooking parameters (heating elements, temperature, ventilation and timings) to ensure even the most gourmet dish will turn out beautifully.



TAILORED PROGRAMMES

A selection of semi-automatic programmes which recommend cooking parameters and guide you in choosing the ideal temperatures and shelf positioning for the dish you are preparing - you can then tailor the temperature and time settings to suit your own preferences.



PROBE

Insert the meat probe into your joint prior to cooking and monitor the temperature during the cooking process. An audible signal will sound and the display will indicate when the probe has reached the requested temperature.



MULTIRECIPES 28 Automatic Preset Recipes

Enjoy perfectly cooked dishes with 28 automatic pre-set recipes selected using the intuitive touch controls.

PASTA

Lasagna
Cannelloni
Crepes Au Gratin

MEAT & POULTRY

Leg of Lamb
Kebabs
Roast Chicken
Chicken Breast

SIDE DISHES

Roast Potatoes
Potato Au Gratin
Vegetable Au Gratin
Stuffed Peppers

CAKES

Pear & Chocolate Cake
Marble Cake
Cheese Cake
Yoghurt Cake

VEGETARIAN DISHES

Vegetarian Strudel
Aubergine Au Gratin
Tomato Gratin

FISH

Grilled Trout
Salmon with Herbs
Fish Fillets in Hazelnut Crust

PIZZA & PIE

Pizza
2 Pan Pizza
Vegetable Pie
Quiche Lorraine

DESSERTS

Fruit Tart
Strudel
Apple Pie





CLEANING: WHEN EASY MEETS PERFECTION.

Cooking may be a pleasure, but cleaning the oven is a chore. Hotpoint ovens offer a number of cleaning programmes, making it so easy you don't have to worry about this task, and you won't need any chemical detergents.



PYROLYTIC SELF-CLEANING

The oven that safely cleans itself so you don't have to. A special programme that safely locks the door and heats up to 500°C to burn off any fat and grease, leaving just a small pile of ash. And, at just a few pence per cycle, it'll save you money in oven cleaners and gloves!



CATALYTIC CLEANING

The self-cleaning system guarantees perfect results with no effort and no detergents. The inside walls of the oven are covered by special panels treated with microporous enamel that, through a catalytic oxidation process, captures the grease evaporated during the cooking process.



HYDRO CLEAN

Hydro Clean is a technology that uses the strength of steam to clean the oven without requiring detergents. The entire oven has a special coating with cleaning properties, that are activated during the steam clean cycle. The cycle reaches a temperature of 90° and lasts just 35 minutes. Simply clean the interior of the oven and the door with a damp cloth at the end of the cycle for sparkling clean results.




PRACTICAL DETAILS, ALWAYS THERE TO HELP.

Even the internal parts of the oven are designed to offer the best practical use. What is more, it can be cleaned effortlessly and in total safety.



TILTING GRILL

Thorough cleaning throughout the oven: simply unhook the upper grill and carefully clean the surface above it.



TELESCOPIC SHELVES

Move things in and out of the oven simply and safely with extendable telescopic shelves – so you can baste, taste and stir, safe in the knowledge the shelf won't tip.

OVEN DOOR

The full width inner door glass is perfectly smooth to make cleaning a breeze. It is treated with advanced technology that makes it thermo-reflecting which not only ensures it is cooler to the touch but gives notable energy savings due to lower heat loss and better insulation.


SOFT CLOSING

The soft-closing device is a system that uses next-generation hinges to gently shut the oven door, and prevent it from banging.



ANTI-FINGERPRINT STAINLESS STEEL

The steel finish has a stain-proof and fingerprint-resistant finish. Even when used on a daily basis, the surface remains gleaming and bright.





CLASS 7

GLASS
AND STEEL
REFINED

SI7 891 SP IX
PYROLYTIC MULTIFUNCTION SINGLE OVEN



Multiflow Heat Distribution
Electronic Temperature Control
28 Automatic Multi-Recipe Programmes
16 Tailored Programmes
6 Traditional Functions
Electronic Touch Control
Rotisserie
Telescopic Shelf
Self-Clean Pyrolytic Cycles
Soft-Close Quadruple Glazed Door
Capacity: 73 Litres
Energy Rating: A+

Finish:
Black Glass with
Anti-Fingerprint
Stainless Steel



CLASS 9

MINIMALIST
GLASS
COLLECTION

SI9 891 SP IX
PYROLYTIC MULTIFUNCTION SINGLE OVEN



Multiflow Heat Distribution
Electronic Temperature Control
28 Automatic Multi-Recipe Programmes
16 Tailored Programmes
6 Traditional Functions
Electronic Touch Control
Meat Probe
Rotisserie
Telescopic Shelf
Self-Clean Pyrolytic Cycles
Soft-Close Quadruple Glazed Door
Capacity: 73 Litres
Energy Rating: A+

Finish:
Black Glass with
Anti-Fingerprint
Stainless Steel



SI9 891 SC IX
MULTIFUNCTION SINGLE OVEN



Multiflow Heat Distribution
Electronic Temperature Control
28 Automatic Multi-Recipe Programmes
16 Tailored Programmes
6 Traditional Functions
Electronic Touch Control
Tilting Grill
Meat Probe
Telescopic Shelf
Eternal Catalytic Liners
Soft-Close Triple Glazed Door
Capacity: 73 Litres
Energy Rating: A+

Finish:
Black Glass with
Anti-Fingerprint
Stainless Steel



SI7 871 SC IX
MULTIFUNCTION SINGLE OVEN



Multiflow Heat Distribution
Electronic Temperature Control
9 Tailored Programmes
7 Traditional Functions
Electronic Touch Control
Tilting Grill
Telescopic Shelf
Eternal Catalytic Liners
Soft-Close Triple Glazed Door
Capacity: 73 Litres
Energy Rating: A+

Finish:
Black Glass with
Anti-Fingerprint
Stainless Steel



SI7 864 SC IX
MULTIFUNCTION SINGLE OVEN



Multiflow Heat Distribution
Electronic Temperature Control
9 Tailored Programmes
7 Traditional Functions
Push Push Control Dials
Tilting Grill
Eternal Catalytic Liners
Soft-Close Triple Glazed Door
Capacity: 73 Litres
Energy Rating: A+

Finish:
Black Glass with
Anti-Fingerprint
Stainless Steel



CLASS 7

GLASS
AND STEEL
REFINED

SI7 864 SH IX
MULTIFUNCTION SINGLE OVEN



Multiflow Heat Distribution
Electronic Temperature Control
9 Tailored Programmes
7 Traditional Functions
Push Push Control Dials
Tilting Grill
Hydro Clean System
Soft-Close Triple Glazed Door
Capacity: 73 Litres
Energy Rating: A+

Finish:
Black Glass with
Anti-Fingerprint
Stainless Steel



CLASS 5

HI-TECH
STYLE

SI5 854 P IX
PYROLYTIC MULTIFUNCTION SINGLE OVEN



Multiflow Heat Distribution
Electronic Temperature Control
7 Tailored Programmes
8 Traditional Functions
Electronic Mono Dial Control
Rotisserie
Self-Clean Pyrolytic Cycles
Quadruple Glazed Door
Capacity: 71 Litres
Energy Rating: A+

Finish:
Black Glass with
Anti-Fingerprint
Stainless Steel



SI5 851 C IX
MULTIFUNCTION SINGLE OVEN



Multiflow Heat Distribution
Electronic Temperature Control
7 Tailored Programmes
8 Traditional Functions
Electronic Mono Dial Control
Tilting Grill
Telescopic Shelf
Eternal Catalytic Liners
Triple Glazed Door
Capacity: 71 Litres
Energy Rating: A+

Finish:
Black Glass with
Anti-Fingerprint
Stainless Steel



CLASS 3

ESSENTIAL
TIMELESS
DESIGN

SA3 540 H IX
MULTIFUNCTION SINGLE OVEN



Multiflow Heat Distribution
Electronic Temperature Control
2 Tailored Programmes
5 Traditional Functions
Electronic Programmable Timer
Hydro Clean System
Tilting Grill
Capacity: 66 Litres
Energy Rating: A

Finish:
Black Glass and
Stainless Steel

Also Available:
SA3 340 H IX
Fan Oven with 3
Functions



GA2 124 C IX
GAS SINGLE OVEN



2 Traditional Functions
Stay-Clean Catalytic Liners
Rotisserie
Energy Rating: A+
Capacity: 75 Litres

Finish:
Black Glass and
Stainless Steel



SHL 532 XS
SIDE OPENING SINGLE FAN OVEN



5 Traditional Functions
Electronic Programmable Timer
Enamel Interior
Side Opening Door
Energy Rating: A
Capacity: 64 Litres

Finish:
Black Glass and
Stainless Steel



CLASS 7

GLASS AND STEEL
REFINED

DXD7 912 C IX

MULTIFUNCTION BUILT-IN DOUBLE OVEN

9 Traditional Functions

Electronic Control Dials

Electronic Temperature Control

Solarplus Grill

Telescopic Shelves


Catalytic Liners

Capacity (Top/Main): 39/70 Litres

Energy Rating: A/A

Finish:

Black Glass and
Stainless Steel



DXU7 912 C IX

MULTIFUNCTION BUILT-UNDER DOUBLE OVEN

9 Traditional Functions

Electronic Control Dials

Electronic Temperature Control

Solarplus Grill

Telescopic Shelves


Catalytic Liners

Capacity (Top/Main): 33/55 Litres

Energy Rating: B/B

Finish:

Black Glass and
Stainless Steel



DKD5 841 J C IX

MULTIFUNCTION BUILT-IN DOUBLE OVEN

8 Traditional Functions

Telescopic Shelf

Catalytic Liners


Push Push Control Dials

Capacity (Top/Main): 42/70 Litres

Energy Rating: A/A

Finish:

Black Glass and
Stainless Steel



CLASS 5

HI-TECH
STYLE

DKU5 541 J C IX

MULTIFUNCTION BUILT-UNDER DOUBLE OVEN

5 Traditional Functions

Telescopic Shelf

Catalytic Liners


Push Push Control Dials

Capacity (Top/Main): 37/59 Litres

Energy Rating: B/B

Finish:

Black Glass and
Stainless Steel



CLASS 3

ESSENTIAL
TIMELESS
DESIGN

DKD3 841 IX

MULTIFUNCTION BUILT-IN DOUBLE OVEN

8 Traditional Functions

Solarplus Grill

Telescopic Shelf


Catalytic Liners


Capacity (Top/Main): 39/70 Litres

Energy Rating: A/A

Finish:

Black Glass and
Stainless Steel





20 | 03448 111 009

hotpoint.co.uk | 21



MICROWAVES & COMPACTS

“I would like a microwave oven that can crisp my food like a traditional oven in less time”

MAXIMUM DISTRIBUTION
OF THE MICROWAVES

DYNAMIC
FUNCTIONS

MULTIRECIPES

MICROWAVES

COOKING BECOMES PERFECTION.

Our innovative microwave ovens, with a wide range of functions and programmes, are the perfect choice for rapid, fat-free cooking that preserves all the nutrients of your food. Speed is no longer a barrier to enjoying crispy, golden and tasty food that is evenly cooked throughout. Our unique technologies work together to ensure each dish is cooked to perfection to suit your own taste.



MULTIWAVES TECHNOLOGY

Consistent and even cooking throughout your dish. Innovative technology perfects the microwave distribution inside the oven which ensures the microwaves reach every part of the food. This unique movement of the microwaves means more even cooking, heating and defrosting to ensure superior cooking quality, even when you're in a hurry.



DYNAMIC CRISP

For heating frozen food to the perfect temperature so it's ready to serve straight away.



DYNAMIC STEAM

For cooking vegetables and fish: water is brought to the boil immediately and kept at a boil for the entire duration of the cooking process.



DYNAMIC DEFROST

The ideal system for defrosting food quickly and safely, preserving all the nutrients. Simply select the type of food and its weight: the microwave will automatically calculate the time required for perfect even defrosting.



DYNAMIC REHEAT

For reheating ready-made food either frozen or at room temperature.

VERSATILE FUNCTIONS.

Whatever you are cooking, Hotpoint microwaves offer a variety of up to 9 versatile functions to help you achieve the results you want every time via different cooking methods and combinations. Choose from: MICROWAVE, CRISP, GRILL, GRILL + MULTIWAVES, TURBO GRILL, TURBO GRILL + MULTIWAVES, FORCED AIR, FORCED AIR + MULTIWAVES, QUICK HEAT.



MULTIRECIPES

Multirecipes is the range of automatic recipes for Class 9 microwave ovens, so complete it can prepare almost any dish, from appetiser to dessert, by simply selecting the specific function. The microwave controls and automatically adjusts the cooking parameters according to the functions selected for perfect results.

PASTA & RICE	CHICKEN	BREAD AND CAKES
MEAT	VEGETARIAN	SNACKS
FISH	DISHES	DESSERTS
SIDE DISHES	PIZZA AND PIES	

ACCESSORIES

Our microwaves come complete with accessories to help you create healthy recipes or crisping dishes without adding any fat.*



STEAMPOT

The lower part of the pot has been designed to generate steam while the microwave is operating, which means it is ideal for cooking vegetables, fish and other healthy, light food.



CRISP PLATE WITH HANDLE

This is used to cook crispy or au gratin foods in just minutes, giving the dish a tasty golden crust without frying. The practical temperature-resistant handle means the plate can be handled safely.



GRILL PAN

The essential accessory for best positioning the dishes to cook, activating the Forced Air Function.

*Accessories provided according to the model of microwave oven



NEW HOTPOINT STEAM OVEN. PERFORMANCE AND VERSATILITY FOR A HEALTHY KITCHEN.

Our new combination steam oven creates nutritious meals with perfect results. All the nutritional benefits of delicate steam cooking combined with the ability to crisp foods on the outside using a combination of the fan plus steam functions ensures delicious results.



UP TO THREE COOKING METHODS

Our combination steam oven is designed for maximum versatility. In addition to using the oven as a steamer, you can use the fan function to guarantee excellent golden brown results, while the combination fan + steam ensures crispy and soft foods in less time: the perfect combination especially for roasts, prepared frozen food and desserts.



TAILORED PROGRAMMES

Assisted cycles facilitate the preparation of any recipe: in addition to suggesting the cooking parameters, they guide you in choosing the correct temperature and shelf.

MEAT & POULTRY	RICE & CEREAL	DESSERT
FISH & SHELL FISH	PASTA	BREAD & DESSERT
POTATOES	EGGS	
VEGETABLES	PIZZA	



MEAT PROBE

Check the cooking progress at any time without opening the oven door using the special meat probe. Simply insert the probe into the food before putting it into the oven and watch the temperature on the display – ideal for the perfect roast.



NEW HOTPOINT COFFEE MACHINE. FOR THE PERFECT ESPRESSO OR CREAMY CAPPUCCINO.

Our latest coffee machine ensures the flavour is always perfect, just like your favourite cafe, and can easily be tailored to your taste. The control panel features **touch keys and a clear display** for simple and quick controls. In addition to the unmistakable Italian espresso, using the automatic programmes, milk can be added to the special **cappuccinatore** to make creamy cappuccinos, lattes and latte macchiatos. And with the **Timer** function, you can save your favourite settings with a simple touch and your coffee will be ready whenever you want.



COFFEE BEANS OR GROUND

The extremely silent integrated grinder lets you choose between either ground coffee or coffee beans. You can adjust the grind to larger or finer whichever suits your taste and coffee style.



SELECT YOUR PERFECT SIZE

It just takes a moment to personalise and save your favourite type of coffee, choosing between espresso, small or medium cup, or a mug.




ADJUSTING FOR CAPPUCCINO

The amount of coffee and milk can be adjusted to get the cappuccino just right for you. The cream of the milk can also be adjusted: more or less thick to suit your preference.



HOT WATER AND STEAM DISPENSER WITH DOUBLE BOILER

Use the special hot water and steam dispenser to prepare traditional and herbal teas. The double boiler delivers perfect temperature control so you can make an espresso while getting your milk ready.



CLASS 9

MINIMALIST
GLASS
COLLECTION

MP 996 IX H
COMBINATION MICROWAVE OVEN



Multiwave Technology
Dynamic Crisp/Steam/Defrost
9 Functions
10 Automatic Programmes
Multirecipes
Electronic Touch Control
Child Lock
Grill Power: 1600 Watts
Microwave Power: 900 Watts
Capacity: 40 Litres
Finish: Black Glass

Finish:
Black Glass with
Anti-Fingerprint
Stainless Steel



WD 914 NB
WARMING DRAWER

14cm High
3 Temperature Settings
On-Light Indicator
Push Push Door

Finish:
Black Glass



MS 998 IX H
COMBINATION STEAM OVEN



10 Assisted Cycles
Steam Function
Fan Function
Combination Fan & Steam Function
Electronic Touch Control
Meat Probe
Triple Glazed Door
Child Lock
Capacity: 34 Litres
Energy Rating: A

Finish:
Black Glass with
Stainless Steel



CLASS 9

MINIMALIST
GLASS
COLLECTION

CM 9945 H
COFFEE MACHINE



Touch Controls
Makes Coffee, Hot Water And Steam
Automatic Temperature Regulation
Suitable For Coffee Beans Or
Ground Coffee
Adjustable Grinding Level
4 Coffee Options:
Espresso, Double Espresso,
Regular Cup, Large Cup
1 or 2 Cups Selector
Timer Function

Finish:
Black Glass with
Stainless Steel



CLASS 7

GLASS
AND STEEL
REFINED

MP 776 IX H
COMBINATION MICROWAVE OVEN



Multiwave Technology
Dynamic Crisp/Steam/Defrost
7 Functions
4 Automatic Programmes
Multirecipes
Electronic Touch Control
Child Lock
Grill Power: 1600 Watts
Microwave power: 900 Watts
Capacity: 40 Litres

Finish:
Black Glass with
Anti-Fingerprint
Stainless Steel



WD 714 IX
WARMING DRAWER

14cm High
3 Temperature Settings
On-Light Indicator
Push Push Door

Finish:
Stainless Steel



CLASS 5

HI-TECH
STYLE

MD 554 IX H
MICROWAVE OVEN WITH GRILL



Multiwave Technology
Electronic Mono Dial Control
Dynamic Crisp
3 Automatic Programmes
Child Lock
Power: 1000 Watts
Grill Power: 800 Watts
Capacity: 31 Litres

Finish:
Black Glass and
Anti-Fingerprint
Stainless Steel



UD 514 IX
STORAGE DRAWER

14cm High
Push Push Door

Finish:
Stainless Steel



CLASS 3

ESSENTIAL
TIMELESS
DESIGN

MD 344 IX H
MICROWAVE OVEN WITH GRILL



Multiwave Technology
Electronic Control
Dynamic Crisp
2 Automatic Programmes
Child Lock
Power: 1000 Watts
Grill Power: 800 Watts
Capacity: 31 Litres

Finish:
Black Glass and
Stainless Steel



MN 314 IX H
MICROWAVE OVEN WITH GRILL



Multiwave Technology
Electronic Control
Crisp
Child Lock
Power: 750 Watts
Grill Power: 700 Watts
Capacity: 22 Litres

Finish:
Black Glass and
Stainless Steel



MWH 222.1 X
MICROWAVE OVEN WITH GRILL

Electronic Control
8 Automatic Programmes
Power: 900 Watts
Grill Power: 1000 Watts
Capacity: 24 Litres

Finish:
Stainless Steel



MWH 122.1 X
MICROWAVE OVEN WITH GRILL

Electronic Control
10 Automatic Programmes
Power: 800 Watts
Grill Power: 1000 Watts
Capacity: 20 Litres

Finish:
Stainless Steel



HOBS

"I'd like to cook my food more quickly,
but in a way that gets it perfectly
cooked throughout for great results."

EVEN HEAT
DISTRIBUTION

FASTER
COOKING

PRECISION
CONTROL





INDUCTION HOBS

FAST, EVEN COOKING WITH MAXIMUM PRECISION.

Induction cooking generates heat via a magnetic field only activated by the presence of the pan, so only the cooking zone becomes warm. The heat is spread uniformly across the entire pan ensuring you always get perfect cooking results whichever dish you prepare.



FLEXI-ZONE

Maximum cooking flexibility and precision control. Flexi-Zone provides an ideal cooking zone, where you can place saucepans from 12 to 24 cm diameter and shift them freely from one zone to another. The surface of the hob responds and adapts to the saucepans placed on it, activating heat only when it has detected the exact size. On top of this, when you use the two areas separately, each can be regulated independently.



PREMIUM SLIDER

High speed control. Every cooking zone can be regulated by its own slider. The slider offers an easy and intuitive method of selecting temperature and functions: with just one movement you can quickly and precisely set one of 9 possible heat levels, according to your requirements. The slider immediately supplies you with audio and visual feedback.



CHEF MODE

Enjoy professional cooking results at home. A unique set of automatic pre-set functions to help create the perfect dish. Simply select each function with a single touch:

MELTING

The ideal temperature for sauces and other delicate procedures, avoiding the risk of burning the contents on the bottom.

SIMMERING

For all those recipes which require slow gentle cooking, only verging on boiling point.

KEEP WARM

Maintaining food at serving temperature without further cooking, until you are ready to serve it.

QUICK BOILING

All the heat you need to reach boiling point as quickly as possible.



CERAMIC HOBS: TOTAL CONTROL, WITH STYLISH FLAIR



OVAL ZONE

For increased cooking flexibility. Use as a single zone, or a double zone for large pans, fish kettles and griddles.



DOUBLE RING ZONE

Fast and flexible heat on the hob, for any size of pan. Heating up in just 5 seconds, our Double-Ring Zone can be used as a single or a double zone for larger pans.



9 POWER LEVELS

Precision cooking at your fingertips. From the lowest setting for the perfect simmer to maximum power for fast heat-up times. With 9 power levels to choose from you can be sure of the perfect heat for your dish.



TOUCH CONTROL

Smooth control at your fingertips. Touch control hobs are easy to clean with a smooth surface and allow precise temperature control. You can also lock the control panel for extra safety once the temperature has been set.



GAS HOBS

EVENLY SPREAD HEAT THAT HEIGHTENS THE TASTE OF EVERY RECIPE.

Our exclusive patented gas hob technology provides superb cooking results. Sure to satisfy even the most demanding users they deliver a more even heat distribution across the base of the pan with minimal heat loss, ensuring more even and faster cooking.



DIRECT FLAME TECHNOLOGY

For the finest cooking results. Giving the widest possible heating area, our Direct Flame technology produces perfectly even heat across the entire surface of the pan to ensure the finest cooking results. Delivered via 420 tiny holes, vertical heat is spread uniformly across the pan, with no lost heat around the edges, saving up to 20% in time and energy.*

*Compared to a standard gas burner.



PRECISION LED CONTROLS

Easy-to-select heat levels for precise control. The new ergonomic control dials are easy to read, making it possible to set precise flame levels. The LED lights allow you to select and check the appropriate flame level more easily, so no more peeking under the pan to check, making it easier to obtain the exact heat levels required.



HINGED PAN SUPPORTS

Crafted from hard-wearing cast iron, our pan supports have a hinged mechanism which is extremely practical for quick and easy cleaning. In one simple movement they can be folded up to a vertical position, without removing them from the hob.



SPECIAL BURNERS: FREEDOM AND PRECISION IN THE KITCHEN.



The special gas burners make it possible to choose the ideal cooking conditions for every recipe, achieving optimum results with maximum versatility.



DOUBLE CROWN WITH DUAL CONTROL

Extremely versatile and powerful, this makes it easy to cook with different pan sizes, adjusting the flame independently on each of the two concentric burners (from 0.9 to 4.1 kW). The small flame is perfect for small pans or espresso makers whilst the large ring can be used for bigger pans. Or use both together to give a major boost and bring a pan of water to the boil quickly.



TWIN BURNERS

The most flexible system possible, consisting of two elliptical burners which can be rotated and used together or on their own, providing a uniquely adaptable burner unit designed to perfectly fit pans of every conceivable shape or size.



TRIPLE CROWN

The Triple Crown burner consists of a single piece and is a Hotpoint innovation that guarantees outstanding evenly spread cooking and is up to 15% faster than other quick burners.





INDUCTION HOBS

CIF 952 BXLD B 90CM INDUCTION HOB



2 Flexi-Zones
Chef Mode
Touch Control
5 x Boosters
5 Cooking Zones
5 Individual Timers
5 Zone On Indicator Lights
Slider Control
Child Lock
Bevelled Edging

Finish:
Black Glass




CIU 642 F B 60CM INDUCTION HOB



2 Flexi-Zones
Touch Control
4 x Boosters
4 Individual Timers
4 Zone On Indicator Lights
Child Lock
Bevelled Edging

Finish:
Black Glass



INDUCTION HOBS

CIS 641 F B 60CM INDUCTION HOB



Flexi-Zone
Touch Control
4 x Boosters
4 Individual Timers
Slider Control
4 Zone On Indicator Lights
Child Lock
Bevelled Edging

Finish:
Black Glass




CID 740 B 70CM INDUCTION HOB



Touch Control
4 x Boosters
4 Individual Timers
Direct Zone Control
4 Zone On Indicator Lights
Child Lock
Bevelled Edging

Finish:
Black Glass



CID 641 B B 60CM INDUCTION HOB



Touch Control
4 x Boosters
4 Individual Timers
Direct Zone Control
4 Zone On Indicator Lights
Child Lock
Bevelled Edging

Finish:
Black Glass




INDUCTION
HOBS

CIS 640 B
60CM INDUCTION HOB



Touch Control
4 x Boosters
4 Individual Timers
Slider Control
4 Zone On Indicator Lights
Child Lock
Bevelled Edging

Finish:
Black Glass




CIA 640 C
60CM INDUCTION HOB



Touch Control
4 x Boosters
4 Individual Timers
4 Zone On Indicator Lights
Child Lock

Finish:
Black Glass



ELECTRIC
HOBS

CRO 742 DO B
70CM CERAMIC HOB



9 Power Levels
Touch Control
Oval Double Zone
Double Ring Zone
4 Individual Timers
Bevelled Edging
Child Lock
Residual Heat Indicators

Finish:
Bevelled Edge
Black Glass



ELECTRIC
HOBS

CRA 641 D C
60CM CERAMIC HOB



9 Power Levels
Touch Control
Double Ring Zone
Child Lock
Residual Heat Indicators

Finish:
Frameless
Black Glass



CRM 641 D C
60CM CERAMIC HOB



12 Power Levels
Control Dials
Double Ring Zone
Residual Heat Indicators

Finish:
Frameless
Also Available:
CRM 641 D X
Stainless Steel
Frame



E604X
60CM SEALED PLATE HOB

6 Power Levels
4 Fast Plates

Finish:
Stainless Steel
Also Available:
E604W (White)
E320 SK IX
30cm Wide
with 2 Fast Plates
(Stainless Steel)





GAS HOBS

FTGHG 751 D/H(BK)
DIRECT FLAME 75CM GAS ON GLASS HOB



5 Gas Burners: 1 Rapid,
2 Semi-Rapid, 2 Standard
Direct Flame Technology
Cast Iron Pan Supports
Auto Ignition
Flame Failure Device

Finish:
Black Glass



FTGHG 641 D/H(BK)
DIRECT FLAME 60 CM GAS ON GLASS HOB



4 Gas Burners: 1 Rapid, 2 Semi-Rapid,
1 Standard
Direct Flame Technology
Cast Iron Pan Supports
Auto Ignition
Flame Failure Device

Finish:
Black Glass



GAS HOBS

PKL 741 D22/IX/H
75CM GAS HOB



4 Gas Burners: 1 Triple Crown
Burner, 1 Double Ring Burner with
Dual Control, 1 Semi-Rapid,
1 Standard
Precision LED Controls
Hinged Cast Iron Pan Supports
Flame Failure Device
LPG Conversion Kit
Fits into a 60cm hob cut-out

Finish:
Stainless Steel



PKL 641 D2/IX/H
65CM GAS HOB



4 Gas Burners: 1 Double Crown
Burner with Dual Control,
1 Reduced-Rapid,
1 Semi-Rapid and 1 Standard
Precision LED Controls
Hinged Cast Iron Pan Supports
Flame Failure Device
LPG Conversion Kit
Fits into a 60cm hob cut-out

Finish:
Stainless Steel



PHC 961 TS/IX/H
90CM GAS HOB



6 Gas Burners: 1 Triple Crown Burner,
2 Twin Burners, 1 Rapid, 1 Reduced-Rapid
and 1 Standard
Cast Iron Pan Supports
Auto Ignition
Flame Failure Device
LPG Conversion Kit

Finish:
Stainless Steel



GAS HOBS

PCN 751 T/IX/H
75CM GAS HOB



5 Gas Burners: 1 Triple Crown Burner,
1 Reduced-Rapid, 2 Semi-Rapid,
1 Standard
Cast Iron Pan Supports
Auto Ignition
Flame Failure Device
LPG Conversion Kit
Fits into a 60cm hob cut-out

Finish:
Stainless Steel



PCN 641 T/IX/H
60CM GAS HOB



4 Gas Burners: 1 Triple Crown Burner,
1 Reduced-Rapid, 1 Semi-Rapid,
1 Standard
Cast Iron Pan Supports
Auto Ignition
Flame Failure Device
LPG Conversion Kit

Finish:
Stainless Steel



PCN 752 IX/H
75CM GAS HOB



5 Gas Burners: 1 Ultra-Rapid,
1 Reduced-Rapid, 2 Semi-Rapid,
1 Standard
Enamel Pan Supports
Auto Ignition
Flame Failure Device
LPG Conversion Kit
Fits into a 60cm hob cut-out

Finish:
Stainless Steel



GAS HOBS

PCN 641 IX/H
60CM GAS HOB



4 Gas Burners: 1 Rapid, 2 Semi-Rapid,
1 Standard
Cast Iron Pan Supports
Auto Ignition
Flame Failure Device
LPG Conversion Kit

Finish:
Stainless Steel



PCN 642 IX/H
60CM GAS HOB



4 Gas Burners: 1 Rapid, 2 Semi-Rapid,
1 Standard
Enamel Pan Supports
Auto Ignition
Flame Failure Device
LPG Conversion Kit

Finish:
Stainless Steel
Also Available:
PCN 642 BK/H
(Black)



PAN 642 IX/H
60CM GAS HOB



4 Gas Burners: 1 Rapid, 2 Semi-Rapid,
1 Standard
Enamel Pan Supports
Auto Ignition
Flame Failure Device
LPG Conversion Kit

Finish:
Stainless Steel
Also Available:
PAS 642 BK/H
Black
PAS 642 WH/H
White



HOODS

"I want a stylish cooker hood that keeps my kitchen free from odours and grease"

ODOUR
REMOVAL

GREASE
REMOVAL

QUIETLY
STYLISH



HOODS

A BREATH OF FRESH AIR IN THE KITCHEN.

Hotpoint's researchers have come up with a cooker hood that puts the pleasure back into creative cooking, by effectively absorbing odours and grease.




STAINLESS STEEL GREASE FILTERS

For a cleaner fresher kitchen. Stainless steel grease filters extract more grease from the cooking vapours, keeping your kitchen cleaner and more hygienic. If you wish, you can adjust the temperature and time settings to suit your own preferences.



BOOSTER

For maximum extraction performance. The booster function increases the extraction rate further making sure your kitchen stays smelling fresh.



CLEAN FILTER INDICATOR

No more guessing when to clean your filter. Our hoods with electronic controls are equipped with a visual indicator that comes on when you need to wash the grease filters or change the odour filter. Their service life is approximately 160 hours at any speed.



LED LIGHTS

A true style statement. LED lighting not only looks great, it is the brightest and most energy efficient lighting available on hoods today. Not only do they light up the entire surface without shadows, they deliver energy savings of up to 90%, last 10 times longer and emit less heat than conventional lamps - a real bonus in the kitchen.



RUN-ON TIMER

Return to a refreshed kitchen. Keeps the hood running for an extra 5 minutes then automatically switches off, leaving your kitchen fresh for when you come back in.





HOODS

PHBS9.8CLTDK
90CM BOX HOOD



- LED Lighting
- A Energy
- Touch Control
- Clean Filter Indicator
- Run-On Timer
- 3 Speeds plus Booster
- 3 Stainless Steel Grease Filters
- Charcoal Filter Included
- 2 Lights
- Extraction Rate: 713 m3/hr

Finish:
Black



PHBG9.8LTSIX
90CM BOX HOOD



- LED Lighting
- A Energy
- Touch Control
- Clean Filter Indicator
- Run-On Timer
- 3 Speeds plus Booster
- 1 Stainless Steel Grease Filter
- Charcoal Filter Included
- 2 Lights
- Extraction Rate: 798 m3/hr

Finish:
Stainless Steel



HOODS

PHBS6.8FLTIX
60CM BOX HOOD



- LED Lighting
- A Energy
- Touch Control
- Clean Filter Indicator
- Run-On Timer
- 3 Speeds plus Booster
- 2 Stainless Steel Grease Filters
- Charcoal Filter Included
- 2 Lights
- Extraction Rate: 735 m3/hr

Finish:
Stainless Steel
Also Available:
PHBS9.8FLTIX
(90CM)



PHC6.7FLTIX
60CM BOX HOOD



- LED Lighting
- Touch Control
- Clean Filter Indicator
- Run-On Timer
- 3 Speeds plus Booster
- 2 Stainless Steel Grease Filters
- Charcoal Filter Included
- 2 Lights
- Extraction Rate: 757 m3/hr

Finish:
Stainless Steel
Also Available:
PHC9.7FLTIX
(90CM)



PHVP8.7FLTK
80CM VERTICAL GLASS HOOD



- LED Lighting
- Touch Control
- Clean Filter Indicator
- Run-On Timer
- 3 Speeds plus Booster
- 1 Grease Filter
- Charcoal Filter Included
- 2 Lights
- Extraction Rate: 713 m3/hr

Finish:
Black Glass



HOODS

PHVP6.6FLMK
60CM VERTICAL GLASS HOOD



LED Lighting
Electronic Button Control
Clean Filter Indicator
3 Speeds
1 Grease Filter
Charcoal Filter Included
2 Lights
Extraction Rate: 647 m3/hr

Finish:
Black Glass



PHVP6.4FALK
60CM VERTICAL GLASS HOOD



Touch Control
Clean Filter Indicator
3 Speeds
1 Grease Filter
Charcoal Filter Included
2 Lights
Extraction Rate: 400 m3/hr

Finish:
Black Glass



PHC6.7FLBIX
60CM BOX HOOD



LED Lighting
Stainless Steel
Electronic Button Control
Clean Filter Indicator
3 Speeds plus Booster
2 Stainless Steel Grease Filters
Charcoal Filter Included
2 Lights
Extraction Rate: 757 m3/hr

Finish:
Stainless Steel
Also Available:
PHC7.7FLBIX (70CM)



HOODS

PHBS6.7FLLIX
60CM BOX HOOD



LED Lighting
Electronic Button Control
Clean Filter Indicator
Run-On Timer
3 Speeds plus Booster
2 Stainless Steel Grease Filters
Charcoal Filter Included
2 Lights
Extraction Rate: 735 m3/hr

Finish:
Stainless Steel



PHGC6.5FABX
60CM CURVED GLASS HOOD



Electronic Button Control
Clean Filter Indicator
3 Speeds plus Booster
1 Grease Filter
Charcoal Filter Included
2 Lights
Extraction Rate: 559 m3/hr

Finish:
Stainless Steel
Also Available:
PHGC7.5FABX (70CM)
PHGC9.5FABX (90CM)



PHFG6.5FABX
60CM FLAT GLASS HOOD



Electronic Button Control
Clean Filter Indicator
3 Speeds plus Booster
1 Grease Filter
Charcoal Filter Included
2 Lights
Extraction Rate: 559 m3/hr

Finish:
Stainless Steel
Also Available:
PHFG7.5FABX (70CM)
PHFG9.5FABX (90CM)



HOODS

PHPN6.4FAMX
60CM PYRAMID HOOD

Push Button Control
3 Speeds
2 Grease Filters
Charcoal Filter Included
2 Lights
Extraction Rate: 420 m3/hr

Finish:
Stainless Steel
Also Available:
PHPN6.4FAMK (Black)
PHPN7.4FAMX (70cm
Stainless Steel)
PHPN9.4FAMX
(90cm Stainless
Steel)



PHPC6.4FAMW
60CM PYRAMID HOOD

Push Button Control
3 Speeds
2 Grease Filters
Charcoal Filter Included
2 Lights
Extraction Rate: 420 m3/hr

Finish:
White



HTV10S
VISOR HOOD

Slider Control
3 Speeds
1 Grease Filter
Charcoal Filter Included
1 Light
Extraction Rate: 165 m3/hr

Finish:
Stainless Steel
Also Available:
HTV10P (White)
HTV10K (Black)



HOODS

HSFX.1
TELESCOPIC HOOD

Slider Control
3 Speeds
Charcoal Filter Included
2 Lights
Extraction Rate: 185 m3/hr

Finish:
Stainless Steel



HTU32X
CANOPY HOOD

Slider Control
3 Speeds
Charcoal Filter Included
1 Grease Filter
2 Lights
Extraction Rate: 175 m3/hr

Finish:
Stainless Steel



HTN41
INTEGRATED HOOD

Slider Control
3 Speeds
Charcoal Filter Included
1 Grease Filter
1 Light
Extraction Rate: 208 m3/hr

Finish:
White





DISHWASHERS

“I want a dishwasher that removes baked-on food, first time.”

PERFECT REMOVAL OF
STUBBORN FOOD

NATURAL ELIMINATION
OF ODOURS

MAXIMUM LOADING
FLEXIBILITY

INTEGRATED DISHWASHERS

OUTSTANDING TECHNOLOGY FOR PRISTINE RESULTS.

Designed to eliminate even the most stubborn baked-on food and to neutralise odours from dishes waiting to be washed, Hotpoint dishwashers take care of everything; freeing up your time so you never need to wash up by hand again.



ZONE WASH. 30% MORE CLEANING POWER

The new intensive washing technology which concentrates its cleaning jets onto the zone with the most stubborn baked-on food. Simply choose the zone where you need to direct the impact of the Zone Wash system, to get perfect sparkling clean results every time. With the intensive cycle, the Zone Wash function produces an ultra-intensive wash which is 30% more effective compared to a full-load intensive cycle. With the normal cycle, Zone Wash produces a normal-intensity wash that cuts energy consumption by 25% compared to a normal full-load cycle.




ACTIVE OXYGEN. NATURAL ELIMINATION OF UNPLEASANT ODOURS

Reduce odours by up to 70%. Active Oxygen technology releases trioxigen (O3) molecules that break down and remove up to 70% of unpleasant odours, in a completely natural way. Perfect for in-between wash cycles.

HOW ACTIVE OXYGEN WORKS

The **active oxygen molecules** generated by this system react with the odorous substances in the air and oxidise them, neutralising unpleasant smells. Active Oxygen does not require refilling or maintenance.



FLEXIPOWER INVERTER MOTOR

Clever sensor cleaning using just the water and energy you need. Get perfect cleaning results with our Flexipower motor which uses intelligent sensors to detect how dirty your dishes are. It automatically adjusts water pressure, temperature and cycle length to suit the load, so you only use the water and energy you actually need.



SUPER SILENT

As low as 41 dB(A) - So quiet, you'll hardly notice it working. Our advanced brushless motor and sound-insulating panels reduce noise levels dramatically, so you won't be disturbed.



HYGIENE+

Tough interior that protects and cleans. Patented 4-stage water filtration and a tough, long-lasting stainless steel interior gives you effective, hygienic cleaning power that keeps bacteria at bay and improves drying results.



COUNTER-BALANCED DOOR

The right balance for easier loading. The counter-balanced door stays put at any angle for safe, easy loading and unloading.





FLEXILOAD. FLEXIBILITY MAKES SPACE FOR EVERYTHING.

The Flexiload system offers maximum loading flexibility, fitting tableware for up to 13, 14 or 15 people. All configuration options include adjustable elements to provide correct and efficient accommodation for the specific contents. Special colouring makes the adjustment controls clearly visible for user convenience.



15 PLACE SETTINGS

Fully loaded and flexible for up to 15 place settings. Our cleverly designed cutlery basket and upper and lower baskets mean you've got room for an extra two place settings in a standard-sized dishwasher, with no compromise on cleaning.



THIRD BASKET

Sliding and modular, its surface area can be reduced by two-thirds in order to make space for bulky items on the level below it.



MULTIPOSITION FLAPS

2 or 4 foldable flaps for cups or glasses.



FOLDABLE RACKS

The bottom level tray includes 8 foldable stacking racks which can create 4 independently manageable areas to house the desired mixture of pots and plates.



REMOVABLE PAN SUPPORTS

Useful for holding frying pans or oven pans vertically, to save space and improve stability.



CUTLERY TRAY

As well as the usual cutlery basket, some models come with a practical cutlery tray, easy to slide and remove, and offers extra flexibility in load arrangement.



INTEGRATED DISHWASHING

LTF11S1120 FULLY-INTEGRATED ULTIMA DISHWASHER



3 Zone Wash
Active Oxygen
Super Silent 42 dB(A)
15 Place Settings
Flexiload Star with 3rd Basket
11 Programmes
Dual Space Upper Basket
11 Litres Water Consumption
Hygiene+
24 Hour Delay Timer
Counter-balanced Door

Finish:
Cabinetry Door
Required



LTF8M121C FULLY-INTEGRATED ULTIMA DISHWASHER



A++ Energy Rating
Super Silent 41 dB(A)
14 Place Settings
Flexiload Medium with Cutlery Tray
8 Programmes
Flexipower
Dual Space Upper Basket
9 Litres Water Consumption
Hygiene+
24 Hour Delay Timer
Counter-balanced Door

Finish:
Cabinetry Door
Required



INTEGRATED
DISHWASHING

LTB6M126
FULLY-INTEGRATED AQUARIUS DISHWASHER



A++ Energy Rating
Silent 46 dB(A)
14 Place Settings
2 Flexiload Baskets
6 Programmes
Dual Space Upper Basket
9 Litres Water Consumption
Counter-balanced Door
Hygiene+
Flexipower Inverter Motor

Finish:
Cabinetry Door
Required



LTB4B019
FULLY-INTEGRATED AQUARIUS DISHWASHER



A+ Energy Rating
Silent 49 dB(A)
13 Place Settings
6 Programmes
Dual Space Upper Basket
11 Litres Water Consumption
Counter-balanced Door
Hygiene+



LSB5B019W
SEMI-INTEGRATED AQUARIUS DISHWASHER



A+ Energy Rating
Silent 49 dB(A)
13 Place Settings
Flexiload Basic
5 Programmes
Dual Space Upper Basket
11 Litres Water Consumption
Hygiene+
Counter-balanced Door
Sliding Cutlery Basket

Finish:
White - Cabinetry
Door Required.
Also Available:
LSB5B019X in
Stainless Steel



INTEGRATED
DISHWASHING

LSTF9H123CL
FULLY-INTEGRATED SLIMLINE DISHWASHER



A++ Energy Rating
Super Silent 43 dB(A)
10 Place Settings
Flexiload with 3rd Tray
9 Programmes
Dual Space Upper Basket
9 Litres Water Consumption
Hygiene+
24 Hour Delay Timer
Digital Display
Counter-balanced Door
Progress Indicator Beam

Finish:
Cabinetry Door
Required



LSTB6M19
FULLY-INTEGRATED SLIMLINE DISHWASHER



A+ Energy Rating
Silent 49 dB(A)
10 Place Settings
Flexiload
6 Programmes
Dual Space Upper Basket
10 Litres Water Consumption
Hygiene+
Counter-balanced Door

Finish:
Cabinetry Door
Required





INTEGRATED REFRIGERATION

“I often find that I don’t eat the food I buy straight away, but I’d like to keep its original taste, flavour and texture intact for several days”

FOOD AS FRESH AS
IT WAS ON DAY ONE

AIR CIRCULATION
THROUGHOUT THE FRIDGE

REDUCED FROST FORMATION
IN THE FREEZER

INTEGRATED REFRIGERATION

Q3 ACTIVE OXYGEN 2.0 FOOD AS FRESH AS IT WAS ON DAY ONE

THE TECHNOLOGY THAT RELEASES ACTIVE OXYGEN MOLECULES.

Careful conservation of food contributes to good health. That's why Hotpoint fridges take such good care of your food. The innovative **Active Oxygen 2.0** device purifies the air by simulating nature's way of releasing oxygen molecules in the form of active oxygen, and **naturally slows the process of food deterioration**. So it keeps its original freshness for longer. It's the best system for **preventing food waste**.

GUARANTEED EFFECTIVENESS, TESTED RESULTS.

The automatic release of active oxygen molecules keeps food fresh for longer and reduces the formation of bacteria and odours.

- Reduces the growth of micro-organisms
- Prevents odour contamination
- Food keeps its original colour and texture

NO EXTRA ENERGY CONSUMPTION, NO MAINTENANCE

Active Oxygen 2.0 technology also ensures maximum efficiency, because it requires no additional power or maintenance, and you never have to change the device.



FROST FREE

Frost Free technology, creates a **homogeneous cold air flow** and stops the formation of frost. **This makes for better and longer food preservation**. On top of this, the separate air flow controls prevent the contamination of odours and flavours between the fridge area and the freezer compartment.

Forced ventilation enhances performance in preventing the formation of frost inside the freezer compartment.



LOW FROST. FREEZER WITH MORE SPACE AND LESS ICE

Low Frost technology reduces ice formation to minimise defrosting. The evaporator is built into the outside structure of the freezer rather than via the traditional grilles found in most freezers. This not only reduces the amount of ice formed, it is easy to remove from the flat surfaces of the walls and top of the freezer cavity. The removal of the grilles also creates extra valuable space inside your freezer.



AIR TECHNOLOGY VENTILATION. PERFECT AIR CIRCULATION

Better air circulation around the fridge keeps food fresher for longer. The Air Technology system constantly circulates air around the fridge to maintain a constant and uniform temperature with the right degree of humidity to prevent food drying out for perfect storage conditions.



FOOD CARE ZONE

The perfect conditions for storing meat and fish.
A dedicated zone design to keep more delicate foods like meat and fish at an optimum 0°C.



SUPER FREEZE

Keep food as fresh as the day you bought it.
This option reduces the freezer temperature further to quickly freeze fresh food, keeping it as fresh as the day you bought it.



FRIDGE
FREEZERS

HM7030ECAA03
INTEGRATED 70:30 LOW FROST FRIDGE FREEZER



Active Oxygen
Food Care Zone
Super Freeze
Hygiene+ Protection
Wine Rack
Holiday Mode
Reversible Doors
Digital Display
Adjustable Thermostat
A+ Energy Rating
Air Technology
Height: 177cm

Finish:
Cabinetry Door Required



HMCB7030AADF
INTEGRATED 70:30 FROST FREE FRIDGE FREEZER



Super Freeze
Reversible Doors
Wine Rack
A+ Energy Rating
Adjustable Thermostat
Air Technology
Height: 177cm

Finish:
Cabinetry Door Required



HMCB7030AA
INTEGRATED 70:30 LOW FROST FRIDGE FREEZER



Reversible Doors
Adjustable Thermostat
A+ Energy Rating
Air Technology
Height: 177cm

Finish:
Cabinetry Door Required



FRIDGE
FREEZERS

HM325FF.2
INTEGRATED 50:50 FROST FREE FRIDGE FREEZER



Reversible Doors
Adjustable Thermostat
A+ Energy Rating
Height: 177cm

Finish:
Cabinetry Door Required



HMCB50501AA
INTEGRATED 50:50 LOW FROST FRIDGE FREEZER



Reversible Doors
A+ Energy Rating
Adjustable Thermostat
Wine Rack
Height: 177cm

Finish:
Cabinetry Door Required



HMCB5050AA
INTEGRATED 50:50 LOW FROST FRIDGE FREEZER



Reversible Doors
A+ Energy Rating
Adjustable Thermostat
Height: 177cm

Finish:
Cabinetry Door Required



FRIDGES

HS1801AA
INTEGRATED LARDER FRIDGE



Air Technology
Wine Rack
Reversible Doors
A+ Energy Rating
Adjustable Thermostat
Height: 177cm

Finish:
Cabinetry Door Required



HSZ1801AA
INTEGRATED FRIDGE



Ice Box
Air Technology
Wine Rack
Reversible Doors
A+ Energy Rating
Adjustable Thermostat
Height: 177cm

Finish:
Cabinetry Door Required



HS12A1D
INTEGRATED LARDER FRIDGE



Storage Flexibility
Reversible Doors
A+ Energy Rating
Adjustable Thermostat
Height: 122cm

Finish:
Cabinetry Door Required



FRIDGES

HSZ12A1D
INTEGRATED FRIDGE



Ice Box
Reversible Doors
A+ Energy Rating
Adjustable Thermostat
Height: 122cm

Finish:
Cabinetry Door Required



HLA1
INTEGRATED LARDER FRIDGE



Reversible Doors
A+ Energy Rating
Adjustable Thermostat
Height: 81.5cm

Finish:
Cabinetry Door Required



HFA1
INTEGRATED FRIDGE



Ice Box
Reversible Doors
A+ Energy Rating
Adjustable Thermostat
Height: 81.5cm

Finish:
Cabinetry Door Required



FREEZERS

HF1801EFAA
FROST FREE INTEGRATED FREEZER



Adjustable Thermostat
Super Freeze
Reversible Doors
A+ Energy Rating
Height: 177cm



HU12A1D
INTEGRATED FREEZER



A+ Energy Rating
Adjustable Thermostat
Reversible Doors
Height: 122cm



HZA1
INTEGRATED FREEZER



Adjustable Thermostat
A+ Energy Rating
Reversible Doors
Height: 81.5cm



FRIDGES

NCD191I
INTEGRATED FRIDGE DRAWERS



2 Individual Drawers with Soft Close Mechanism
Hygiene+ Protection
A+ Energy Class
Adjustable Legs
Easily Installed Under Work Surface
Adjustable Thermostat
2 Salad Bins
Wine Rack / Area
Meat Box
Fridge Net Capacity: 150 Litres



NOTE: DOOR FRONTS NOT SUPPLIED



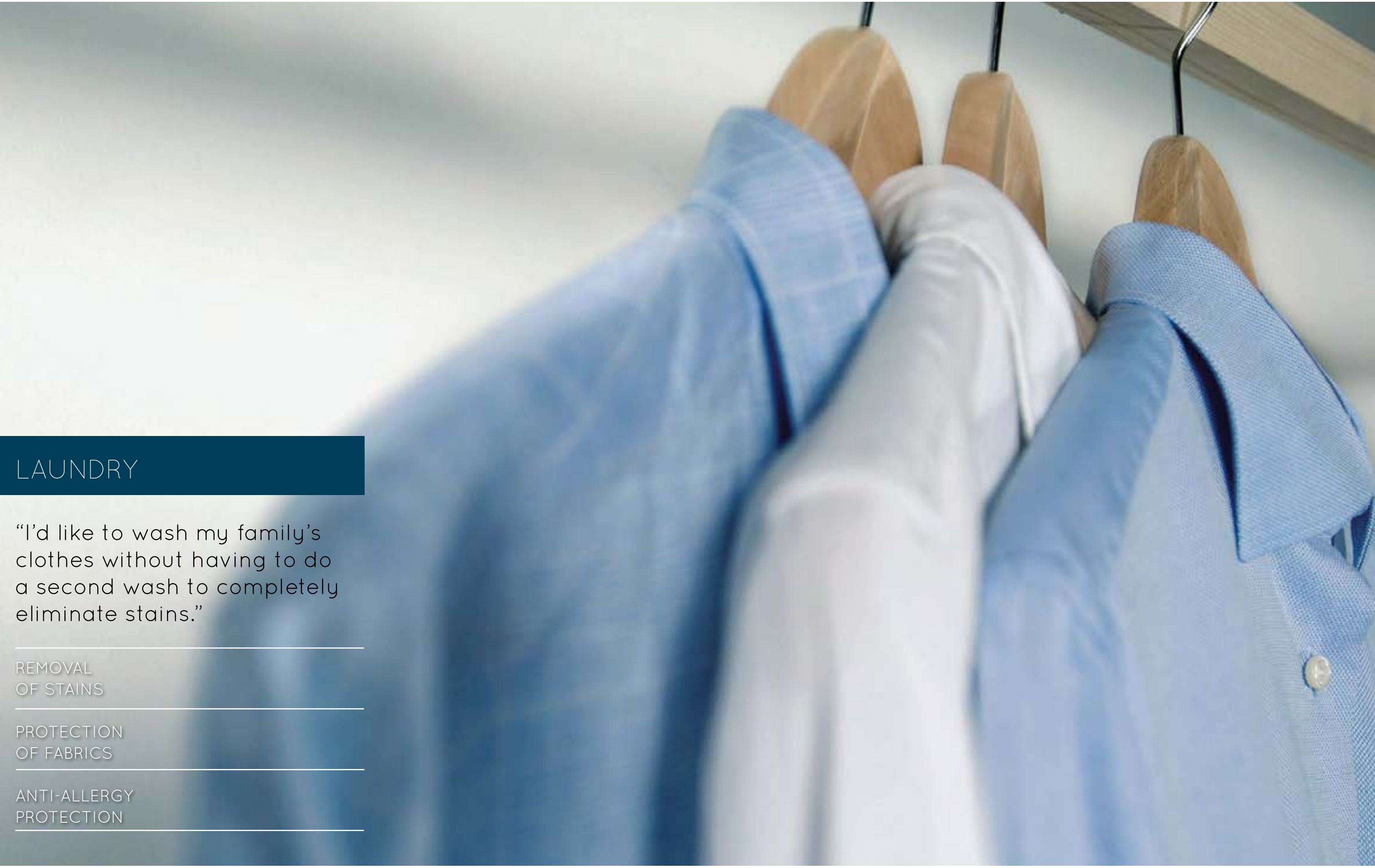
LAUNDRY

“I’d like to wash my family’s clothes without having to do a second wash to completely eliminate stains.”

REMOVAL
OF STAINS

PROTECTION
OF FABRICS

ANTI-ALLERGY
PROTECTION



LAUNDRY

BEAT YOUR STAINS AND
TAKE CARE OF YOUR
FABRICS.

Featuring the same innovative technology you would expect to find on our freestanding washing machines, Hotpoint's integrated washers and washer dryers feature anti-stain technology, anti-allergy programmes and carry the Woolmark Accreditation that care for the clothes you love.



ANTI-STAIN
TECHNOLOGY

Removes 20 of the most stubborn everyday stains in one wash without pre-soaking. By cleverly managing detergent, water, drum rotation and temperature. The final result is the total elimination of all stains in a single wash, while taking great care not to damage the fabrics.



ANTI ALLERGY.
ALLERGY UK
APPROVED TO CARE
FOR SENSITIVE SKIN.

Awarded the Allergy UK Seal of Approval, our anti-allergy programme uses a combination of high temperature technology and extra rinses to neutralise and remove 99.9% of major allergens, including dust mites and pollen.



WOOLMARK.
CERTIFIED SOFT
AND GENTLE CARE
FOR WOOLENS

A delicate wash programme that keeps your woollens as good as new. It uses an extra gentle drum action and low spin speeds to stop clothes rubbing together and keep them looking beautiful for longer. (In the UK and Ireland the Woolmark is a Certification Trade Mark).



SUPER SILENT MOTOR

So quiet, you'll hardly notice it working. Our advanced brushless motors reduce noise levels dramatically, so you won't be disturbed.



SENSOR DRYING

Set and forget for perfect drying and clothes care. Our own 'set and forget' drying system that uses sensors to monitor moisture and temperature levels inside the dryer and stop the machine when it reaches whichever one of 3 levels of dryness you've chosen.



ECO CYCLES

Great cleaning performance with no wasted energy. Save up to 70% in energy with our Eco Cycles/Eco Wash function, specially programmed for great results on the Cottons, Synthetics and Fast Wash cycles, without wasting heat and energy.



READY TO WEAR 60

Outfit washed, dried and ready to go in just 60 minutes. A special programme designed to wash and dry a small load of lightly soiled garments in just 60 minutes - perfect for those urgent occasions.



SUPER WASH

Add more power to your washing cycles. Gives you maximum wash flexibility and great cleaning performance by combining an intensive super wash function with other wash cycles.





WASHING
MACHINES

BHWMD742
INTEGRATED 7KG WASHING MACHINE



Anti Stain Technology
7kg Capacity
Anti Allergy
Woolmark Accredited
iScreen
Eco Cycles
16 Wash Programmes
24 Hr Delay Timer
My Cycle Memory Programme
1400 rpm Spin Speed
Variable Temperature & Spin
Super Silent Motor
A++ Energy Rating

Finish:
Cabinetry Door
Required



BHWM129/2
INTEGRATED 7KG WASHING MACHINE



Anti Allergy
7kg Capacity
Woolmark Accredited
Super Wash
Eco Cycles
Super Silent Motor
16 Wash Programmes
1200 rpm Spin Speed
Variable Temperature & Spin
A++ Energy Rating

Finish:
Cabinetry Door
Required



WASHER
DRYERS

BHWDD74
INTEGRATED 7KG WASHER DRYER



Anti Stain Technology
7 + 5 kg Wash and Dry Capacity
Anti Allergy
Woolmark Accredited
iScreen
Ready To Wear 60
Eco Cycles
Sensor Drying
My Cycle Memory Programme
16 + 3 Wash and Dry Programmes
1400 rpm Spin Speed
Variable Temperature & Spin
B Energy Rating

Finish:
Cabinetry Door
Required



BHWD149/1
INTEGRATED 7KG WASHER DRYER



Anti Allergy
7 + 5 kg Wash and Dry Capacity
Woolmark Accredited
Super Wash
Ready To Wear 60
Eco Cycles
Sensor Drying
My Cycle Memory Programme
16 + 3 Wash and Dry Programmes
Time Saver
1400 rpm Spin Speed
Variable Temperature & Spin
B Energy Rating

Finish:
Cabinetry Door
Required











BHWD129/1
INTEGRATED 6.5KG WASHER DRYER







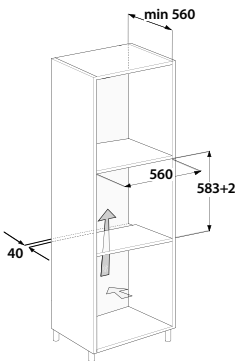
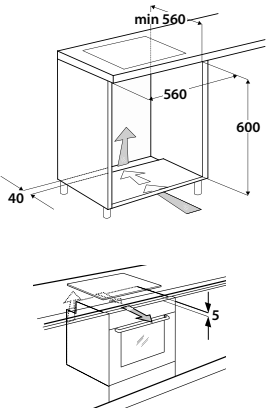
Anti Allergy
6.5 + 5 kg Wash and Dry Capacity
Woolmark Accredited
Super Wash
Ready To Wear 60
Eco Cycles
Sensor drying (5Kg)
My Cycle Memory Programme
16 + 3 Wash and Dry Programmes
Time Saver
1200 rpm Spin Speed
Variable Temperature & Spin
B Energy Rating

Finish:
Cabinetry Door
Required

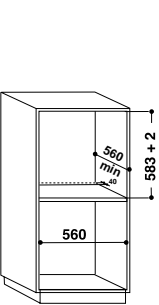


	CLASS 9		CLASS 7				CLASS 5	
								
Class	Class 9	Class 9	Class 7	Class 7	Class 7	Class 7	Class 5	Class 5
Page Number	16	16	17	17	17	18	18	18
Model Number	SI9 891 SP IX	SI9 891 SC IX	SI7 891 SP IX	SI7 871 SC IX	SI7 864 SC IX	SI7 864 SH IX	SI5 854 P IX	SI5 851 C IX
ENERGY LABELLING INFORMATION								
Number of Cavities	1	1	1	1	1	1	1	1
Heat Source Main Cavity	Electric	Electric	Electric	Electric	Electric	Electric	Electric	Electric
Energy Efficiency Class	A+	A+	A+	A+	A+	A+	A+	A+
EEL [%]Energy Efficiency Index	81.9 %	81.9 %	81.9 %	81.9 %	81.9 %	81.9 %	81.9 %	81.9 %
Energy Consumption In Conventional Mode (electric final energy)[KWh/Cycle]	0.91 kWh	0.91 kWh	0.91 kWh	0.91 kWh	0.91 kWh	0.91 kWh	0.9 kWh	0.9 kWh
Energy Consumption In Fan Forced Mode (electric final energy) [KWh/Cycle]	0.7 kWh	0.7 kWh	0.7 kWh	0.7 kWh	0.7 kWh	0.7 kWh	0.69 kWh	0.69 kWh
Main cavity net capacity (l)	73 L	73 L	73 L	73 L	73 L	73 L	71 L	71 L
FEATURES								
Multiflow Heat Technology	Y	Y	Y	Y	Y	Y	Y	Y
Double Glazed Door								
Triple Glazed Door		Y		Y	Y	Y		Y
Quadruple Glazed Door	Y		Y				Y	
Side Opening Door								
Soft Closing Door	Y	Y	Y	Y	Y	Y	Y	Y
Electronic Temperature Control	Y	Y	Y	Y	Y	Y	Y	Y
Circulaire Fan Cooking								
Multifunction 8	Y	Y	Y	Y	Y	Y	Y	Y
Multifunction 5								
Control Type	LCD Touch	LCD Touch	LCD Touch	LCD Touch	Push Push Dials	Push Push Dials	Mono Dial	Mono Dial
Electronic Control	Y	Y	Y	Y	Y	Y		
Electronic Programmable Timer	Y	Y	Y	Y	Y	Y	Y	Y
Minute Minder								
Push Push Controls					Y	Y		
Tilting Grill		Y		Y	Y	Y		Y
Rotisserie	Y		Y				Y	
Anti Fingerprint Stainless Steel	Y	Y	Y	Y	Y	Y	Y	Y
CLEANING								
Pyrolytic Self Cleaning Cycle	Y		Y				Y	
Catalytic Stay Clean Liners		Y		Y	Y			Y
Hydrolytic Cleaning						Y		
Enamel Interior								
PROGRAMMES AND FUNCTIONS								
Meat Probe & Functions	Y	Y						
Traditional Functions	6	6	6	7	7	7	8	8
Tailored Programmes	16	16	16	9	9	9	7	7
Automatic Multi-Recipe Programmes	28	28	28					
EQUIPMENT								
Telescopic Shelves	Y	Y	Y	Y				Y
1 Shelf + Grill Tray								
2 Shelves + Grill Tray			Y	Y				
1 Shelves + Grill Tray + Roasting Tray	Y	Y			Y	Y	Y	Y
1 Shelf + Grill Pan								
POWER								
Supply/Voltage (V/Hz)	230 - 50	230 - 50	230 - 50	230 - 50	230 - 50	230 - 50	230 - 50	230 - 50
Total Power	3650 W	3650 W	3650 W	3650 W	2600 W	2600 W	3650 W	2600 W
UK Fitted Plug		Y		Y	Y	Y		Y

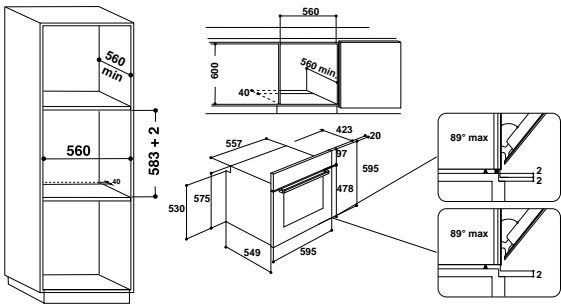
CLASS 3			
			
Class 3	Class 3	Class 3	Class 3
19	19	19	19
SA3 540 H IX	SA3 340 H IX	GA2 124 C IX	SHL 532
1	1	1	1
Electric	Electric	Electric	Electric
A	A	A+	A
106.4 %	106.4 %	81.3 %	
1.05 kWh	0 kWh	0.99 kWh	
0.88 KWH	0.88 KWH	0.69 KWH	0.87KWH
66 L	66 L	75 L	64 L
Y	Y		
Y	Y	Y	
			Y
Y	Y		
	GRILL plus FAN	Static	
Y			
Dials / LED Display	Dials / LED Display	Dials / LED	Dials / LED Display
Y	Y		
Y	Y	Y	
Y	Y		
		Y	
Y	Y		
			Y
5	5		5
2			
Y	Y	Y	
			Y
230 - 50	230 - 50	230 - 50	230 - 50
2350 W	2200 W	2300 W	2400 W
Y	Y	Y	Y



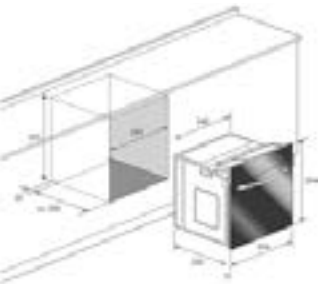
SI9 891 SC IX, SI9 891 SP IX, SI7 871 SC IX, SI7 864 SH IX & SI7 864 SC IX



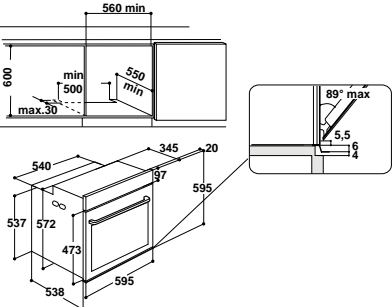
SA3 340 H IX



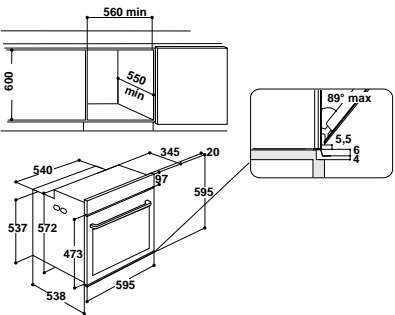
SA3 540 H IX, GA2 124 C IX



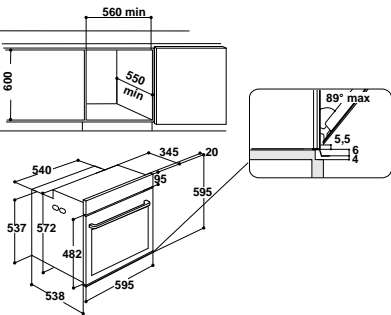
SHL532



SI5 851 C IX

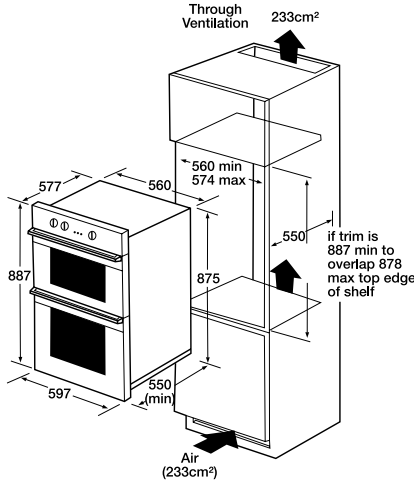


SI5 854 P IX

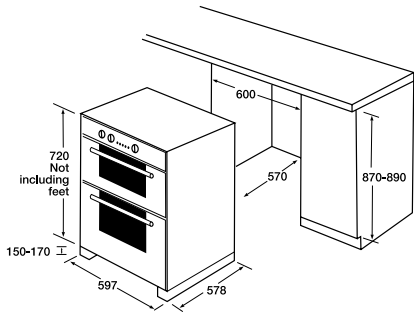


SI7 891 SP IX

	CLASS 7		CLASS 5		CLASS 3
Class	Class 7	Class 7	Class 5	Class 5	Class 3
Page Number	20	20	20	21	21
Model Number	DXD7 912 C IX	DXU7 912 C IX	DKD5 841 J C IX	DKU5 541 J C IX	DKD3 841 IX
ENERGY LABELLING INFORMATION					
Number Of Cavities	2	2	2	2	2
Heat Source Main Cavity	Electric	Electric	Electric	Electric	Electric
Energy Efficiency Class	A	B	A	B	A
EEl [%]Energy Efficiency Index	106.9	119.7	106.9	120.3	106.9
Energy Consumption In Conventional Mode (electric final energy)[KWh/Cycle]					
Energy Consumption In Fan Forced Mode (electric final energy) [KWh/Cycle]	0.9	0.93	0.99	0.99	0.9
Main cavity net capacity (l)	70	55	70	59	70
Heat Source Secondary Oven					
Energy Efficiency Class	A	B	A	B	A
EEl [%]Energy Efficiency Index					
Energy Consumption In Conventional Mode (electric final energy)[KWh/Cycle]	0.76	0.83	0.79	0.79	0.76
Energy Consumption In Fan Forced Mode (electric final energy) [KWh/Cycle]					
Second cavity net capacity (l)	39	33	42	37	39
FEATURES					
Double Glazed Door				Y	Y
Triple Glazed Door	Y	Y	Y		
Circulaire Fan Cooking	Y	Y	Y		Y
Electronic Programmable Timer					
Variable Electric Grill				Y	
Solarplus Grill	Y	Y	Y		Y
CLEANING					
Catalytic Stay Clean Liners	Y	Y	Y	Y	Y
Enamel Interior					
PROGRAMMES AND FUNCTIONS					
MAIN OVEN					
Circulaire FAN			Y	Y	Y
Defrost setting	Y	Y	Y	Y	Y
Slow cook setting	Y	Y	Y	Y	Y
Conventional oven	Y	Y	Y		Y
Twin variable Grill	Y	Y	Y		Y
Fan Grilling	Y	Y	Y		Y
Circulaire roasting	Y	Y			
Proving	Y	Y			
TOP OVEN					
Conventional Oven	Y	Y	Y	Y	Y
Twin variable Grill			Y	Y	
Solar Plus Twin variable Grill	Y	Y			Y
EQUIPMENT					
Telescopic Shelves	2	2	1	1	1
Deep tray	Y	Y	Y	Y	Y
Baking Tray	Y	Y	Y	Y	Y
Grill pan kit	Y	Y	Y	Y	Y
Grids	2	2	3	3	3
POWER					
Supply/Voltage (V/Hz)	230 - 50	230 - 50	230 - 50	230 - 50	230 - 50
Total Power (W)	4500 - 4900	4500 - 4900	4900 - 5400	4400 - 4800	4700 - 5100
UK Fitted Plug	N	N	N	N	N











DXD7 912 C IX, DKD5 841 J C IX, DKD3 841 IX

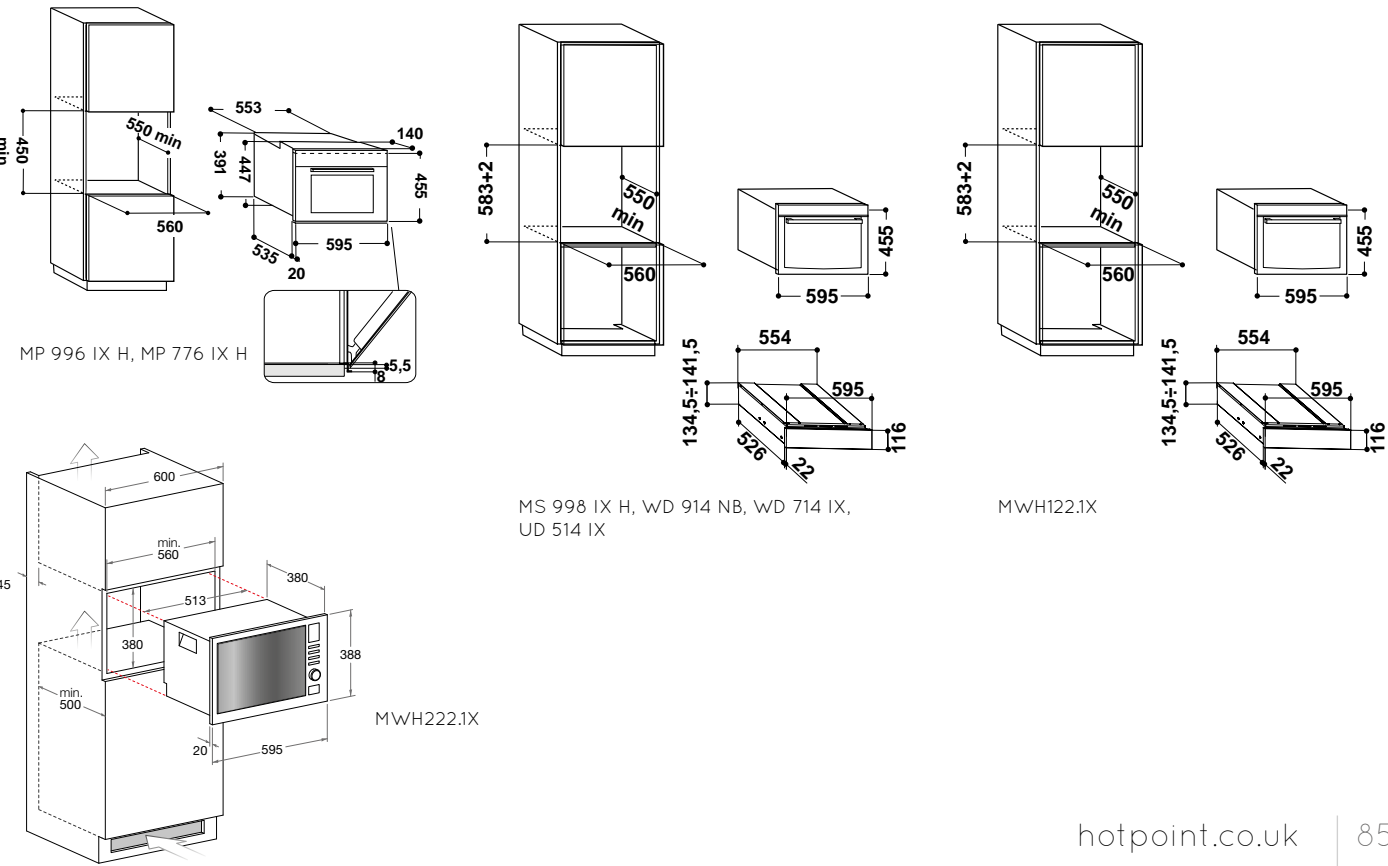
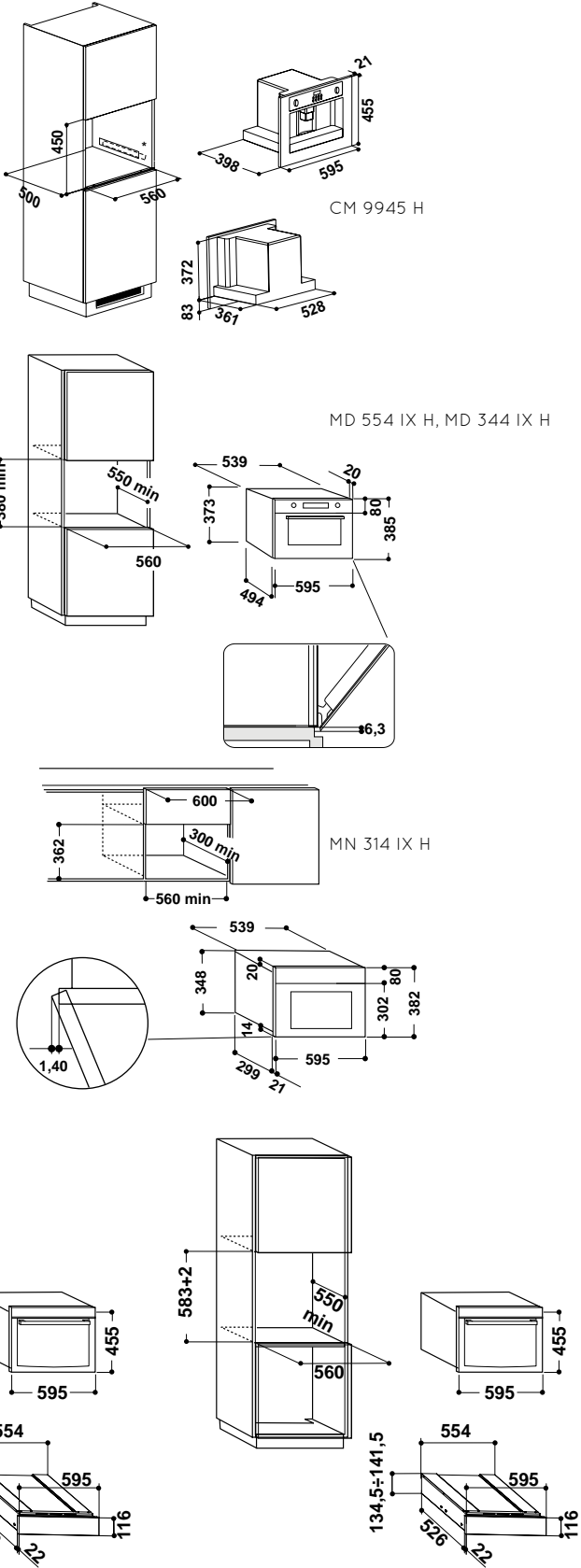









DXU7 912 C IX, DKU5 541 J C IX

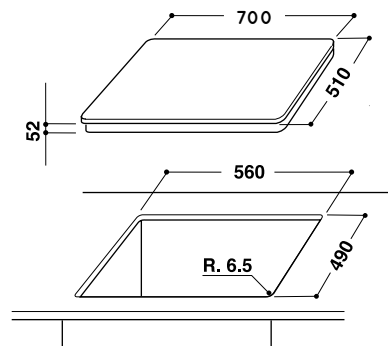


	CLASS 9		CLASS 7	CLASS 5	CLASS 3			
								
Class	Class 9	Class 9	Class 7	Class 5	Class 3	Class 3	Class 3	Class 3
Page Number	28	28	30	30	31	31	31	31
Model Number	MP 996 IX H	MS 998 IX H	MP 776 IX H	MD 554 IX H	MD 344 IX H	MN 314 IX H	MWH 222.1 X	MWH 122.1 X
Microwave with Grill				Y	Y	Y	Y	Y
Combination Microwave Oven and Grill	Y		Y					
Combination Steam Oven		Y						
FEATURES								
Multiwave Technology	Y		Y	Y	Y	Y		
Touch Control	Y	Y	Y					
Electronic Monodial Control				Y				
Electronic Control					Y	Y	Y	Y
Capacity (litres)	40	34	40	31	31	22	24	20
Meat Probe		Y						
MANUAL FUNCTIONS								
Steam		Y						
Forced Air + Steam		Y						
Microwave	Y		Y	Y	Y	Y	Y	Y
Crisp	Y			Y	Y	Y		
Grill	Y		Y	Y	Y	Y	Y	Y
Grill + MW	Y		Y	Y				
Turbo Grill	Y							
Turbo Grill + MW	Y		Y					
Forced Air	Y	Y	Y					
Forced Air + MW	Y		Y					
Quick Heat	Y		Y					
Sensor Cooking								
Dynamic /Auto Reheat	Y		Y	Y	Y			
Dynamic / Auto Crisp	Y			Y	Y			
Dynamic /Auto Steam	Y		Y					
Dynamic /Auto Defrost	Y		Y					
Dynamic /Auto Cook			Y	Y				
RECIPES/ASSISTED CYCLES								
Pasta / rice	Y	Y					Y	Y
Vegetables / Vegetarian meals	Y	Y					Y	Y
Meat	Y	Y					Y	Y
Poultry	Y	Y					Y	Y
Fish	Y	Y					Y	Y
Side dishes	Y	Y						
Pizza / Salty Cakes	Y	Y					Y	Y
Bread/Cakes	Y	Y						
Snacks	Y							
Desserts	Y	Y						
Eggs		Y						
Potato							Y	Y
Beverage							Y	Y
Popcorn							Y	Y
Reheat								Y
SPECIALS								
Proving		Y						
Preservation		Y						
Yoghurt		Y						
Disinfection		Y						
Drain		Y						
Descale		Y						
Steam Cleaning		Y						
POWER								
Total Absorbed Power	2800	1450	2800	2300	2300	1900	2750	1200
Grill Power (Watts)	1600		1600	800	800	700	1000	1000
Microwave Power (Watts)	900		900	1000	1000	750	900	800
UK Plug	Y	Y	Y	Y	Y	Y	Y	Y

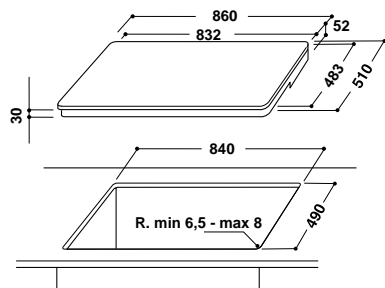
	CLASS 9
Class	Class 9
Page Number	29
Model Number	CM 9945 H
FEATURES	
Touch Control	Y
Water Tank Capacity (L)	1.8
Coffee Bean Reservoir	300g
Semi-Automatic Cleaning System	Y
Low Water Notification	Y
Coffe Bean Empty Notification	Y
Empty Coffee Grinds Notification	Y
Adjustable Grind Level	Y
Temperature Regulation	Y
Coffee Aroma Regulation	Y
Cup Level Regulation	Y
Timer Function	Y
Hot Water Distribution	Cappucino Hot Water Steam
Portion sizes	Double Espresso Cup Espresso Cup Large Cup Regular Cup 1 or 2 Cups
POWER	
Supply/Voltage (V/Hz)	230 - 50
Total Absorbed Power (W)	1350
Coffee / Steam Heating Power (W)	1000
Coffee Grinder Power (W)	150
Pump Power (W)	48



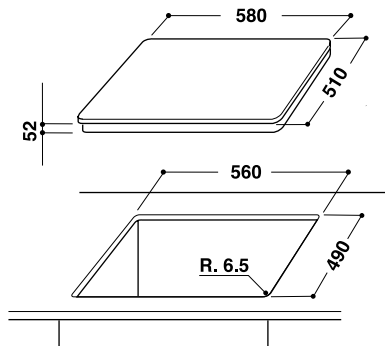
							
Page No	38	38	39	39	39	40	40
Model Number (Finish: X = Stainless Steel, W = White)	CIF 952 BXLD B	CIU 642 F B	CIS 641 F B	CID 740 B	CID 641 B B	CIS 640 B	CIA 640 C
Induction Hob	Y	Y	Y	Y	Y	Y	Y
Ceramic Hob							
Sealed Plate Hob							
Width (cm)	90	60	60	69	60	60	60
FEATURES							
Flexi Zone/s	Y	Y	Y				
Chef Mode	Y						
Direct Zone Controls				Y	Y		
Slider Control			Y			Y	
Electronic Control	Y	Y	Y	Y	Y	Y	
12 Power Levels							
9 Power Levels							
6 Power Levels							
Touch Control	Y	Y	Y	Y	Y	Y	Y
2 Zone On Indicator Lights							
4 x Boosters		Y	Y	Y	Y	Y	Y
4 Zone On Indicator Lights		Y	Y	Y	Y	Y	Y
5 x Boosters	Y						
5 Zone On Indicator Lights	Y						
Bevelled Edging	Y	Y	Y	Y	Y	Y	
Frameless							
Stainless Steel Frame							
Child Lock	Y	Y	Y	Y	Y	Y	Y
Residual Heat Indicators							
POWER (KW)	14.8	9.6	10	8	8	8	8
Square Induction Zones	1 x 5.4kW 2 x 2.5kW 2 x 2.2kW	4 x 2.4kW	1 x 3.4kW 2 x 2.4kW 1 x 1.8kW	1 x 2.3kW 2 x 2.1kW 1 x 1.5kW	1 x 2.3kW 2 x 2.1kW 1 x 1.5kW	2 x 2.5kW 2 x 1.5kW	2 x 2.3kW 2 x 1.5kW
Oval Double Radiant Zone							
Double Ring Radiant Zone							
Radiant Zones							
Fast Electric Plates							








CID 740 B

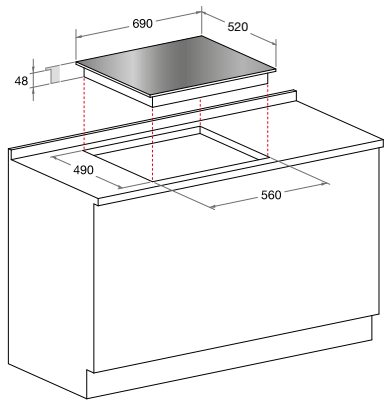


CIF 952 BXLD B

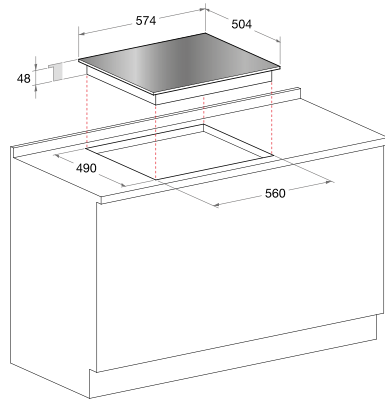


CIU 642 F B, CIS 641 F B, CID 641 B B,
CIS 640 B & CIA 640 C

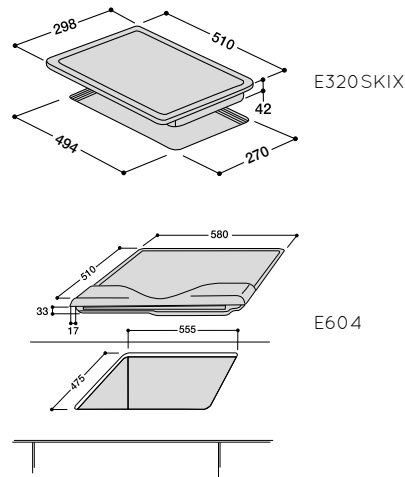
					
Page No	40	41	41	41	41
Model Number (Finish: X = Stainless Steel, W = White)	CRO 742 DO B	CRA 641 D C	CRM 641 D X (S/Steel Frame) CRM 641 D C (Frameless)	E604W E604X	E320SKIX
Induction Hob					
Ceramic Hob	Y	Y	Y		
Sealed Plate Hob				Y	Y
Width (cm)	70	60	60	60	29.8
FEATURES					
Flexi Zone/s					
Chef Mode					
Direct Zone Controls					
Slider Control					
Electronic Control					
12 Power Levels			Y		
9 Power Levels	Y	Y			
6 Power Levels				Y	
Touch Control	Y	Y			
2 Zone On Indicator Lights					
4 x Boosters					
4 Zone On Indicator Lights			Y	Y	
5 x Boosters					
5 Zone On Indicator Lights					
Bevelled Edging	Y				
Frameless		Y			
Stainless Steel Frame			Y		
Child Lock	Y	Y			
Residual Heat Indicators	Y	Y	Y		
Number of Heat Zones					2
Front Control Knobs					Y
POWER (KW)	7	6.6	6.6	7	3.5
Square Induction Zones					
Oval Double Radiant Zone	1.5-2.4kW				
Double Ring Radiant Zone	1.0-2.2kW	1.0-2.2kW	0.8-2.2kW		0.8-2.2kW
Radiant Zones	2 x 1.2kW	1 x 1.8kW 1 x 1.4kW 1 x 1.2kW	1 x 1.8kW 1 x 1.4kW 1 x 1.2kW		1 x 1.8kW 1 x 1.4kW 1 x 1.2kW
Fast Electric Plates				2 x 2.0kW 2 x 1.5kW	
Sealed Plate 145cm					1 x 1.5kW
Sealed Plate 180cm					1 x 2.0kW



CRO 742 DO B



CRA 641 D C, CRM 641 D X, CRM 641 D C

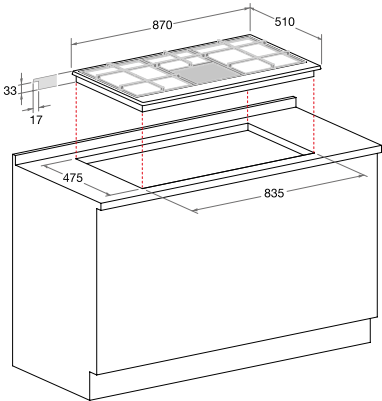


Page No

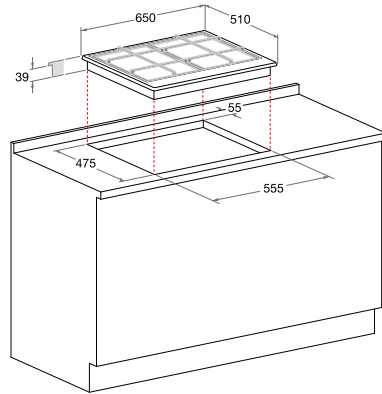
Model Number (Finish: BK = Black, IX = Stainless Steel, WH = White)

Gas Hob	Y	Y	Y	Y	Y	Y	Y
Width (cm)	75	60	75	65	90	75	60
Finish	Black	Black	Stainless	Stainless	Stainless	Stainless	Stainless
FEATURES							
Direct Flame Technology	Y	Y					
Cast Iron Pan Supports	Y	Y	Y	Y	Y	Y	Y
Enamel Pan Supports							
Hinged Pan Supports			Y	Y			
NO OF GAS BURNERS	5	4	4	4	6	5	4
Gas On Glass	Y	Y					
9 Power Levels							
Automatic Ignition	Y	Y	Y	Y	Y	Y	Y
Flame Failure Device	Y	Y	Y	Y	Y	Y	Y
POWER	8800	7800	10350	8850	11500	10300	8500
Triple Crown Burner (Watts)			3600		3250	3300	3300
Double Crown / Dual Control Burner (Watts)			4100 / 900	3600 / 900			
Ultra-Rapid Burner (Watts)							
Rapid Burner (Watts)	3000	3000					
Reduced-Rapid (Watts)				2600	2600	2600	2600
Twin Burners (Watts)					2 x 1500		
Semi-Rapid Burner (Watts)	2 x 1900	2 x 1900	1650	1650	1650	2 x 1650	1650
Standard Burner (Watts)	2 x 1000	1000	1000	1000	1000	1000	1000

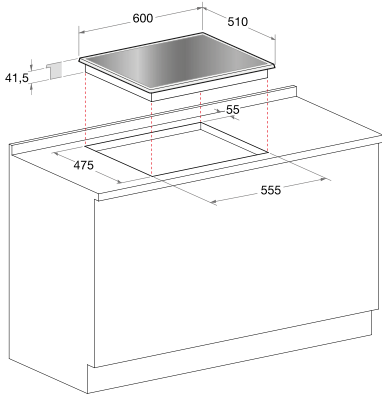
44	45	45	45
PCN 752 IX/H	PCN 641 IX/H	PCN 642 IX/H PCN 642 BK /H "	PAN 642 IX/H PAS 642 H BK PAS 642 H WH
75	60	60	60
Stainless	Stainless	Stainless	Stainless
Y	Y	Y	Y
5	4	4	4
Y	Y	Y	Y
Y	Y	Y	Y
10300	7300	7300	7300
3400			
2600	3000	3000	3000
2 x 1650	2 x 1650	2 x 1650	2 x 1650
1000	1000	1000	1000



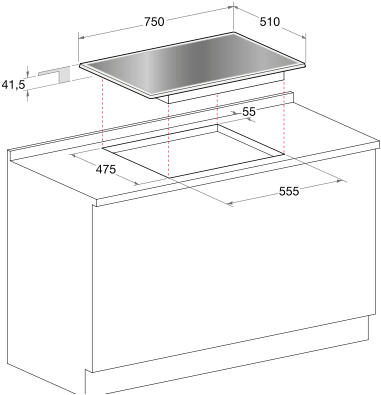
PHC 961 TS/IX/H



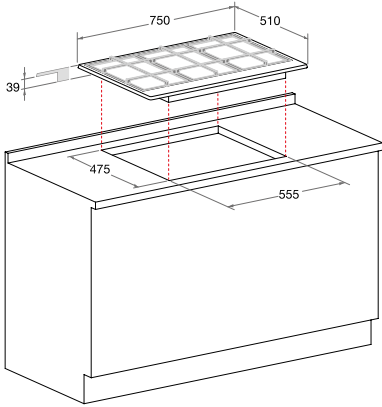
PKL 641 D2/IX/H



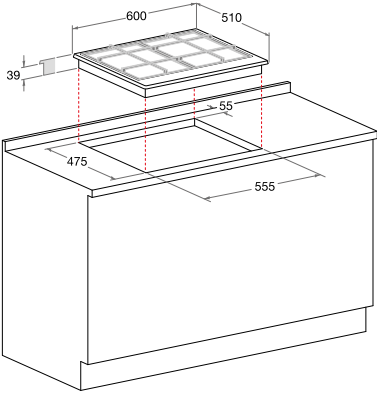
FTGHG 641 D/H(BK)



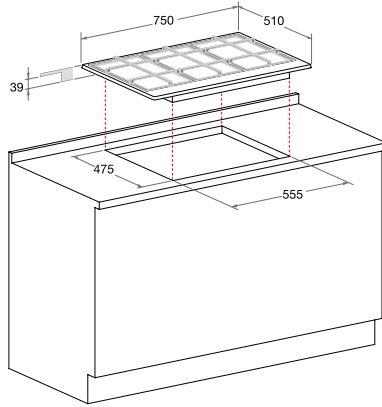
FTGHG 751 D/H(BK)



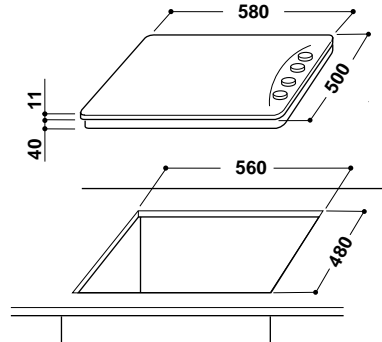
PKL 741 D22/IX/H



PCN 641 T/IX/H, PCN 642 IX/H,
PCN 642 /BK/H, PCN 641 IX/H











PCN 752 IX/H, PCN 751 T/IX/H















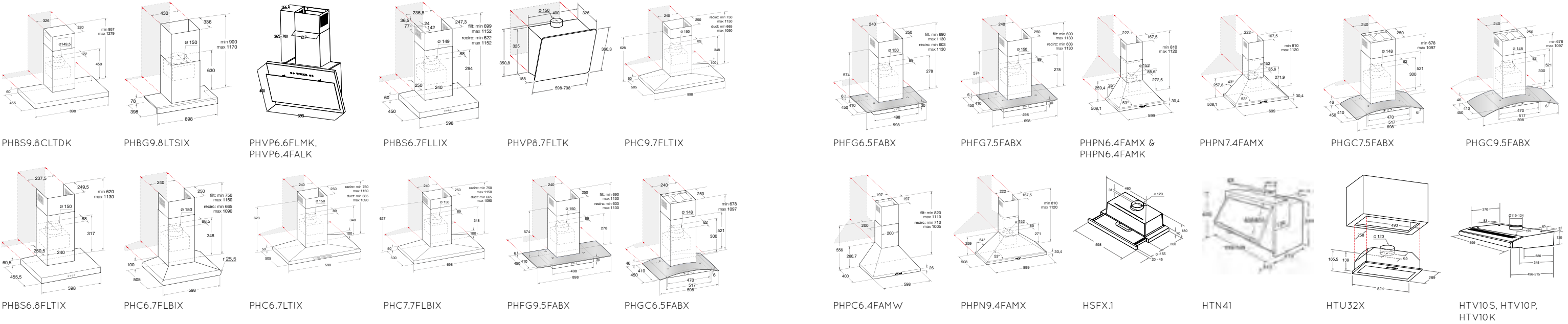
PAN 642 IX/H, PAS 642 H(BK),
PAS 642 H(WH)

Page No

Model Number (Finish: X = Stainless Steel, K = Black, W = White)

								
	50	50	51	51	51	51	52	52
	PHBS9.8CLTDK	PHBG9.8LTSIX	PHBS6.8FLTIX	PHC9.7FLTIX	PHC6.7FLTIX	PHVP8.7FLTK	PHVP6.6FLMK	PHVP6.4FALK
Hood Type	T BOX	T BOX	T BOX	BOX	BOX	VERTICAL GLASS	VERTICAL GLASS	VERTICAL GLASS
Width	90	90	60	90	60	80	60	60
ENERGY LABELLING INFORMATION								
Annual Energy Consumption (kWh/year)	51.1	51.1	52.0	51.1	51.1	51.1	51.1	51.1
Energy Efficiency Class	A	A	A	B	B	B	B	E
Fluid Dynamic Efficiency Index	53.6	53.6	52.0	58.7	58.7	69.8	69.1	102.6
Fluid Dynamic Efficiency Class	A	A	A	A	A	B	B	F
Lighting Efficiency Index, in Lux/Watt	29.0	51.2	29.0	29	29.0	29.0	29.0	5.0
LIGHTING EFFICIENCY CLASS	A	A	A	A	A	A	A	F
Grease Filtering Efficiency	86.0	86.2	86.0	76	76.0	56.0	56.1	41.0
Grease Filtering Efficiency	B	B	B	C	C	E	E	G
Airborne noise (dB(A) re 1 pW), at minimum and maximum speed available in normal use	62-72	56-62	35-66	35-60	35-60	60-60	59-70	48-60
Max Air Flow (m/h)	713.0	798.0	735.0	757.0	757.0	713.0	647	400
FEATURES								
LED Display								
Clean Filter Display	Y	Y	Y	Y	Y	Y	Y	Y
Touch Control	Y	Y	Y	Y	Y	Y		Y
Electronic Button Control							Y	
Push Button Control								
Slider Control								
3 Speeds + Booster	Y	Y	Y	Y	Y	Y		
3 Speeds							Y	Y
3 Grease Filters	Y			Y				
2 Grease Filters			Y		Y			
1 Grease Filter		Y				Y	Y	Y
Charcoal Filter Included	Y	Y	Y	Y	Y	Y	Y	Y
2 Lights (LED)	Y	Y	Y	Y	Y	Y	Y	
2 Lights (Halogen)								Y
Run-On Timer	Y	Y	Y	Y	Y	Y	Y	Y
Black Glass Finish	Y					Y		
2 Lights								
1 Light								

											
52	53	53	53	53	53	53	54	54	55	55	55
PHC7.7FLBIX (70CM) PHC6.7FLBIX (60CM)	PHBS6.7FLIX	PHGC9.5FABX PHGC7.5FABX	PHGC6.5FABX	PHFG7.5FABX PHFG9.5FABX	PHFG6.5FABX	PHPN9.4FAMX	PHPN7.4FAMX (70CM) PHPN6.4FAMK (60CM) PHPN6.4FAMX (60CM) PHPC6.4FAMW (60CM)	HTV10 (S/K/B/P)	HSFX	HTU32	HTN41
BOX	BOX	CURVED GLASS	CURVED GLASS	FLAT GLASS	FLAT GLASS	PYRAMID	PYRAMID	VISOR	TELESCOPIC	CANOPY	INTEGRATED
70 / 60	60	90/70	60	90/70	60	90	70 / 60				
51.1	51.1	51.1	51.1	51.1	51.1	51.1	51.1	74.7	101.1	101.6	86.4
B	B	C	C	C	C	D	D	D	E	E	E
58.7	58.7	83.8	83.8	83.8	83.8	94.9	94.9	4.6	4.0	5.9	3.8
A	B	C	C	C	C	E	E	F	F	F	G
29.0	29.0	5.0	9.0	5.0	9.0	9.0	9.0	3.0	3.0	3.0	3.0
A	A	F	E	F	E	E	E	G	G	G	G
76.0	86.0	66.0	66.0	66.0	66.0	76.0	76.0	76.0	56.0	56.0	66.0
C	B	D	D	D	D	C	C	C	E	E	D
35-60	31-60	46-63	46-63	46-63	46-63	51-62	51-62	52.0-64.0	47.0-57.0	48.0-58.0	47.0-59.0
757.0	735.0	559.0	559.0	559.0	559.0	420	420	165.0	185.0	175.0	208.0
Y	Y	Y	Y	Y	Y						
Y	Y	Y	Y	Y	Y		Y				
						Y		Y		Y	Y
Y	Y	Y	Y	Y	Y				Y	Y	Y
						Y					
Y	Y	Y	Y	Y	Y						Y
Y	Y	Y	Y	Y	Y			Y	Y	Y	Y
									Y		
	Y									Y	
								Y			Y



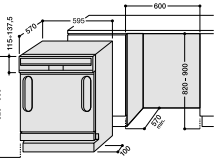
Page No	61	61	62	62	62	63	63
Model Number	LTF11S1120	LTF8M121C	LTB6M126	LTB4B019	LSB5B019	LSTF9H123 C L	LSTB6M19
KEY INFORMATION	FULL SIZE	FULL SIZE	FULL SIZE	FULL SIZE	FULL SIZE	SLIM LINE	SLIM LINE
Place Settings	15	14	14	13	13	10	10
Number of Wash Programmes	11	8	6	4	5	9	6
User Interface	Digit	Digit	LED	LED	LED	Digit	LED
Silent Wash	Super Silent	Super Silent	Super Silent	Silent	Silent	Super Silent	Silent
Dimensions (mm) H x W x D	820x595x570	820x595x570	820x595x570	820x595x570	820x595x570	820x445x570	820x445x570
ENERGY / PERFORMANCE INFORMATION							
Energy Efficiency Class	A+	A++	A++	A+	A+	A++	A+
Wash Energy Efficiency Class	A	A	A	A	A	A	A
Dry Energy Efficiency Class	A	A	A	A	A	A	A
Energy Consumption - Standard Cleaning Cycle (Eco Wash & Cold Fill - kWh)	1.07	0.93	0.93	1.04	1.04	0.74	0.83
Energy Consumption - Appliance Turned Off (kWh)	0.0005	0.0005	0.0005	0.0005	0.0005	0.0005	0.0005
Energy Consumption - End of Cycle Stand-By (kWh)	0.005	0.005	0.005	0.005	0.005	0.005	0.005
Annual Energy Consumption - Standard Cleaning Cycle (280 Eco Wash & Cold Fill Cycles kWh/annum)	302	265	265	295	295	211	237
Programme Time - Standard Cleaning Cycle (Eco Wash & Cold Fill - mins)	195	190	190	190	190	180	180
Noise Emmissions - Standard Cleaning Cycle (Eco Wash & Cold fill - db) Db(A)	42	41	46	49	49	47	49
Auto Power Off Feature (mins to power off)	12	12	12	12	12	12	12
WATER EFFICIENCY							
Consumption - Standard Cleaning Cycle (Eco Wash & Cold Fill - Litres)	11	9	9	11	11	9	10
Annual Water Consumption - Standard Cleaning Cycle (280 Eco Wash & Cold Fill Cycles - Litres)	3080	2520	2520	3080	3080	2520	2800
WASH PROGRAMMES							
Soak	Y	Y	Y	Y		Y	Y
Eco	Y	Y	Y	Y	Y	Y	Y
Normal	Auto	Auto	Y	Y	Y	Auto	Y
Fast	Auto	Auto					
Intensive	Auto	Auto	Y	Y	Y		Y
Ultraintensive						Y	Y
Duo/Trio Wash	Trio		Duo			Duo	
Delicates	Y	Y	Y			Y	
Express (mins)	30	40			40	25	
Self Clean	Y						
Goodnight	Y					Y	
Sanitizing	Y	Y					
Short Time						Y	
OPTIONS							
Zone Wash	Y						
Active Oxygen	Y						
Half Load					Y	Y	Y
Delay Timer	Y	Y				Y	
Tablets all in 1	Y					Y	
THIRD BASKET							
Third Modular Cutlery Basket	Y					Y	
UPPER BASKET							
Third Level Sliding Tray		Y				Y	
Dual Space Height Adjustable Basket	Y	Y	Y	Y	Y	Y	Y
Foldable Racks	Y	4	4				
LOWER BASKET							
Foldable Plate Racks	8	4	4				
Pots and Pan Holders	2						
Sliding Cutlery Basket		Y	Y	Y	Y	Y	
Handle	Y	Y	Y			Y	
TECHNICAL FEATURES							
Flexipower Inverter Motor & Sensor System	Y	Y	Y			Y	
Full Stainless Steel Interior	Y	Y	Y	Y	Y	Y	Y
4 Stage Water Filtration	Y	Y	Y	Y	Y	Y	Y
Hot or Cold Fill	Y	Y	Y	Y	Y	Y	Y
24h Water Safety Guard	Y	Y	Y			Y	
Anti Overflow Water Safety System	Y	Y	Y	Y	Y	Y	Y
Counterbalanced Door	Y	Y	Y	Y	Y	Y	Y
Salt Refill Indicator	Y	Y	Y	Y	Y	Y	Y
Rinse Aid Refill Indicator	Y	Y	Y	Y	Y	Y	Y
Water Hardness Adjuster	Y	Y	Y	Y	Y	Y	Y
Easy Installation Package (Fast Fix)	Y	Y	Y	Y	Y	Y	Y
Rear Foot Adjustable from Front	Y	Y	Y	Y	Y	Y	Y
Progress Indicator Beam						Y	

See page opposite for installation diagrams

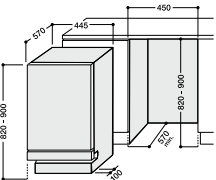
Page No

Colours X = Stainless Steel, P = White, G = Graphite

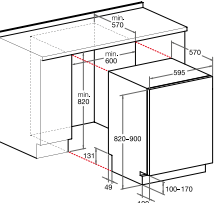
TYPE	WASHING MACHINE	WASHING MACHINE	WASHER DRYER	WASHER DRYER	WASHER DRYER
Washing Machine	Y	Y			
Washer Dryer			Y	Y	Y
Spin Speed	1400rpm	1200rpm	1400rpm	1400rpm	1400rpm
Wash Capacity (kg)	7kg	7kg			
Wash and Dry Capacity (kg)			7+5kg	7+5kg	7+5kg
Door Opening	150 degrees	150 degrees	150 degrees	150 degrees	150 degrees
ENERGY					
Energy Efficiency Class	A++	A++	B	B	B
Wash Performance Class	A	A	A	A	A
Spin Performance Class	B	B	B	B	B
Energy Consumption (60C Cotton Cycle, Full Load)	1.07 kwh	1.105 kwh	1.05 kwh	1.250 kwh	1.190 kwh
Annual Energy Consumption (220 Cycles on Cotton 60C full load & Cotton 40C half load)	197	187	210	250	238
Annual Water Consumption based on 220 cycles	10840	10038	11600	12000	10800
USER INTERFACE	LCD	Knob	LCD	Knob	Knob
i-Screen	Y		Y		
LED		Y		Y	Y
CONTROL DIALS					
Variable Temperature and Spin	Y	Y	Y	Y	Y
Programme Selector	Y	Y	Y	Y	Y
Drying Levels			3	3	3
BUTTONS					
Pause/On-Off	Y	Y	Y	Y	Y
Extra Rinse	Y	Y	Y		
Mini Load	Y	Y	Y	Y	Y
Super Wash	Y	Y	Y	Y	Y
Start/Pause	Y	Y	Y	Y	Y
Spin Speed	Y	Y	Y	Y	Y
Eco Cycles	Y	Y	Y	Y	Y
24 hr Delay Timer	Y		Y		
SPECIAL FEATURES					
Anti Stain	Y		Y		
Anti Allergy	Y	Y	Y	Y	Y
Woolmark	Y	Y	Y	Y	Y
Super Silent Motor	Y	Y	Y	Y	Y
Number of Programmes	16	16	16+3	16+3	16+3
My Cycle Memory Programme	Y		Y		
Silk Cycle	Y	Y	Y	Y	Y
Delicates Cycle	Y	Y	Y	Y	Y
Baby Cycle	Y	Y	Y	Y	Y
Shirts	Y	Y	Y	Y	Y
Fast Wash	Y	Y	Y	Y	Y
Extra Rinse	Y	Y	Y	Y	Y
Reduced Creases	Y	Y	Y	Y	Y
Number of Drying Cycles			3	3	3
Ready to Wear Wash & Dry 60			Y	Y	Y
PERFORMANCE					
Electronic Control (Timer)	Y		Y		
Time Saver	Y				
Automatic Variable Load	Y	Y	Y	Y	Y
Anti Foam	Y	Y	Y	Y	Y
Time for Wash (Normal Cycle)	190	190	190	153	153
Water Remaining after Spin Cycle %	53	53	53	54	54
Noise (dBA) Wash	42	42	52	56	56
Noise (dBA) Spin	66	65	73	79	77
Sensor Drying			Y	Y	Y
Adjustable Spin Speed (rpm)	Y	Y	Y	Y	Y
SAFETY					
Overflow System	Y	Y	Y	Y	Y
Child Lock	Y		Y		
SUPPLY					
Cold Fill	Y	Y	Y	Y	Y
DIMENSIONS					
Height (cm)	82.0	82.0	82.0	82.0	82.0
Width (cm)	59.5	59.5	59.5	59.5	59.5
Depth (cm)	54.5	55.0	54.5	55.0	55.0



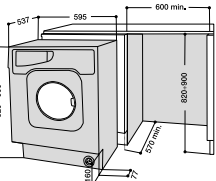
LSB5B019W/X



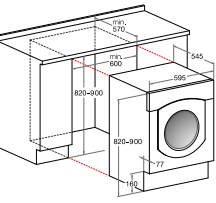
LSTF9H123CL, LSTB6M19



LTF11S1120, LTF8M121C, LTB6M126, LTB4B019



BHWMD129/2, BHWDD149/1, BHWDD129/1

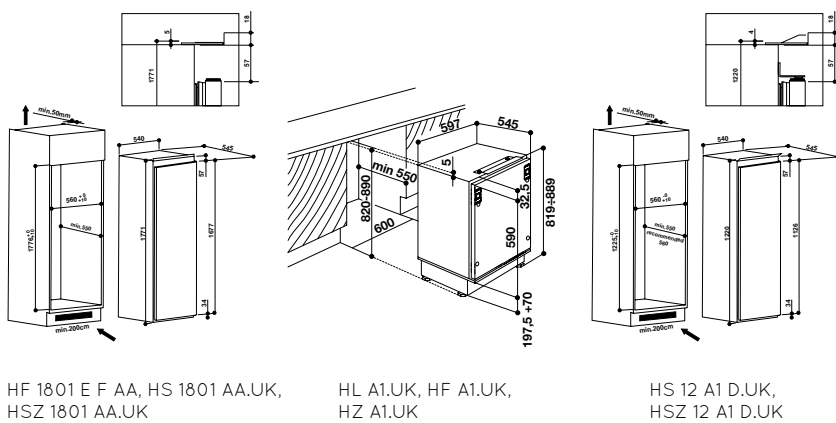
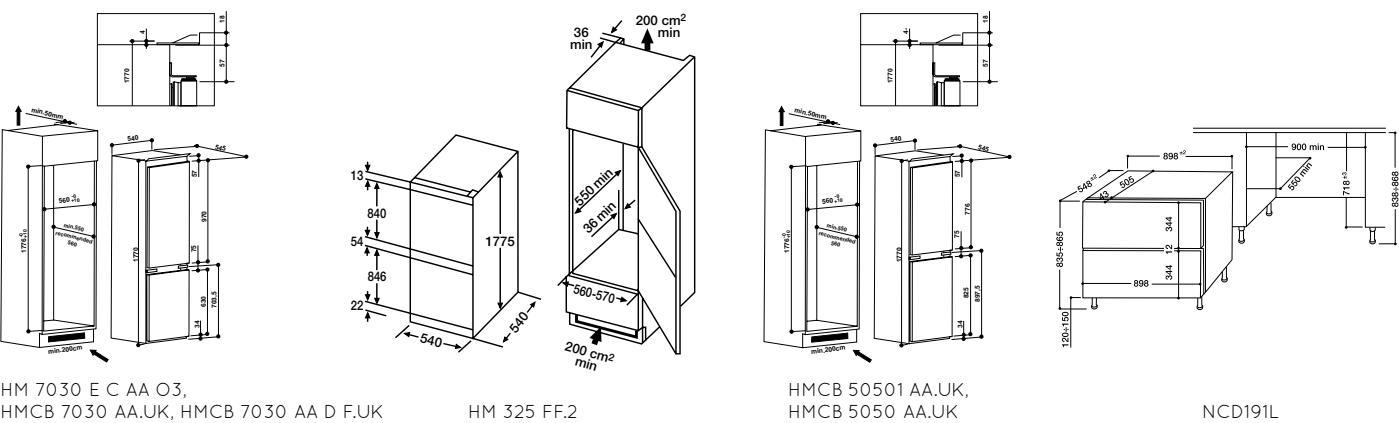


BHWMD742, BHWDD74

Page No	68	68	68	69	69	69
Model Number	HM7030 ECAA03	HMCB 7030 AADF	HMCB 7030 AA	HM 325 FF.2	HMCB50501 AA	HMCB 5050 AA

Page No	73
Model Number	NCD1911

Page No	70	70	70	71	71	71	72	72	72
Model Number	HS 1801 AA	HSZ 1801 AA	HS 12 A1 D	HSZ 12 A1 D	HL A1	HF A1	HF1801EF AA	HU 12 A1 D	HZ A1



Climatic Class Definitions:

SN: Designed to operate in ambient temperatures of 10°C to 32°C

N: Designed to operate in ambient temperatures of 16°C to 32°C

SN - T: Designed to operate in ambient temperatures of 10°C to 43°C

SN - ST: Designed to operate in ambient temperatures of 10°C to 38°C

Products that are located in an ambient temperature outside of these bands that fail as a direct result of this, are not covered by our warranty.

ACCESSORIES AND CLEANING PRODUCTS



Make your house
a better home



WPRO ACCESSORIES, CONSUMABLES & HOMECARE PRODUCTS

Wpro is a universal range of accessories, consumables and homecare products endorsed by leading professional brands; KitchenAid, Whirlpool, Bauknecht, Hotpoint, and Indesit. Created to make everyday life easier, Wpro offers innovative installation tools, practical appliances and effective cleaning solutions, safe to use in any household and on any brand of appliance. Wpro helps you to achieve professional results in total simplicity, and the range extends across a variety of categories including washing and dishwashing, cooling, coffee, ironing and homecare. The Wpro range protects, prolongs and enhances the performance of appliances and features over 80 products.

LAUNDRY/DISHWASHING/REFRIGERATION ACCESSORIES



C00379699
WASHING MACHINE CARE KIT

3- in- 1 Descaler Sachets (10 x 50g): Action 3 in 1: anti-scaling action cleans the internal parts and removes detergent build-up. Helping to keep the appliance at its best.

Anti-limescale Magnet: Powerful magnets help to reduce the build-up of limescale, protecting the heating element. It can be used on washing machines or dishwashers.



C00481228
PURIFAIR

A universal 'clip-in' device to hold a Microban filter in any refrigerator, to remove bad smells and keep the refrigerator fresher and more hygienic.



C00424828
LIMESCALE & GREASE REMOVER

It's special formula effectively reduces limescale deposits on the heating element and key components such as drum, pipes and pump. It cleans grease and detergent build up even on hard-to-reach and invisible parts of the appliances preventing bad odours from developing.

OVEN/MICROWAVE/HOB ACCESSORIES



C00379696
CERAMIC HOB & OVEN CARE KIT

Stainless steel cream (250ml): Removes burnt-on deposits and thanks to its chloride-free formula, provides a water-resistant and protective coating to the surface. Lemon fragrance.

Ceramic & induction hob cleaner spray (500ml): Effectively cleans induction and ceramic hobs for perfect results. It helps preserve a glossy finish without scratching or leaving marks. Orange fragrance.

Oven & grill degreaser (500ml): Effectively eliminates burnt-on grease and residue. It is ideal for degreasing ovens, hotplates, barbecues, rotisseries and cooker hoods leaving a pleasant lemon fragrance.

Scotch-Brite™ microfiber cloth: Innovative fiber combination. Lifts and traps dirt, dust particles and grease. Cleans without scratching most types of surface including stainless steel, with or without detergent.



C00375309
OVEN & GRILL DEGREASER

The Wpro professional oven degreaser effectively eliminates burnt-on grease and residues. It is ideal for degreasing ovens, hotplates, barbecues, rotisseries and cooker hoods whilst leaving a pleasant lemon fragrance. Do not use on painted surfaces or aluminium.



C00332003
STEAMER FOR MICROWAVE

Universal steamer for steam cooking in the microwave. It comes with a recipe book.

- Healthy and fat free cooking
- Quick and easy
- Preserves vitamins and minerals
- For steaming vegetables, meat, and fish
- Ideal for defrosting and reheating as well



C00380140
EXTENDABLE BAKING TRAY

Size: 33 x 37/52 x 3cm

Universal baking tray, extendable from 37 to 52cm.



C00380049
UNIVERSAL GREASE & CARBON FILTER

Size: 470 x 570mm - 450g / m2

Grease and carbon filter for cooker hoods. Protects your kitchen from grease and unpleasant odours. Self extinguishing. Replace every 3 months in order to maintain a good level of filtering.



C00380135
CERAMIC & INDUCTION HOB CLEANER SPRAY

Size: 500ml

The Wpro professional cleaner formula, effectively cleans induction and ceramic hobs for perfect results. It helps to preserve a glossy finish without scratching or leaving marks. It also leaves a pleasant orange fragrance.

HOTPOINT CARE

Quality at the heart of all we do



We're here if you ever need us, call us on 03448 224 224

Hotpoint Service is second to none. We are open when you need us and our operators are on hand 364 days a year to answer your call every day, except Christmas day, on 03448 224 224 (For the Republic of Ireland please call 0818 313 413). For more information, please visit hotpointservice.co.uk



OUR APPLIANCE LEAVING THE FACTORY ISN'T THE END OF THE STORY. FOR US IT'S JUST THE START OF A WHOLE NEW CHAPTER.

At every stage of the creation of our appliances, everyone's job is to always achieve the highest possible quality standards. This has shaped our history and success that we always strive to build on. From design to material selection, from production to after sales service, our objective is to keep our appliances working perfectly. New products are tested to simulate 10 years of use - that's the equivalent to thousands of hours and we're so confident in the quality and reliability of Hotpoint appliances, we even offer replacement parts free for the first 10 years.

HOW TO GET THE BEST OUT OF YOUR APPLIANCE

At Hotpoint we design and manufacture our appliances to provide many trouble-free years of service to our customers, but there are also a few things you can do yourself to help ensure your appliance operates to its full potential. To find out visit www.hotpointservice.co.uk

LOCAL ENGINEERS NATIONWIDE

We are the largest white goods service team in the United Kingdom & Republic of Ireland, with over 1000 locally based Hotpoint engineers. These fully trained Hotpoint specialists will ensure you receive fast, reliable and local service.

APPOINTMENTS TO SUIT YOU

We do everything possible to fit in with your busy lifestyle, including flexibility of appointment times. Saturday appointments are also available in some areas. We will send you a text message with a 3 hour time slot on the evening before your appointment.

GUARANTEED PARTS FOR 10 YEARS ON LARGE APPLIANCES

Your Hotpoint appliance is covered for a full 12 months by our own parts and labour warranty. In addition, when you register your appliance we also provide free parts for the first 10 years when fitted by our highly qualified engineers. Please call 0800 597 8520 to register today. (For the Republic of Ireland please call 012 300 233).



GOOD HOUSEKEEPING

Good Housekeeping is the most trusted magazine brand in the world* and provides impartial views on a wide variety of products. It thoroughly checks and tests products it reviews, so you can be confident our products will meet your expectations. This endorsement unites Good Housekeeping's brand recognition and expertise with the opinions of influential consumers. Good Housekeeping readers rated a Hotpoint washing machine 9 out of 10 for reliability.



* Mintel 2012

PROFESSIONAL WORKMANSHIP - BY THE EXPERTS

Our engineers are professionally trained at the Hotpoint School of Excellence and receive continuous training to ensure they are up-to-date with the latest products. We only fit genuine Hotpoint replacement parts and guarantee our repair work for a full 12 months.

YOUR PEACE OF MIND WITH TOTAL PROTECTION

We offer fast, quality repairs and protection plan options for complete peace of mind. Hotpoint appliances come with a full 12 months manufacturer's guarantee. Extra peace of mind is also available with a Hotpoint care plan, which offers repair and protection for your home appliances.

SATISFACTION GUARANTEED

Within the first 28 days of ownership we have a dedicated team who provide fast track product advice and assistance to deal with your enquiries quickly and efficiently. In the unlikely event that a technical problem occurs that cannot be resolved in this period we will replace your appliance.

Specifications and technical information are subject to change at any time. While every effort has been made to ensure that the information contained in this brochure is correct at time of going to press, Hotpoint cannot be held responsible for any errors or omissions that may come to light after publication. Products offered for sale may differ from those described or illustrated herein and Hotpoint reserves the right to alter specifications without prior notice. Due to printing limitations the colour of appliances illustrated herein cannot be guaranteed accurate and should be used for guidance only. If particular features, colours or measurements are important to you please check with your Hotpoint dealer before purchasing.

Register my appliance
Hotpoint is proud to support the Register My Appliance initiative

WHY REGISTER YOUR APPLIANCE?

- ✓ Allows us to contact you in the event of an important product update
- ✓ Gives us full details of the products you own, should you need to contact us
- ✓ Whether old or new we would like to know which Hotpoint appliances you have

Hotpoint

Website

www.chambersofdinnington.co.uk

Call

01909 566533

Showroom

21-25 Barleycroft Lane
Dinnington S25 2LE

E-mail

info@chambersofdinnington.co.uk