



## BSC94 SLIDING DOOR SYSTEM

The BSC94 aluminium sliding door is a multi-configuration in-line system that allows you to specify and design the most suitable solution for your project. The system is available with fixed lights or sliding doors, as well as single, double and triple track options. Outstanding thermal performance and the highest quality fittings ensure reliable and comfortable operation.

### DESIGN FEATURES

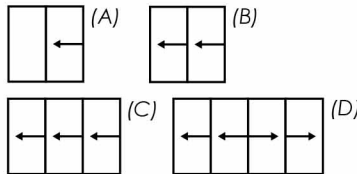
- Three chamber inline slide or lift and slide system
- Up to six sliding configurations
- Available in Single, Double and Triple track options
- Thermally enhanced extrusions incorporating glass fibre reinforced polyamide strips
- Robust and durable design allowing up to 200kg panel weight inline sliding and 400kg in a list and slide configuration
- Certified under Secured by Design scheme

### OPTIONS

- Accepts 20mm - 31mm Double Glazed Units
- Inline or Lift and Slide
- Single, Double or Triple Track options
- Available in single or dual colour option, polyester powder coating and anodised finishes
- Complete range of hardware and security features

### CONFIGURATIONS

- (A) One Panel Sliding
- (B) Two Panel Sliding
- (C) Three Panel Sliding
- (D) Four Panel Sliding
- Fixed lights
- Sliding door
- Single, double or triple track



## BSC94 SLIDING DOOR SYSTEM TECHNICAL SPECIFICATIONS

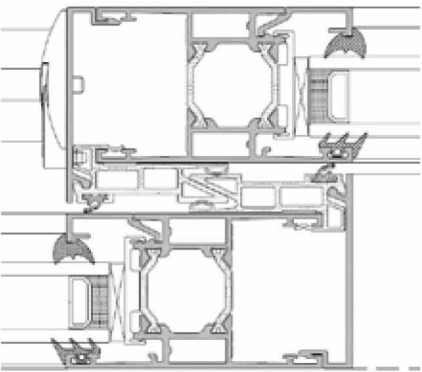
This flexible sliding door system offers specifiers a range of configurations and options to deliver the most suitable solution for your project. In-line and Lift and Slide options, multiple track configurations, an extensive range of hardware and a range

of door styles, colours and finishes provide the flexibility and performance that designers are looking for when specifying entrance solutions. Anodised finishes are also available with marine grade guarantees on request.

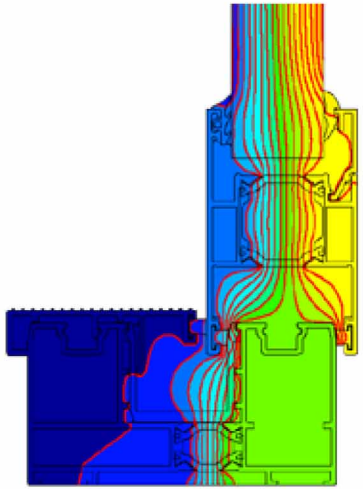
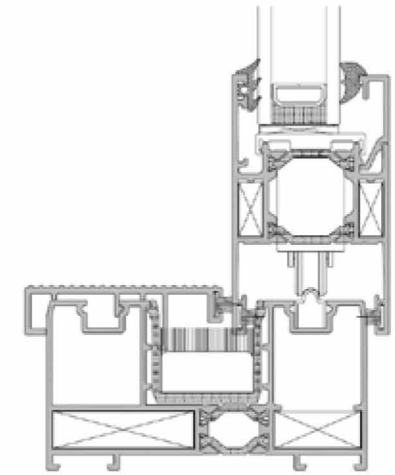
SPECIFICATIONS	INLINE SLIDING	LIFT AND SLIDE
<b>Performance &amp; Accreditation</b>		
U-Value (Double Glazing)*	1.7 W/m²K	1.8 W/m²K
U-Value (Triple Glazing)**	1.5 W/m²K	1.5 W/m²K
Green Guide Rating	C Rated	C Rated
Acoustic Performance (dB)	Rw (C;Ctr) 36 (-1;-3) dB	Rw (C;Ctr) 36 (-2;-6) dB
Air Tightness (Pa)	Class 4	Class 4
Water Tightness (Pa)	Class 7a	Class 7a
Wind Load (Pa)	C4	C4
Security	EN 1627	EN 1627
<b>Configurations</b>		
Opening	Sliding	Lift and Slide
1 Pane	•	•
2 Pane	•	•
3 Pane	•	•
4 Pane	•	•
<b>Size Limits</b>		
Max Vent Weight	200 Kg	400 Kg
<b>System Features</b>		
Frame Options	94mm	94mm
Dual Colour Option	•	•
Multi-Point Locking	•	•
Glazing Options	Internal	Internal
Glazing Thickness	20mm - 31mm	20mm - 31mm

## CAD CROSS SECTIONS AND THERMAL PROFILE

Interlock detail



Cill detail



\* U-Values based on CEN size door (2000mm x 2180mm) using 1.2 W/m²K double glazing with warm edge Swisspacer V bar. All weather test data taken from BS EN 6375-1 (Part of Pas 23) based upon highest performing door configuration. Sound insulation values are Rw reduction values and are based on tests using acoustic glazing.