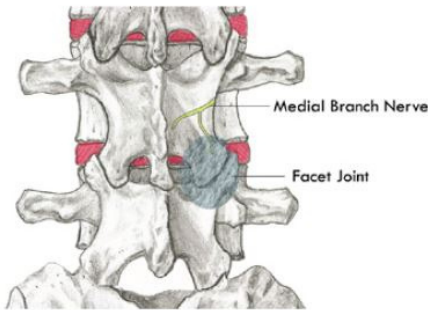


LUMBAR RADIOFREQUENCY ABLATION (RFA)

For Chronic Low Back Pain



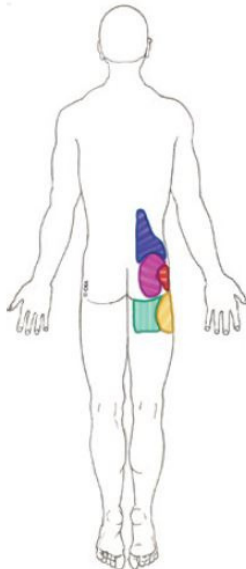
A lumbar radiofrequency ablation (RFA) is an outpatient procedure for treating low back, buttock, hip, and groin pain. It is also called lumbar facet thermal coagulation or rhizotomy. This information sheet will explain what it is. Your doctor can explain if it is for you.

What are lumbar facet joints?

Facet joints connect the vertebrae, the bones of the spine. They help guide your spine when you move. The low back area of the spine is called the lumbar region. It contains five vertebrae.

Facet joints are found on both sides of the spine. Each is about the size of a thumbnail. Lumbar facet joints are named for the vertebrae they connect and the side of the spine where they are found. The right L4-5 facet joint, for example, joins the 4th and 5th lumbar vertebrae on the right side.

Medial branch nerves are found near facet joints. They communicate pain from the facet joint. They tell the brain when facet joints have been injured.



Based on Patel S, Chaitin K, Shinkoff M, Chen K, Karaman H, Fitzgerald J. Distribution of referred pain from the lumbar zygapophysial joints and dorsal roots. The Clinical Journal of Pain. 1997; 13:303-307.

What is lumbar facet joint pain?

You may feel pain if a lumbar facet joint is injured. Sometimes it feels like muscle tension. Other times it can be severe pain.

The cartilage inside the joint may be injured. Other times only connecting ligaments surrounding the joint are injured.

Facet pain also depends on which joint is affected. Lumbar facet joint pain can occur in an area from your low back down to your buttocks, groin and hips. The diagram shows areas of pain usually associated with lumbar facet injuries.

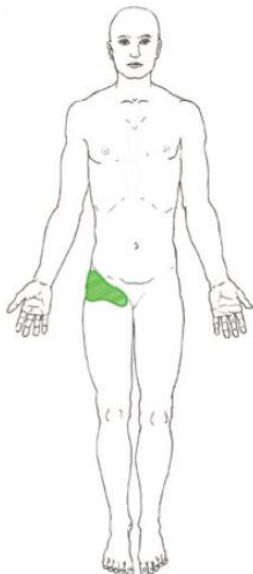
How do I know if I have lumbar facet pain?

If you have pain in one or more of these areas, and it has lasted longer than two months, you may have lumbar facet pain.

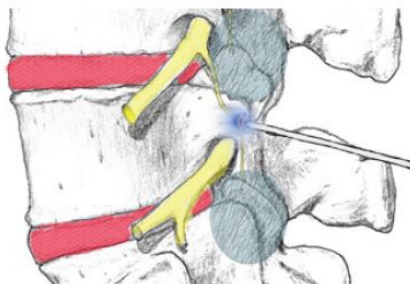
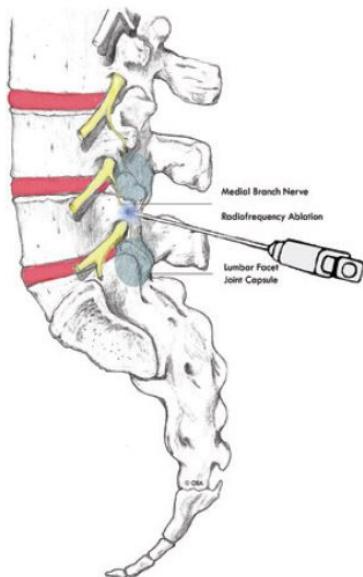
Common tests such as x-rays or MRIs may not always show if a facet joint is causing pain. The best way to diagnose facet pain is to block the pain signal in a medial branch nerve with a local anesthetic (numbing medicine).

What is a lumbar RFA?

RFA uses radiofrequency energy to disrupt nerve function. When this is done to a lumbar medial branch nerve, the nerve can no longer transmit pain from an injured facet joint.



For Chronic Low Back Pain



What happens during an RFA?

A local anesthetic will be used to numb your skin. The doctor will then insert a thin needle near the facet joint. Fluoroscopy, a type of x-ray, must be used to position the needle. The doctor will then check to make sure it is at the correct nerve by stimulating it. This may cause muscle twitching and provoke some of your pain.

Once the needle is properly placed, the nerve will be numbed. Radiofrequency energy will then be used to disrupt the medial branch nerve. This is often repeated at more than one level of the spine.

What happens after an RFA?

You will be monitored for up to 30 minutes after the RFA. When you are ready to leave, the staff will give you discharge instructions. You will also be given a pain diary. It is important to fill this out because it helps your doctor know how the RFA is working. Take it easy for the rest of the day.

You may feel sore for one to four days. It may be due to muscle and nerve irritation. Your back may feel numb, weak, or itchy for a couple weeks. Maximum pain relief normally comes in two to three weeks.

How long can I expect pain relief?

Nerves regenerate after an RFA, but how long this takes varies. Your pain may or may not return when the nerves regenerate. If it does, another RFA can be done.

This pamphlet is for general education only. Specific questions or concerns should always be directed to your doctor. Your doctor can explain possible risks or side effects.



Phone: 334-288-7808

Fax: 334-288-8089



ORTHOPEDIC
EDUCATION
ASSOCIATES

© 2005-2012 Orthopedic Education Associates. All rights reserved. 11-07
9501 N. Oak Trwy, Suite 201,
Kansas City, MO 64155
Sales via Modern PT 816-468-5278
sales@oeabrochures.com
www.oeabrochures.com