



LANDSCAPE SOLUTIONS

AUSTRALIA'S LEADING MASONRY MANUFACTURER

From the front driveway to the backyard entertaining area, Adbri has a paver for every application.

This selection guide contains information and inspiration to help you choose the best product for your paving project.

Paving is the foundation of an outdoor space and can be used to extend family living areas by creating new outdoor rooms, linking your home together with paths, reclaiming unused land with stepping stones and to build driveways that will leave a lasting first impression of your home.

Enhance your home with a paving solution from Adbri Masonry.



JASON HODGES *LANDSCAPING EXPERT*

Jason Hodges is Adbri's DIY landscaping expert! Jason has over 20 years experience as a landscaper and more recently, an international award winning landscape designer. Learn from Jason and look out for his hints and tips to help you get the most from your outdoor space.

A stylized, handwritten signature of Jason Hodges in black ink.

Jason Hodges | Landscaping Expert

ADD VALUE TO YOUR PLACE THIS WEEKEND

Add life to unused spaces

STEPSTONE PATH



Extend your living space
with a new outdoor room

PAVED COURTYARD

For the full range of my hints, tips and DIY videos scan the
QR code or visit us at adbrimasonry.com.au/diy



Euro[®] Stone

With a textured finish, Euro[®] Stone pavers are the traditional choice for creating your slice of paradise at home.

'I love the textured feel that this architecturally inspired paver adds to outdoor spaces.'

Jason Hodges | Landscaping Expert



RECOMMENDED FOR



Courtyards



Paths



Steps



Pool Surrounds*

**Please seek further technical advice for laying around pools.*

AVAILABLE SIZES



Euro® Stone
6.25 units per m²



Euro® Stone Sharknose
2.5 units per lineal metre



For more inspirational imagery
scan the QR code or visit
adbrimasonry.com.au



COLOUR OPTIONS

CYPRUS



RIVERINA



ZURICH




PRAGUE



Whilst these swatches provide a good indication of the products colour, you should always sight product samples before use. Due to natural variations in aggregates, colours may vary.

Euro® Classic

With a premium smooth surface, Euro® Classic pavers are an exceptional choice for feature patios and entertaining areas.



RECOMMENDED FOR



Courtyards



Paths




Steps




Pool Surrounds*

**Please seek further technical advice for laying around pools.*

AVAILABLE SIZES



Euro® Classic
6.25 units per m²



Euro® Classic Sharknose
2.5 units per lineal metre



Euro® Classic | Athens



For more inspirational imagery
scan the QR code or visit
adbrimasonry.com.au



COLOUR OPTIONS

Whilst these swatches provide a good indication of the products colour, you should always sight product samples before use. Due to natural variations in aggregates, colours may vary.

CYPRUS



ATHENS




ROME



LONDON



PRAGUE



Euro[®] Slate

Inspired by the timeless appeal of European slate, these pavers provide a touch of elegance to outdoor areas.



RECOMMENDED FOR



Courtyards



Paths




Steps




Pool Surrounds*

**Please seek further technical advice for laying around pools.*

AVAILABLE SIZES



Euro® Slate
6.25 units per m²



Euro® Slate Sharknose
2.5 units per lineal metre



Euro® Slate | Prague



For more inspirational imagery
scan the QR code or visit
adbrimasonry.com.au



COLOUR OPTIONS

Whilst these swatches provide a good indication of the products colour, you should always sight product samples before use. Due to natural variations in aggregates, colours may vary.

CYPRUS



ATHENS




ROME



LONDON



PRAGUE



Quadro™

Lightweight and affordable, this large format paver will brilliantly compliment any outdoor space.



**GREAT
FOR DIY**

RECOMMENDED FOR



Courtyards



Paths



Steps

AVAILABLE SIZES



Quadro™
6.25 units per m²



Stepstone
6.25 units per m²



For more inspirational imagery
scan the QR code or visit
adbrimasonry.com.au



COLOUR OPTIONS

OATMEAL




SUNSTONE



TERRACOTTA




CHARCOAL



Whilst these swatches provide a good indication of the products colour, you should always sight product samples before use. Due to natural variations in aggregates, colours may vary.

Stradapave®

From driveways to garden steps, with a bullnose option in the range, Stradapave® paving is the practical choice for your next home project.



RECOMMENDED FOR



Courtyards



Paths



Steps



Driveway
Safe*

* Stradapave® 50mm only.

AVAILABLE SIZES



Stradapave® 40
11.1 units per m²



Stradapave® 50
11.1 units per m²



Stradapave Bullnose
3.3 per lineal metre



Stradapave® | Sunstone



For more inspirational imagery
scan the QR code or visit
adbrimasonry.com.au



COLOUR OPTIONS

Whilst these swatches provide a good indication of the products colour, you should always sight product samples before use. Due to natural variations in aggregates, colours may vary.

OATMEAL



SALMON



SUNSTONE



TERRACOTTA



CHARCOAL



Havenslab®

Witness the large rectangular profile of Havenslab® pavers add a sense of grandeur to your space.



RECOMMENDED FOR



Courtyards



Paths

AVAILABLE SIZES



Havenslab®
12.5 units per m²



Havenslab®
12.5 units per m²



Havenslab® | Charcoal



For more inspirational imagery
scan the QR code or visit
adbrimasonry.com.au



COLOUR OPTIONS

Whilst these swatches provide a good indication of the products colour, you should always sight product samples before use. Due to natural variations in aggregates, colours may vary.

OATMEAL



SUNSTONE



BISCUIT BLEND



SUNSET GLOW



TERRACOTTA



PORT BLEND



CHARCOAL



Havenpave®



RECOMMENDED FOR



Courtyards



Paths



Driveway
Safe*

*When laid onto a suitable concrete base (Havenpave® 50mm only).

AVAILABLE SIZES



Havenpave®
25 units per m²



Havenpave®
25 units per m²



For more inspirational imagery
scan the QR code or visit
adbrimasonry.com.au



COLOUR OPTIONS

Whilst these swatches provide a good indication of the products colour, you should always sight product samples before use. Due to natural variations in aggregates, colours may vary.

OATMEAL



SUNSTONE



BISCUIT BLEND



SUNSET GLOW



TERRACOTTA



PORT BLEND



CHARCOAL



Havenbrick®



Havenbrick® | Charcoal & Oatmeal

RECOMMENDED FOR



Courtyards



Paths



Driveway
Safe*

**When laid onto a suitable concrete base (Havenbrick® 50mm only).*

AVAILABLE SIZES



Havenbrick® 40
50 units per m²



Havenbrick® 50
50 units per m²



For more inspirational imagery
scan the QR code or visit
adbrimasonry.com.au



COLOUR OPTIONS

Whilst these swatches provide a good indication of the products colour, you should always sight product samples before use. Due to natural variations in aggregates, colours may vary.

OATMEAL



SUNSTONE



BISCUIT BLEND



SUNSET GLOW



TERRACOTTA



PORT BLEND



CHARCOAL



Flagpave®



Flagpave® | Port Blend

RECOMMENDED FOR



Courtyards



Paths



Driveway
Safe*

*When laid onto a suitable concrete base (Havenpave® 50mm only).

AVAILABLE SIZES



Flagpave® 40
16 units per m²



Flagpave® 50
16 units per m²



For more inspirational imagery
scan the QR code or visit
adbrimasonry.com.au



COLOUR OPTIONS

Whilst these swatches provide a good indication of the products colour, you should always sight product samples before use. Due to natural variations in aggregates, colours may vary.

OATMEAL



SUNSTONE



BISCUIT BLEND



SUNSET GLOW



TERRACOTTA



PORT BLEND



CHARCOAL



Budgetpave®



Budgetpave® Biscuit Blend

RECOMMENDED FOR



Courtyards



Paths

AVAILABLE SIZES



Budgetpave®
27.5 units per m²



For more inspirational imagery
scan the QR code or visit
adbrimasonry.com.au



COLOUR OPTIONS

Whilst these swatches provide a good indication of the products colour, you should always sight product samples before use. Due to natural variations in aggregates, colours may vary.

OATMEAL



SUNSTONE



BISCUIT BLEND



SUNSET GLOW




TERRACOTTA



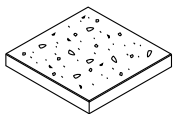
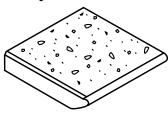
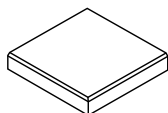
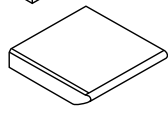
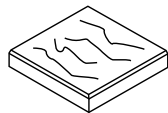
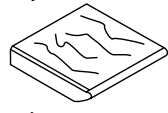
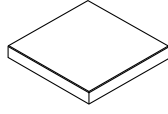
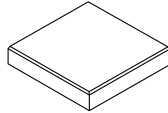
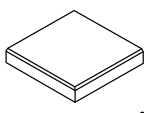
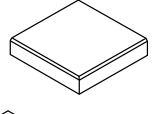
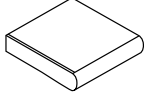
PORT BLEND



CHARCOAL



PAVER RANGE

Products	Type	Size (mm) w x d x h	No. per m ²	No. per tonne	No. per pallet	Colours
          	Euro® Stone	400 x 400 x 40	6.25	73	108	Cyprus Prague Riverina Zurich
	Euro® Stone Sharknose	400 x 400 x 40	2.5L/m	73	108	
	Euro® Classic	400 x 400 x 40	6.25	73	108	Athens Cyprus London Prague Rome
	Euro® Classic Sharknose	400 x 400 x 40	2.5L/m	73	108	
	Euro® Slate	400 x 400 x 40	6.25	73	108	Athens Cyprus London Prague Rome
	Euro® Slate Sharknose	400 x 400 x 40	2.5L/m	73	108	
	Quadro™ 40 Smooth	400 x 400 x 40	6.25	75	117	Charcoal Oatmeal Sunstone Terracotta
	Stepstone Smooth	400 x 400 x 50	6.25	54	99	
	Stradapave® 40	300 x 300 x 40	11.1	130	216	Charcoal Oatmeal Salmon Sunstone Terracotta
	Stradapave® 50	300 x 300 x 50	11.1	104	192	
	Stradapave Bullnose	300 x 300 x 50	3.3 L/m	115	192	

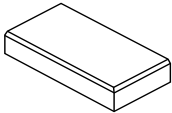
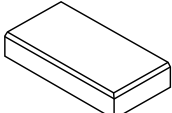
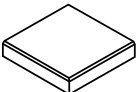
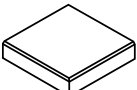

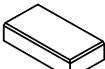
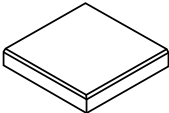
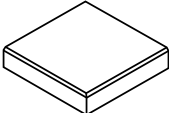
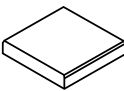
PAVER CARE

PAVING ADVICE

For in depth paving advice, tips and hints please visit our DIY centre at adbrimasonry.com.au/diy or download the CMAA Paving Maintenance Guide from cmaa.com.au.

SEALING

If the pavers are to be used around a swimming pool, or exposed to salt water then Adbri Masonry strongly recommend sealing your paving. We recommend you do this for aesthetic and maintenance purposes, not for structural reasons.

Products	Type	Size (mm) w x d x h	No. per m ²	No. per tonne	No. per pallet	Colours
	Havenslab® 40	400 x 200 x 40	12.5	142	216	Biscuit Blend Charcoal Oatmeal Port Blend Sunset Glow Sunstone Terracotta
	Havenslab® 50	400 x 200 x 50	12.5	118	216	
	Havenpave® 40	200 x 200 x 40	25	296	540	Biscuit Blend Charcoal Oatmeal Port Blend Sunset Glow Sunstone Terracotta
	Havenpave® 50	200 x 200 x 50	25	237	360	
	Havenbrick® 40	200 x 100 x 40	50	589	900	Biscuit Blend Charcoal Oatmeal Port Blend Sunset Glow Sunstone Terracotta
	Havenbrick® 50	200 x 100 x 50	50	474	600	
	Flagpave 40	250 x 250 x 40	16	185	288	Biscuit Blend Charcoal Oatmeal Port Blend Sunset Glow Sunstone Terracotta
	Flagpave 50	250 x 250 x 50	16	149	192	
	Budgetpave®	190 x 190 x 30	27.5	424	720	Biscuit Blend Charcoal Oatmeal Port Blend Sunset Glow Sunstone Terracotta

MAINTENANCE

Pavers will require some ongoing maintenance to keep in a pristine condition. Dirt, dust and leaves should regularly be removed whilst any weed growth should be sprayed and controlled.

CLEANING

All pavers will require cleaning from time to time. Oil, rust, efflorescence and other stains can detract from the appearance of the paver. Proprietary cleaning products for concrete pavers (and retaining walls) are readily available.

DIY with Adbri

1 CHOOSE PRODUCT



Select a paver by browsing through this catalogue or scanning the QR code and searching online at adbrimasonry.com.au

2 CALCULATE QUANTITY



Calculate the amount of pavers you require with our easy online calculator. Visit adbrimasonry.com.au or scan the QR code above.



Order 5% more for every paving project to account for cuts/breakages.



4 Simple Steps ...

3 SELECT LAYING PATTERN


SQUARE PAVERS



Stackbond




Stretcherbond



45° Stackbond




45° Stackbond
with header course




Step Stones


RECTANGULAR PAVERS




Stretcherbond



Basketweave



Herringbone



45° Stretcher
with header course



45° Herringbone
with header course

4 LAY YOUR PAVERS



STEP BY STEP VIDEO GUIDES

For a complete step by step set of laying instructions including pdf download and DIY videos visit our website at adbrimasonry.com.au/diy



For DIY videos, hint and tips as well as more inspirational galleries visit adbrimasonry.com.au.

Let's do a project today!

DIY
WITH ADBRI








RETAINING WALLS

Versawall®

The Versawall® system is a unique interlocking vertical product perfect for reclaiming sloping land and constructing raised garden beds.





RECOMMENDED FOR



Garden Steps



Landscaped Wall



Engineered Wall



Vertical Walls

AVAILABLE SIZES



Versawall® Standard Unit
12.5 units per m²



Versawall® Corner Unit
Available in left and righthand units



Universal Capping Unit
3.3 units per l/m

*Maximum non reinforced height 800mm+Cap (4 courses)
or up to 1400mm with no fines concrete*



For more inspirational imagery
scan the QR code or visit
adbrimasonry.com.au



COLOUR OPTIONS

Whilst these swatches provide a good indication of the products colour, you should always sight product samples before use.

BONDI BLEND



OATMEAL




SUNSTONE



PORT BLEND



CHARCOAL



Allan Block™ Junior



AB Junior | Oatmeal

RECOMMENDED FOR



Curved walls



Garden Edge



Landscaped Wall



Setback Walls

AVAILABLE SIZES



AB Junior
23 units per m²



AB Cornerstone Junior



AB Cap Short
4.6 units per l/m

Maximum non reinforced height 800mm + cap (4 courses)



For more inspirational imagery
scan the QR code or visit
adbrimasonry.com.au



COLOUR OPTIONS

Whilst these swatches provide a good indication of the products colour, you should always sight product samples before use.

BONDI BLEND



OATMEAL



SUNSTONE



BISCUIT BLEND



CHARCOAL



RECOMMENDED FOR



Curved walls



Garden Edge



Landscaped Wall



Engineered Wall



Setback Walls

**For engineered walls please refer to the Segmental Retaining Wall System, technical specifications brochure*

AVAILABLE SIZES



AB Aussie
11.5 units per m²



AB Cornerstone Aussie



AB Cap Short
4.6 units per l/m



Universal Bullnose

Maximum non reinforced height 800mm + cap (4 courses)



For more inspirational imagery
scan the QR code or visit
adbrimasonry.com.au



Allan Block™



AB Classic | Oatmeal

COLOUR OPTIONS

Whilst these swatches provide a good indication of the products colour, you should always sight product samples before use.

BONDI BLEND



OATMEAL




SUNSTONE



BISCUIT BLEND




CHARCOAL



Wallstone® Grande

With four bevelled edges, Wallstone® Grande walls have a classic feel, making them the ideal solution for crafting traditional garden retaining walls.



RECOMMENDED FOR



Curved walls



Garden Edge



Landscaped Wall



Vertical Walls



Wallstone Grande® | Bondi Blend

AVAILABLE SIZES



Wallstone® Grande Standard Unit
22.2 units per m²



Righthand/Lefthand Corner



Wallstone® Grande Split Capping
3.3 units per l/m

Maximum non reinforced height 600mm + cap (4 courses)



For more inspirational imagery
scan the QR code or visit
adbrimasonry.com.au



COLOUR OPTIONS

Whilst these swatches provide a good indication of the products colour, you should always sight product samples before use.

BONDI BLEND



OATMEAL




SUNSTONE



BISCUIT BLEND



CHARCOAL



Wallstone®



Wallstone® | Oatmeal

RECOMMENDED FOR



Curved walls



Garden Edge



Landscaped Wall



Engineered Wall*



Vertical Walls



Setback Walls

*For engineered walls please refer to the Segmental Retaining Wall System, technical specifications brochure

AVAILABLE SIZES



Standard Hollow Stacking Unit
33 units per m²



Cornerstone



Wallstone® Split Capping
3.3 units per l/m

*Vertical - Maximum non reinforced height 600mm + cap (4 courses)
Setback - Maximum non reinforced height 750mm + cap (5 courses)*



For more inspirational imagery
scan the QR code or visit
adbrimasonry.com.au



COLOUR OPTIONS

Whilst these swatches provide a good indication of the products colour, you should always sight product samples before use.

BONDI BLEND



OATMEAL




SUNSTONE



BISCUIT BLEND



CHARCOAL



Miniwall®



Miniwall® | Oatmeal

RECOMMENDED FOR



Curved Walls



Garden Edge



Landscaped Wall



Vertical Walls

AVAILABLE SIZES



Miniwall®

Sold Wall 50 units per m²

Semi Sold Wall 44 units per m²



Minicap™

Sold Wall 50 units per m²

Semi Sold Wall 44 units per m²

Maximum non reinforced height 500mm + cap (4 courses)



For more inspirational imagery
scan the QR code or visit
adbrimasonry.com.au



COLOUR OPTIONS

Whilst these swatches provide a good indication of the products colour, you should always sight product samples before use.

BONDI BLEND



OATMEAL




SUNSTONE



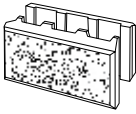

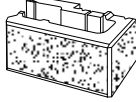
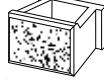

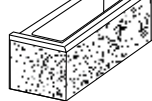
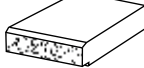
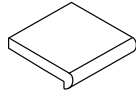
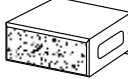
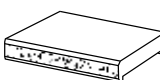
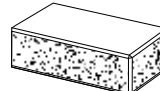
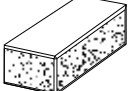
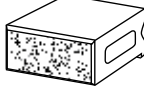

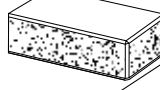
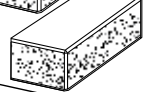

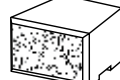
PORT BLEND



CHARCOAL



RETAINING WALL RANGE

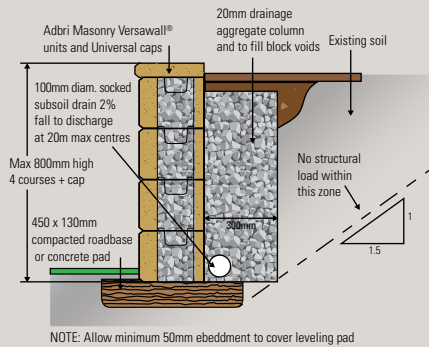
Products	Type	Size (mm) w x d x h	No. per m ²	No. per tonne	No. per pallet	Colours
	Versawall® Standard Unit	400 x 215 x 200mm	12.5	62.5	60	Bondi Blend Charcoal Oatmeal Port Blend Sunstone
	Wallstone® Split Capping**	300 x 250 x 60	3.3 L/m	106	144	
	Versawall® Corner Unit	390 x 215 x 200mm	-	62.5	60 30L, 30R	
	Allan Block® Junior	216 x 240 x 200	23	68	80	Biscuit Blend Bondi Blend Charcoal Oatmeal Sunstone
	Allan Block® Aussie	435 x 240 x 200	11.5	34	40	
	Allan Block® Cornerstone	400 x 196 x 200	-	45	50, 25 Left, 25 Right	
	Allan Block® Cap Short	216 x 245 x 80	4.6 L/m	108	180	
	Universal Bullnose	300 x 300 x 50	3.33L/m	115	192	
	Wallstone® Grande Standard Stacking Unit	300 x 220 x 150	22	69	90	Biscuit Blend Bondi Blend Charcoal Oatmeal Sunstone
	Wallstone® Split Capping*	300 x 240 x 60	3.3 L/m	106	144	
	Wallstone® Cornerstone (90° External RH Corner)	300 x 220 x 150	-	49	84 (42 L, 42 R)	
	Wallstone® Cornerstone (90° External LH Corner)	300 x 220 x 150	-	49		
	Wallstone® Hollow Standard Stacking Unit	200 x 220 x 150	33	103	120	Biscuit Blend Bondi Blend Charcoal Oatmeal Sunstone
	Wallstone® Split Capping*	300 x 240 x 60	3.3 L/m	106	144	
	Wallstone® Cornerstone (90° External RH Corner)	300 x 220 x 150	-	49	84 (42 L, 42 R)	
	Wallstone® Cornerstone (90° External LH Corner)	300 x 220 x 150	-	49		
	Miniwall® Unit	H - 125 D - 182 FW - 182 BW - 132	Solid Wall 50 Semi Solid Wall 44	136	180	Bondi Blend Charcoal Oatmeal Port Blend Sunstone
	Minicap™	H - 125 D - 182 FW - 182 BW - 132	Solid Wall 50 Semi Solid Wall 44	137	180	

For maximum non reinforced wall heights please refer to cross sections on page 35

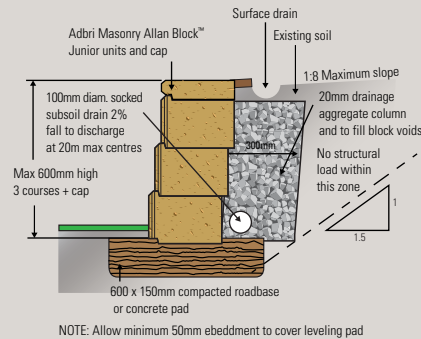
*Rear lip must be removed before installing the Wallstone® Split Capping

TYPICAL CROSS SECTIONS

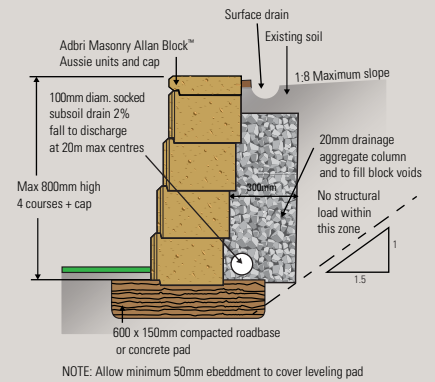
VERSAWALL® CROSS SECTION



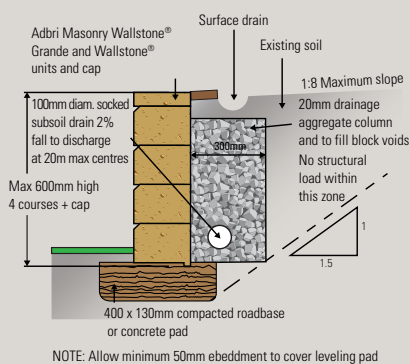
ALLAN BLOCK® JUNIOR SETBACK CROSS SECTION



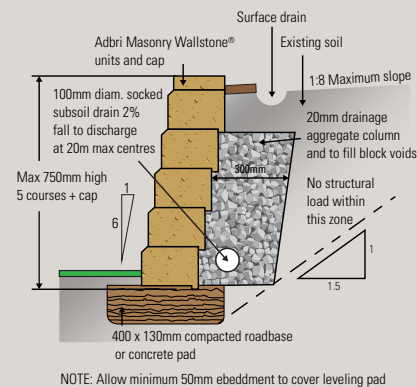
ALLAN BLOCK® AUSSIE SETBACK CROSS SECTION



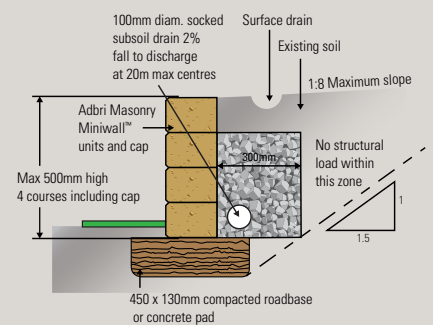
WALLSTONE® AND WALLSTONE® GRANDE VERTICAL CROSS SECTION



WALLSTONE® SETBACK CROSS SECTION



MINIWall® CROSS SECTION



NOTES

- All cross sectional diagrams are not to scale
- All retaining walls are designed to CMAA document .MA53 (Segmental Concrete Gravity Retaining Walls Design and Construction Guide).
- All retaining walls shall comply with AS 4678 Structure Classification A.
- These diagrams are only applicable to retaining walls that incorporate an impermeable surface membrane and drainage system such that there can be no ingress of any water into the soil behind the retaining wall.
- These diagrams are applicable to cuts in insitu soils. The diagrams are not applicable to cohesive fill.
- All retaining walls are designed for an imposed surcharge load of 2.5 kPa. If imposed loads greater than 2.5 kPa are expected, these designs will not be appropriate.
- Levelling pad: a levelling pad may consist of compacted material (5% cement stabilised crushed rock) for wall heights up to 800mm. Walls over 800mm high must use 20MPa concrete for the leveling pad.
- This design information is a guide only. For walls exceeding the nominated heights as above, please refer to the Retaining Wall Systems Technical Brochure. Walls exceeding maximum heights shown will need to be designed and certified by a qualified engineer. Please consult your local council to confirm if you require council approval for your proposed retaining wall.

DIY with Adbri

1

CHOOSE PRODUCT



Select a retaining wall product by browsing through this catalogue or scanning the QR code and searching online at adbrimasonry.com.au.

2

CALCULATE QUANTITY



Calculate the amount of retaining wall blocks you require with our easy online calculator. Visit adbrimasonry.com.au or scan the QR code above.




Order 5% more for every retaining wall project to account for cuts.



3 Simple Steps ...

3 BUILD YOUR WALL



STEP BY STEP GUIDES

For a complete step by step set of laying instructions including pdf download visit the brochure download section of our website at adbrimasonry.com.au/homeowners/brochure-download



DIY VIDEOS

Alternatively learn from the expert Jason Hodges using our project specific DIY videos on our website at adbrimasonry.com.au/jason-hodges-diy-videos



For DIY videos, hint and tips as well as more inspirational galleries visit adbrimasonry.com.au.
Let's do a project today!







Other Adbri Masonry Home Solutions



Eldorado Stone® Brochure



Versawall™ Flyer



Euro® Stone Brochure

Pick up your copy in store or download from adbrimasonry.com.au/brochures

Contact Us



adbrimasonry.com.au



1300 365 565



enquiries@adbri.com.au

We will not accept any returns or claims more than 7 days after delivery or after products have been installed. We will not accept returns unless transport arrangements have been agreed and the products are in 'as received' condition and accessible for collection. We will only accept returns as follows:

- Paving and Retaining Walls - returns accepted only in full pallets stacked in original configuration.
- No returns accepted for any made to order product.

Free pallet collection service freecall 1800 674 961 or drop pallets back to place of purchase or lodge your pallet pick up online at adbrimasonry.com.au

Pallets remain Adbri Masonry property. Please telephone us for collection of pallets and keep pallets empty and stacked in a safe and accessible area for collection.

Let's do a project today!



For the full range of my hints, tips and DIY videos visit us at adbrimasonry.com.au/diy

Paving Landscape Solutions

SA - August 2013

ABMXXXX

Adbri Masonry Pty Ltd

ABN: 31 009 687 521

adbrimasonry.com.au

Budgetpave®, Euro®, Havenbrick®, Havenpave®, Havenslab®, Quadro™, Stradapave® and the Adbri Masonry logo are trade marks of Adbri Masonry Pty Ltd.

adbriMASONRY
inspired living