

DIVAGNO INTERVENTIONAL CARDIOLOGY

216 Route 17 North Suite 201

Rochelle Park, NJ 07662

T: (201)845-3535 F: (201)845-4040

Leonardo J. DiVagno, M.D. Omar S. Hasan, M.D., FACC Jaehoon Chung, M.D., FAC

Dear Patient,

Below are the details of your Telemedicine visit and link to the Zoom meeting. Please follow all instructions below for a smother experience.

Telemedicine visit:

Date: _____

Appointment Start and End Time: _____

Provider: _____

Zoom Meeting Link:

- Dr. Jaehoon Chung: <http://zoom.us/4765618026>
- Dr. Leonardo DiVagno: <http://zoom.us/4673109333>
- Dr. Omar Hasan: <http://zoom.us/9226067117>

1. Please join 5-10 minutes prior to the scheduled time.
2. You will be placed in the waiting room until the provider admits you into the Telemedicine Video visit.
3. In advance of your appointment, please TEST your zoom meeting for audio and video confirmation:
<http://zoom.us/test>
 - a. From a computer web-browser – you may be prompted to download the zoon plugin – please see a quick video on what this looks like:
 - i. https://www.youtube.com/watch?time_continue=53&v=vFhAEoCF7jg&feature=emb_logo
 - b. From a mobile device – you will be prompted to download the app; once downloaded follow the instructions attached to this email.

PLEASE DO NOT RESPOND TO THIS EMAIL.

Please call the office if you have difficulty testing your zoom meeting or joining at your scheduled time.

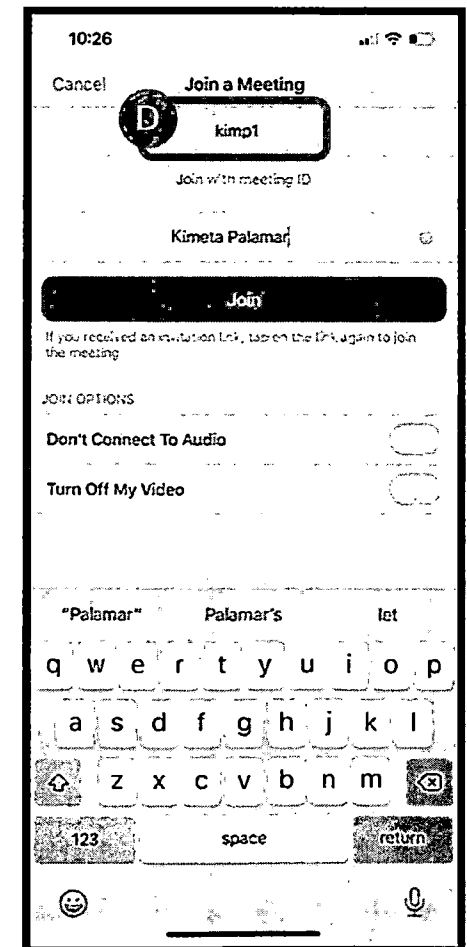
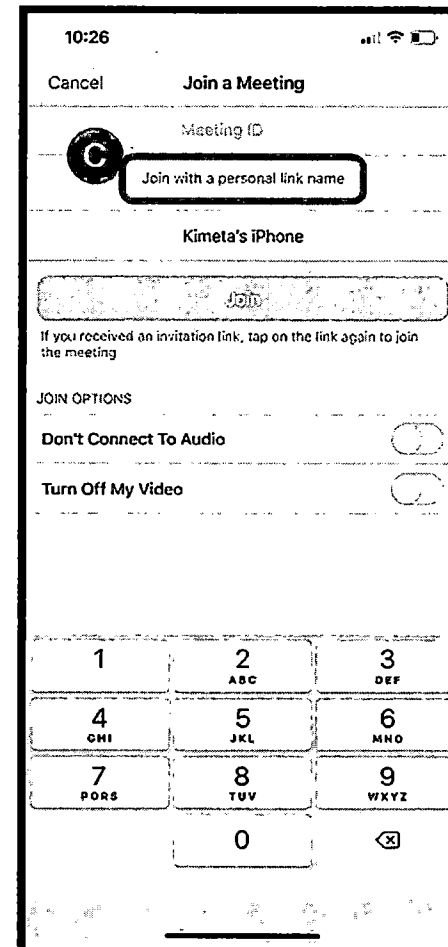
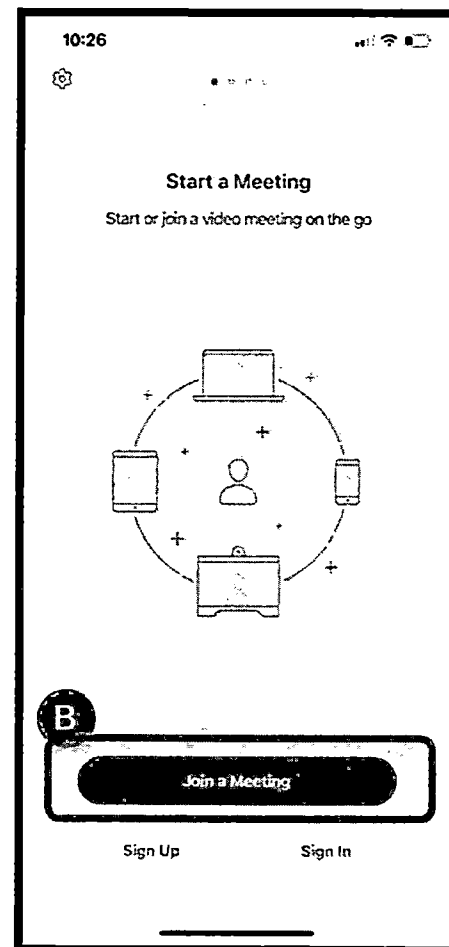

Stay safe and stay home.

Patient Name: _____ DOB: _____

Email: _____

Patient Mobile Sample

1. Via email, you will receive a message indicating the date and time of your Telemedicine visit
2. Please follow the testing process described in the email prior to your visit
3. If using a mobile device, below is an example of the process to get setup with an iPhone
 - A. Download from AppStore
 - B. You can "Join a Meeting" (It is not required, but you can also sign up/sign in)
 - C. Click "Join with a personal link name"
 - D. Type in the link name provided in the email you received with Telemedicine visit details



Patient Mobile Sample

- E. Click "OK" to Allow Zoom to Access the Camera
- F. Click "Join with Video"
- G. Select Call using Internet Audio for best experience
- H. If you see this message, please hang tight as provider will admit you to the Telemedicine visit when ready to start

