


















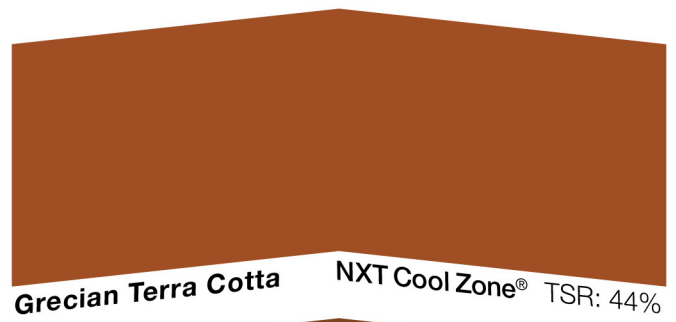








Nutech Paint Roof Tile Concrete Surface Solutions





Nutech Paint Roof Tile Concrete Surface Solutions



Colours also available include:



White,



Silver,



Safety Yellow,











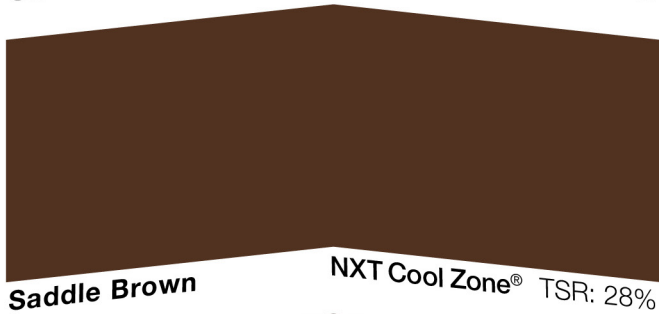



Signal Red,



Black



Nutech Paint Roof Tile Concrete Surface Solutions



Disclaimer: Colours shown are as close as possible to actual Nutech Paint colours within the limitations of print processes. Please confirm your colour choice with sample pots should colour precision be required. Colour matching service is available.

CONCRETE SEALER


Colour Tint Range



CREAM




SANDY BEIGE



MERINO



LATTE



DESERT SAND




SANDSTONE




LITE MOCHA



CHESTNUT




COFFEE



LIGHT TERRACOTTA



DARK TERRACOTTA



OUTBACK RED



BRICK RED




BURGUNDY



CHOCOLATE




BRAZIL NUT



BLUEGUM




FRENCH GREY



SILVER SANDS



PEARL LUSTRE




SLATE GREY




BLUESTONE



GUNMETAL



CHARCOAL



GRANITE



DARK CHARCOAL



JET BLACK

Colours shown in this brochure are intended as a guide only and are based on Avista 1L Colour Tint being mixed into Avista 19L Tintable base. Variations in colour may occur depending on the job conditions, surface texture and finishing practices employed by your concrete contractor.

