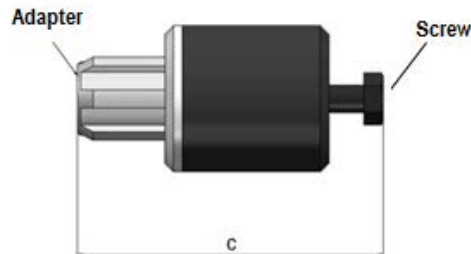
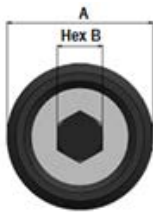




Joint Simulators



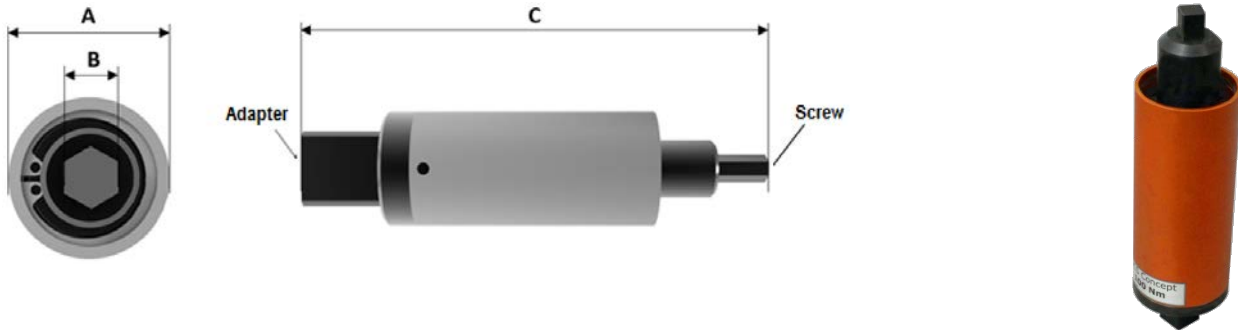
WITH SPECIAL ADAPTER (for SMCI and test benches with SMCI cells)							
Code	Torque Range (N·m)	Screw	A mm	B mm	C* mm	Drive**	For SMCI 
197 19 1100	5 – 30	M8	41.8	13	87.5	SA21	10 – 75 N·m
197 19 1200	20 – 50	M10	41.8	17	89	SA21	
197 19 1300	40 – 80	M12	47.8	19	98	SA21	
197 19 2100	5 – 30	M8	41.8	13	88	SA24	100 – 250 N·m
197 19 2200	20 – 50	M10	47.8	17	92	SA24	
197 19 2300	40 – 80	M12	47.8	19	98	SA24	
197 19 2400	60 – 160	M14	47.8	21	99	SA24	
197 19 2500	150 – 250	M16	59.8	24	132.5	SA24	
197 19 3300	40 – 80	M12	47.8	19	95.5	SA36	300 - 500 N·m
197 19 3400	60 – 160	M14	59.8	21	114	SA36	
197 19 3500	150 – 250	M16	59.8	24	127.5	SA36	
197 19 3600	200 – 400	M20	59.8	30	127.5	SA36	
197 19 3700	300 – 600	M24	80	36	159	SA36	
197 19 4500	150-250	M16	59.8	24	127.5	SA46	800 - 1000 N·m
197 19 4600	200-400	M20	80	30	160	SA46	
197 19 4700	300 – 600	M24	80	36	175	SA46	
197 19 4800	500 – 1000	M30	80	46	195.7	SA46	

* maximum length

** SA = Special adapter



SCS CONCEPT GROUP



WITH SQUARE ADAPTER (for SMC and test benches with SMC cells)					
Code	Torque Capacity N·m	Square Adapter	A mm	B	C* mm
197 12 0001	1	1/4"	25	1/4" HEX	65
197 12 0002	2	1/4"	25	1/4" HEX	65
197 12 0010	10	3/4"	30	1/4" HEX	120
197 12 0050	50	3/4"	38	3/8" SQUARE	154
197 12 0100	100	3/4"	38	3/8" SQUARE	154
197 12 0250	250	3/4"	60	3/8" SQUARE	221
197 12 0500	500	3/4"	75	3/8" SQUARE	248

* maximum length



Contacto tel. 00 351 93 737 81 80
 geral@dimarx.pt - www.dimarx.pt