



207-797-0366

1-800-479-0366

Fax: 207-797-3751

info@christmanpool.com

336 WARREN AVE. PORTLAND ME 04103

## **Renovation/Repair Catalog:**

Christman Pool Service offers a variety of masonry services ranging from full renovation to small tile repairs. We repair Shotcrete pools, plaster, coping, tile and any other structural issues that you may come across in and around your swimming pool. If you have swimming pool repair related questions please call, as we are not only happy to provide you with an estimate, but also our professional and honest opinion.

Please keep in mind, the masonry schedule fills quickly and crews hit the ground running as soon as weather permits. All work is scheduled on a first come first serve basis, so if you know that you will need work done, please call so we can get you on the schedule.

## **Services Available**

- **TILE:  
INSTALL/REPAIR**
- **PLASTER**
- **DIAMONDBRITE**
- **WET EDGE**
- **COPING REPAIR**
- **STAMPED EDGE**
- **POWER WASH**
- **WATER BLAST**



**POOL RE-PLASTER - BOOTHBAY HARBOR**

**We're Online!**  
**[www.Christmanpool.com](http://www.Christmanpool.com)**

**"Like" us on Facebook for  
helpful pool-care tips,  
equipment updates, jobsite  
photos and more.**



## **Tile Options:**

**REPAIR:** Repairs to your existing 6-inch tile line is priced by the foot, with the first foot of tile priced higher to account for clean-up and water level preparation. We will provide you with an estimate, although the actual price is subject to change after the tile has been stripped and measured for the exact amount to be repaired. Typically repaired within a day.

**RETILE:** We also offer the option of removing all old tile, prepping and applying a new 6-inch tile line to your swimming pool. There is a choice of stock tile and colors available. Depending on the condition of the pool beam and proximity to our shop, an average 20x40 pool will take approximately **4-5 days**.

**Examples of stock tiles are as shown below. Specialty tile selections will be installed at extra cost. This includes size and shape variances, special order and color selection.**



## **Coping Options**

**Poured Perimeter/coping:** We offer the option to remove old coping stone and pour a new cantilever concrete belt. You have the choice of a Reno-Form or 3.5" cantilever form. The price includes a new deck-o-seal joint where necessary. **Deck-O-Seal** is placed in-between the coping and existing deck. It creates a water tight seal to help prevent structural issues due to movement and water penetration. The stock colors available are white, gray and tan. Other color variations are subject to a price increase. This process can take **3-4 days**.

Repairs are priced per coping stone replacement or repair. Stones are removed and then reset. Old stones are reused if they are no longer in production, and any new stones that may be necessary are priced in addition to the cost of the reset. The first stone is priced higher to allow for water preparation and clean-up of pool.



**POURED PERIMETER/RETILE— AUBURN**



# Plaster & Aggregate Interior Finishes:


If needed, we can apply a new Marcite finish to your pool surface. It has a permanent color and will add a smooth non-slip finish to your pool. There is a large variety of colors and finishes to choose from, (Marcite, Diamond Brite, River Rock, Wet Edge,) so make sure to ask about options. Prices will vary depending on finish and color.

The customer is responsible for the cost of filling of the pool with water, balancing, and brushing the pool after the refurbish is complete. Filling of the pool must start immediately upon completion of Marcite application and continue steadily to prevent a “bathtub” ring around pool perimeter. It is recommended that the swimming pool is full within **36 hours** after Marcite application. The entire process (prepping of pool to swimmable) will take **3 weeks**.

**Note:** During preparation of the swimming pool for new plaster we may uncover structure, tile and coping damage. This will be discussed with customer prior to repair and will be billed on a time and materials basis.

(Below is an example of a start to finish, from original pool to finished Tile/Wet Edge product)


## Marcite Plaster




## Wet Edge



## Diamond Brite



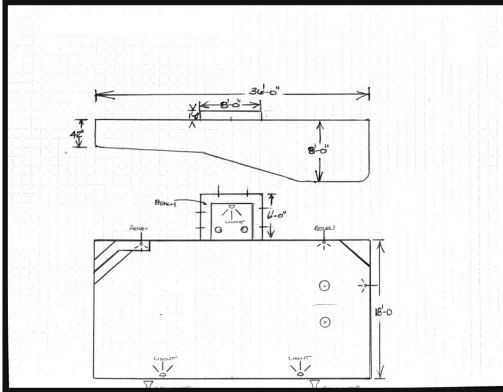
## River Rock





## Design/Construction:

Below is an example of a project located on the Cumberland Foreside done in the summer of 2015. We were responsible for the pool design and tile work, plumbing and system installation, the rest was sub contracted. The builder, Aquatic Development, Inc. The plaster is a Wet Edge Finish (Northshore Tahoe.) The coping and stonework was done by, Coastal Landscape.





## Renovation Projects:

- **Tile Only:** We begin by draining the pool fully, during this process we can begin to strip off old tile. Once the old tile is removed we are able to begin grinding off the old tile bed. After which we are able to take care of any issues ( cracks, weak or damaged areas etc.) once if or any damaged areas a repaired we are able to tile and grout your new tile line.  
The entire process draining, prep, tile, re-fill will take **1 week.**
- **Plaster Only:** Below the tile line we chisel off the old finish down to the shotcrete shell about 6" wide. The same is done around each return line, floor cleaning system (if present), main drain lines and light fixtures. This allows the new finish to fade in smoothly without leaving any humps. We then spray the pool shell with a product called Scratch-Kote, which provides a chemical and mechanical bond for the new plaster. After the Scratch-Kote has dried the new plaster finish can be applied.
- Refill needs to happen immediately (**continuous within 36 hours**) unless otherwise noted. The cure process is **7-10 days.** During which we will take care of water chemistry and balancing for the first **2 weeks.**  
The entire process draining, prep, application of new finish, re-fill/cure, starting to heat and balancing will take **21 days.**
- **Tile and Plaster:** If your pool requires combining the two it will not add major time to the final outcome. You are still looking at **3 week** process.

It is impossible to determine what repairs or prep work (if any at all,) will have to be done, until after the pool is emptied and inspected. We will bill any necessary masonry repairs, sanding, scraping and priming on a time & materials basis. We will review with you prior to repairs so that you can authorize any additional repairs. Rate is \$140.00/hour 2 men.





## **Pressure Wash/Acid Wash:**

Another option, rather than a complete refurbishment, is to power-wash the pool followed with an acid bath. This treatment can bring back the luster the pool surface once had. It is recommended if your pool hasn't been opened for a long period, or the plaster has begun to stain over time. The pool will have to be fully drained in order to complete the process, at which time we can address any other issues we may come across within the pool.

This process may not work on all pools, depending on the condition of existing plaster. Stains may have penetrated too deep into the plaster, and some pools may be too far aged to see a major difference.

**WATERBLASTING:** This method is similar to sand blasting, only cleaner. After water blasting a surface, crews use a power washer to blow splatter and debris back into the pool, acid wash the pool surface, and pump everything out. Water blasting is used to remove one or more layers of plaster, or to remove paint or to etch an existing surface before the restoration process.



## **Safety Covers:**

A safety cover is a great alternative to using a tarp or nothing at all. They are made from ultra-strong, super dense mesh that blocks virtually all sunlight, keeping algae down and debris out, while still allowing rain and melting snow easily to drain through. It's the perfect choice for customers who have young children or pets and who want peace of mind. There are several different color and material options, which are subject to a price variance. We are dealers of **Meyco** and **Loop-Loc** pool covers.



## **Contact Us**

Feel free to give us a call for more information about our services and products and to set up a meeting for an estimate and pricing options.

Christman Pool Service. 336 Warren Ave. Portland ME 04103 - Phone: 207-797-0366  
Online - [Christmanpool.com](http://Christmanpool.com) - Email- [info@christmanpool.com](mailto:info@christmanpool.com)