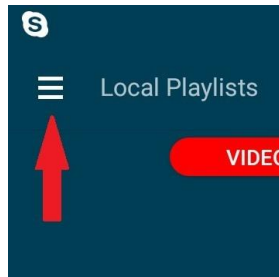
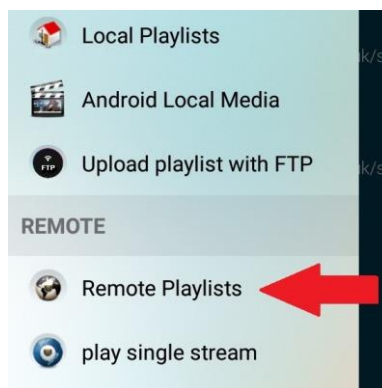


First thing first download the GSE Smart tv app:

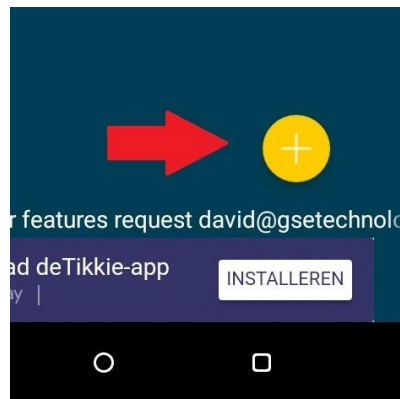
when you open the app you need to press on the 3 lines:



next click on Remote playlist:



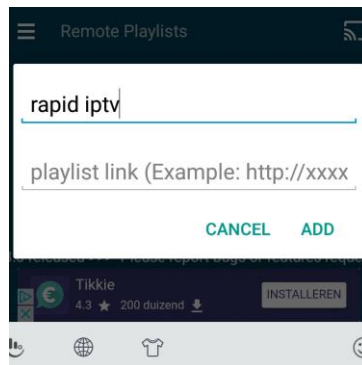
Press the yellow +:



Press Add M3u:

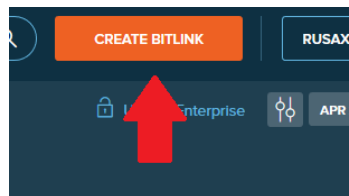


typ in the name for you list i used "rapid iptv"

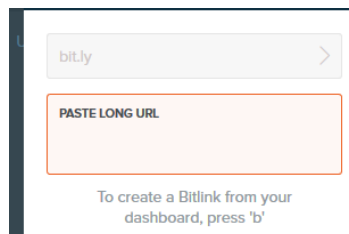


After this step you can do 2 things: 1. Copy paste the m3u link you got and skip bit.ly. Or 2 you can use bit.ly to shorten youre url (also works for Kodi)

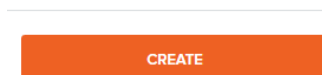
got to www.bit.ly and pres on create bitlink:



Paste your m3u link :



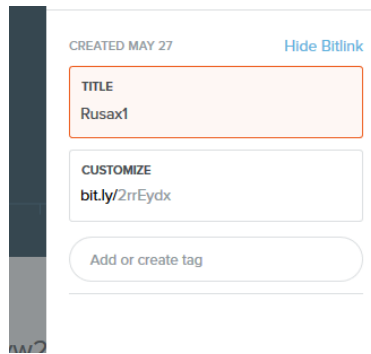
Press the orange button to create:



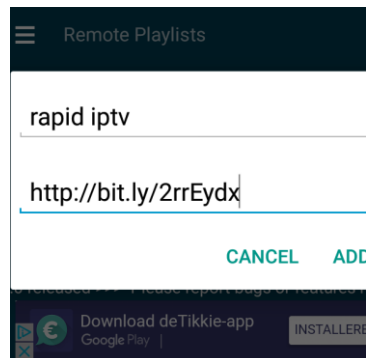
You can give it a title but not necessary, you will see the shortend link now in mine case it is

<http://bit.ly/2rrEydx>

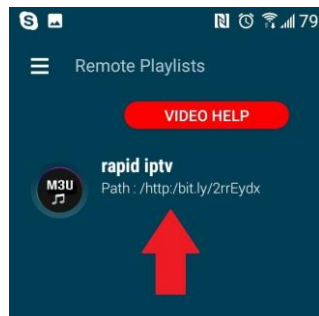
the red part you can change if you like. press enter



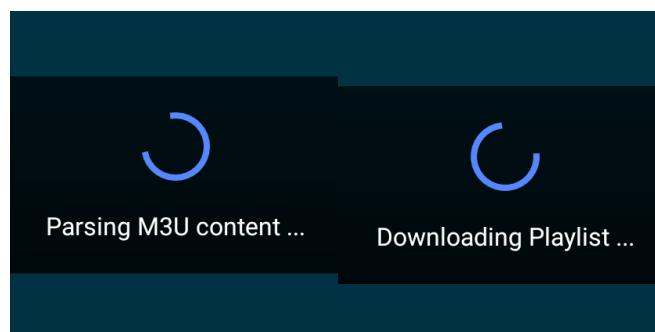
now fill the link in if you used bit.ly (otherwise paste youre m3u link here)



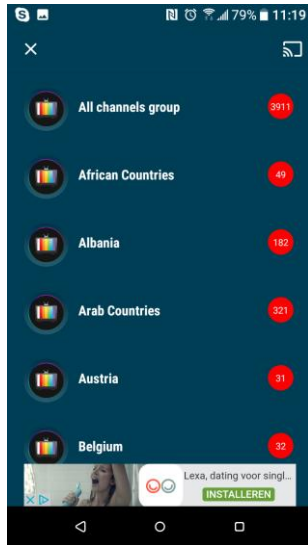
press the link as show on youre screen:



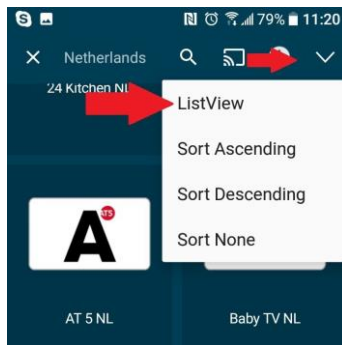
Now wait the gse app is gona get the channels from the servers.:



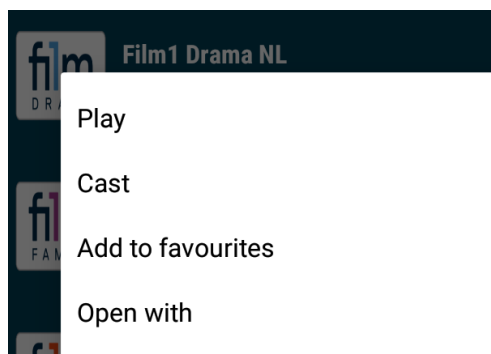
when its done you will se the countrys devided in groups



Pick the country where your channel is in and press on it. you will get to the channel list of that country, press on the V on top and on listview to get a easier overview



pick your channel to watch, tap on it and press play



when the channel is playing you can tap on the screen and it wil show youre options as back to the list, CC etc.

