

AHA Course Completion eCard Instructions

American Heart Association is now using ecertificate's. Our goal is to email these ecards to each student within four days, **after** the necessary paperwork documenting successful completion of the course and payment has been received.

http://ahainstructornetwork.americanheart.org/AHAECARD/ecard.jsp?pid=ahaecard_employerStudentSearch

You will receive an email at the email address you have provided from eCards@heart.org.

From: eCards@heart.org <eCards@heart.org>
Sent: Tuesday, October 17, 2017 6:49 PM
To: [REDACTED]
Subject: Claim your AHA eCard



PLEASE DO NOT REPLY TO THIS EMAIL ADDRESS. YOU WILL NOT RECEIVE A RESPONSE TO REPLIES TO THIS EMAIL ADDRESS.

Dear Mary Kirker,

Congratulations on completing your American Heart Association training!

You have been issued an eCard. [Click here to claim your eCard.](#)

(If clicking above does not open the correct web page for claiming your eCard, copy and paste this URL into your browser window:

<https://ecards.heart.org/student/eCards?cid=b5d8dd4543c78f218f7b9bc459ff47bb.>)

Once you have claimed your eCard, it is a valid AHA course completion card and can be presented to an employer as proof that you have successfully completed training. This eCard will expire two years from the course date.

Your eCard is not valid until you have claimed it.

Please contact your AHA Training Center or Instructor if you have any questions.

Thank you,

American Heart Association


The email will have a link for you to follow to accept your eCard.


It is extremely important that you accept your eCard as soon as you are able to after receiving your email notification.

- Until you have accepted your eCard, your employer will not have access to validate your certification.

- If your employer requires proof of your certification, claim your card immediately and forward your eCard ID or printed certificate to your manager or HR department.
Failure to do so may result in not being allowed to work.
- Centura employees: Upon accepting your eCard, provide your manager with your eCard ID.

Click the link in the email. If you have an existing AHA login, you can sign in or create a new AHA Login.


VOLUNTEER
WARNING SIGNS


CPR & First Aid
Emergency Cardiovascular Care

DONATE


Hi Guest


Login


[AHA eCARD Student Landing](#)

Student Profile

To proceed to your eCard, please confirm or edit the information below and agree to the AHA's Terms of Use.


eCard Code
152003897171


Instructor Info
Levi Willis


Training Center Info
EdCor LLC
Training Center ID: CO20805
830 Kipling St Suite 101 , Lakewood CO 80215-5899

First Name *

Last Name *

Email *

Phone

Security Question *

Security Answer *

I have read, understand and agree to the [Terms of Use](#) on behalf of of the organization. *
☒ I Agree to the Terms of Use
☐ I Do Not Agree

Submit


You will be prompted to complete the survey before being able to claim your eCard.

When completing the survey the online course material or key code is considered to be the Student Manual.

Question 5 asking about the student to teacher ratio is based upon outdated ratios.

- For BLS the allowed ratio is 9 to 1.
- For ACLS and PALS the allowed ratio is 8 to 1.

Please answer the question based upon the updated ratios.



VOLUNTEER

WARNING SIGNS

Q

DONATE

CPR & First Aid
Emergency Cardiovascular Care

Hi Guest

Login

[AHA eCARD Student Survey Details](#)

Rate your AHA Class

Please answer the questions below to proceed to your AHA eCard.

1.

As a result of the training, how confident are you that you could successfully resuscitate someone if called upon to do so today?

Very Unconfident

Somewhat unconfident

Neither confident or unconfident

Somewhat confident

Very Confident

2.

How likely are you to recommend your Instructor to a colleague or a friend?

Very unlikely

Somewhat unlikely

Neither likely or unlikely

Somewhat likely

Very likely

3.

The Instructor gave ample time for me to learn during the hands-on participation at each learning station.

Strongly disagree

Disagree

Neither agree or disagree

Agree

Strongly agree

4.

I received a Student Manual for the course.

No

Yes

5.

At my training, there were six or fewer students for each Instructor.

False

I don't recall

True

6.

How many times you have taken this training?

First time

Second time

3-4 times

5-6 times

7+ times

Submit

[Skip & Continue](#)

BASIC LIFE SUPPORT

**BLS
Provider**

[REDACTED]
has successfully completed the cognitive and skills evaluations in
accordance with the curriculum of the American Heart Association Basic
Life Support (CPR and AED) Program.

Issue Date

03/19/2016

Recommended Renewal Date

03/2018

Training Center Name

EdCor LLC

Training Center ID

CO20805

Training Center Address

830 Kipling St Suite 101
Lakewood CO 80215-5899

Training Center Phone Number

(303) 997-8695

Instructor Name

[REDACTED]

Instructor ID

[REDACTED]

eCard Code

[REDACTED]

QR Code

eCard Code can be
given to an employer
needing to validate
your certification.

QR Code to allow you to
download the certificate
to your phone or tablet

Print buttons to allow you
to print full page or to
print Wallet Size

on your mobile device or go to www.heart.org/cpr/mycards to view and validate the eCard.



© 2016 American Heart Association. All rights reserved.

Print Full Size

Print Wallet Size

View My eCards

Wallet Size Sample

BASIC LIFE SUPPORT		BASIC LIFE SUPPORT	
BLS Provider [Redacted]	 American Heart Association	Training Center Name	EdCor LLC
The above individual has successfully completed the cognitive and skills evaluations in accordance with the curriculum of the American Heart Association Basic Life Support (CPR and AED) Program.		Training Center ID	CO20805
Issue Date	Recommended Renewal Date	TC Address	830 Kipling St Suite 101 Lakewood CO 80215-5899
03/19/2018	03/2018	TC Phone	(303) 997-8695
To view or verify eCard authenticity, students and employers should scan the QR code with a mobile device or go to www.heart.org/getmyecard .		Instructor Name	[Redacted]
		Instructor ID	[Redacted]
		© 2016 American Heart Association 15-3001 12P15	

Directions

1. Cut Along Dotted Lines
2. Fold both halves together
3. Use adhesive to combine halves

If there are any problems on your eCard please first contact the training site that conducted your class.