

# Slumped Glass Mirrors

## Standard & Custom Sizes & Shapes

Polished or Beveled edges  
Chrome dome heads for fixing

**Glass available:** Clear, Low Iron, Grey, Bronze, Azurelite, Green  
**Other effects :** Acid washed, sandblasted to rear of slump or border of mirror.  
Colour back slumped or silvered slumped



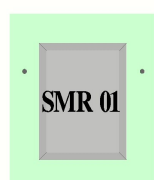
**SPECTRUM ART GLASS**

[sales@spectrumartglass.com.au](mailto:sales@spectrumartglass.com.au)

02 97370666



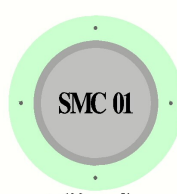
## Standard sizes & shapes



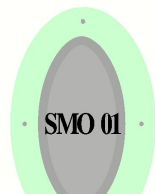
**SMR 01**  
ext: 600mm x 500mm Rectangle  
int: 400mm x 300mm  
2 x 10mm dia holes



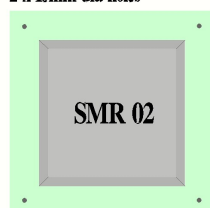
**SMR 05**  
ext: 900mm x 600mm Rectangle  
int: 400mm x 300mm  
4 x 10mm dia holes



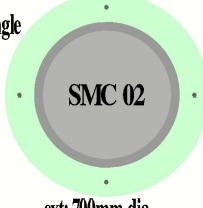
**SMC 01**  
ext: 600mm dia  
Int: 400mm dia  
2 x 10mm dia holes



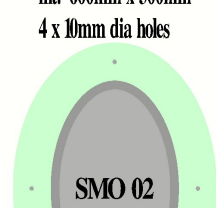
**SMO 01**  
ext: 800mm x 500mm Oval  
int: 600mm x 300mm  
4 x 10mm dia holes



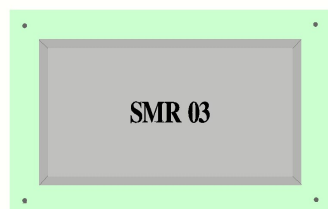
**SMR 02**  
ext: 700mm x 700mm Square  
int: 500mm x 500mm  
4 x 10mm dia holes



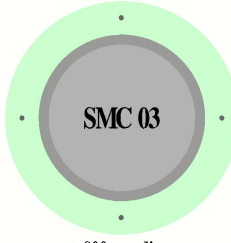
**SMC 02**  
ext: 700mm dia  
Int: 500mm dia  
4 x 10mm dia holes



**SMO 02**  
ext: 1000mm x 700mm Oval  
int: 740mm x 440mm  
4 x 10mm dia holes



**SMR 03**  
ext: 700mm x 1100mm Rectangle  
int: 500mm x 900mm  
4 x 10mm dia holes



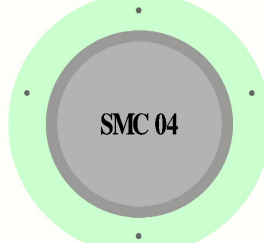
**SMC 03**  
ext: 800mm dia  
Int: 600mm dia  
4 x 10mm dia holes



**SMO 03**  
ext: 1100mm x 800mm Oval  
int: 800mm x 500mm  
4 x 10mm dia holes



**SMR 04**  
ext: 800mm x 1100mm Rectangle  
int: 600mm x 900mm  
4 x 10mm dia holes



**SMC 04**  
ext: 900mm dia  
Int: 700mm dia  
4 x 10mm dia holes