

vinylmax
windows



THE
FRANKLIN
COLLECTION

WHY VINYLMAX?



Quality First. In our facility, we utilize the most modern manufacturing methods and technology to produce the highest quality vinyl replacement windows. This results in the best value for your home.



Family Values. As a family owned and operated business, we value and respect our employees and their families as well as the millions of families who have our windows in their homes.



Warranty. To protect your investment and our reputation, we back our products with a Lifetime Limited Warranty so strong that it will exceed your expectations.



Made in the USA. Vinylmax is passionate about American manufacturing, American jobs and the American economy. That is why we source the majority of our components from other American manufacturers and fabricate our windows in our Ohio and New York factories. When you buy a window made in the USA, you can be sure you are not only getting American quality, but also supporting and sustaining local communities.



Energy Star Partner. The needs of every home are different and with our specialized glass packages you can find the perfect fit. We offer both dual and triple pane glass options and can meet the EPA's ENERGY STAR® criteria depending on your geographic location. And by selecting our IntelliGlass Plus triple pane option, the Franklin may qualify for Energy Star's Most Efficient 2019®.

vinylmax
windows



DOUBLE HUNG

STANDARD FEATURES

THE
FRANKLIN
COLLECTION

1. **Cove molded sash detail** replicates the look of classic wood windows.
2. **Biomaxx composite locks and keepers** are 50% stronger than standard die-cast hardware while remaining lead-free and color-true, without fading, warping or chipping.
3. **Dual Function partitioned sloped sill** forms a negative pressure pocket that keeps sashes securely in place and water flowing away from your home, even during the most adverse weather conditions.
4. **Shadow grooved sash welds** replicate the classic look of mitered wood corners.
5. **IdeaSeal™ triple protection weather seal** keeps the indoor and outdoor environments separate with an integral interlock, sill compression bulb seal, and multiple rows of weatherstripping.
6. **Full balance covers** hide internal systems while eliminating unsightly visible sash stops.
7. **Integral lift and pull rails** are ergonomically engineered for smooth operation while remaining aesthetically appealing.
8. **Dual push-button forced entry resistant ASTM Night Locks** limit sash movement for your family's safety and security.
9. **Effortless pivot balance system** utilizes stainless steel coils making sash operation smooth, effortless and whisper-quiet.
10. **Multi-chambered vinyl construction** provides a maintenance-free lifestyle with superior strength and thermal efficiency.
11. **Low-profile tilt latches** sit subtly out of view but easily engage when sashes need to be tilted in for cleaning.
12. **Four-point fusion welding** guarantees the frames and sashes are always strong and square.
13. **BetterVue® insect screening with Water Shed Technology™** preserves optical clarity by shedding water and resisting dirt and grime for a sharp, more brilliant outward view with 20% better air flow.




Double Hung windows are the most common style found in homes




Both the top and bottom sash operate allowing for ventilation and tilt-in for easy cleaning.



BioMaxx locks are color matched to your window's interior.



Typical Screen



BETTERVUE
IMPROVED VISIBILITY INSECT SCREEN

2 & 3 LITE SLIDERS

On sliding windows, both sashes effortlessly open horizontally. They allow for easy ventilation while brightening up any room.



STANDARD FEATURES

1. Traditional stepped **Biomaxx composite locks and keepers** are 50% stronger than standard die-cast hardware while remaining lead-free and color-true without fading, warping or chipping.
2. **Lift out sashes** allow for convenient cleaning from inside the home.
3. **Multi-chambered vinyl construction** provides a maintenance-free lifestyle with superior strength and thermal efficiency.
4. **Integrated weep system** for efficient water management.
5. Multiple **rows of weatherstripping** reduce air infiltration.
6. **Integral pull handles** will never pull loose.
7. **Full overlap interlock** ensures drafts stay out.
8. **Ventilation latch** permits secure ventilation.
9. **Fusion welded corners** are secure and weather tight.
10. **Tandem non-marking rollers** glide effortlessly on monorail track.
11. **BetterVue® insect screening with Water Shed Technology™** preserves optical clarity by shedding water and resisting dirt and grime for a sharp, more brilliant outward view with 20% better air flow.



3 Lite Slider
1/4-1/2-1/4



3 Lite Slider
Equal Lite




OTHER STYLES



PICTURE WINDOWS

- Maximize natural light
- Companion frame style complements operating windows
- Fully fusion welded

 Architectural shapes also available.



PRESTIGE CASEMENTS

- Crank hardware operates with minimal effort
- Multi-point locking system
- Ventilation is easy, even in tight spaces



ELEGANCE PATIO DOOR

- Effortlessly open to access the outdoors
- Energy efficient floor to ceiling view
- Locking hardware keeps your home secure

CHOOSE YOUR PERFECT LOOK

COLORS

Solid Colors



White



Tan

Laminated Interiors



Cavalier Oak



Colonial Cherry



Natural Oak



Vintage Pecan

Laminated Exteriors



Tan



Clay



Bronze

Exterior Finishes



Butter



Tan



Clay



Pebble



Silver



Terra



Cocoa



Chestnut



Chocolate



Bronze



Black



Forest



Brick

GRIDS

Patterns

Colonial



Perimeter



Prairie



Valance



Profiles



Flat, Georgian, and Pencil profiles available.
Grids are placed between the glass and are securely locked in to place, so they'll always remain straight and true.



THE
FRANKLIN
COLLECTION



Nail fin & extension jambs. Our integral nail fin option allows for flexibility of installation techniques. Extension jambs extend the depth of the window to bring it flush with the interior wall. Available in 4-9/16" or 6-9/16" depths.



Neopor Rigid Thermal Insulation in the frame combines fluorocarbon-free foam with graphite particles that reflect radiant heat, improving strength and insulation.



High-performance PVC coated spring steel frame is damage resistant, beautifully invisible and effortless to install. Simply hold the screen in your hands, bend the sides in, and fit **FlexScreen** in to your screen track.



Heavy duty extruded screen with full surround finger rail protects against insect intrusion. Interior spline is protected from UV damage and secures BetterVue improved visibility screen cloth.



Sentry System multi-function locking hardware integrates the lock and tilt functions into the same lock housing, leaving an uncluttered appearance.

ANATOMY OF AN ENERGY EFFICIENT WINDOW

- 1. Quality Frame Materials:** low-maintenance frame materials, like vinyl, reduce heat transfer and help to better insulate.
- 2. Multiple Panes:** two or three panes of glass with a gas filled airspace are energy-efficient, resist impact damage and provide sound insulation.
- 3. Low E Glass:** reflects heat and keeps heat inside in the winter and outside in the summer. UV is also reflected, protecting furnishings from fading while allowing plants to thrive.
- 4. Gas Fill:** Inert Argon and Krypton are more dense and insulate better than regular air.
- 5. Warm Edge Spacers:** like Intercept or Super Spacer, keeps a window's glass panes the correct distance apart. Warm Edge Spacers insulate pane edges, reducing heat transfer through the window.



Intercept Spacer System

features a unique, one-piece, tin-plated U-channel design that creates an effective thermal barrier to help reduce conducted heat loss through the window. Its sealed, one-piece design makes Intercept spacers stronger and better at retaining insulating gas than many conventional designs.



Super Spacer

Optional warm edge Super Spacer is the “no metal” upgrade to help your windows reduce energy costs. Its 100% memory foam formula stands up to a wide range of temperatures and is designed to provide outstanding UV resistance. It dramatically decreases condensation and blocks heat escape for best thermal performance.

HOW DOES LOW-E GLASS WORK?

Low Emissivity (Low-E) glass is one of the cornerstones of any energy efficient window. Its primary purpose is managing radiation, whether it's solar, light, ultraviolet, or heat. The secret is two or three microscopic layers of silver, which reflect heat back to its source. Other layers in the Low-E coating filter ultraviolet and solar radiation, while allowing visible light through.

Glass packages are filled with either argon or krypton gas in between the panes of glass. Both gases are denser than air, so they make it more difficult for heat or cold to transmit through the glass units. We use high quality sealants, sophisticated filling equipment and a voluntary verification system to ensure consistent glass performance.

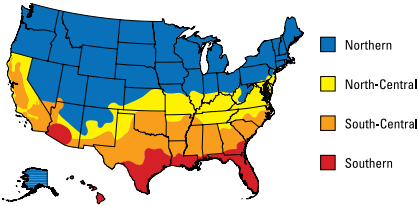


THE FRANKLIN COLLECTION

		GLASS PANES	LOW-E TYPE	AIRSPACE FILLING
IntelliGlass	Northern & North Central climates	2	Standard	Argon
IntelliGlass X	Southern & South Central climates	2	Solar	Argon
IntelliGlass X ³	Southern & South Central climates	3	Solar	Argon
IntelliGlass +	All climates	3	Standard	Argon
IntelliGlass Kr	All climates	3	Standard	Krypton



Triple Pane Glass is up to 50% more energy efficient than dual pane. Installing triple pane windows also reduces noise from the outside and fading from the sun.



Installing ENERGY STAR qualified windows and doors lowers energy bills and saves you money. With more efficient windows, you also use less energy, which reduces greenhouse gas emissions from power plants.

PERFORMANCE DATA

4700 Double Hung	Intercept		No Grids Super Spacer		VLT	Energy Star	Intercept		With Grids Super Spacer		VLT	Energy Star
	U Value	SHGC	U Value	SHGC			U Value	SHGC	U Value	SHGC		
IntelliGlass Low E / Argon	.28	.38	.27	.29	.53	N NC	.28	.34	.27	.26	.47	N NC
IntelliGlass X Low E / Argon	.28	.22	.27	.22	.50	NC SC S	.28	.20	.27	.20	.45	NC SC S
IntelliGlass X3 Triple Pane Low E / Argon	.24	.21	.23	.21	.46	N NC SC S	.25	.19	.23	.19	.41	N NC SC S
IntelliGlass Plus Triple Pane Low E / Argon	.20	.24	.18	.24	.40	N NC SC S	.20	.22	.18	.22	.35	N NC SC S
IntelliGlass Supreme Triple Pane Low E / Krypton	.18	.24	.16	.24	.40	N NC SC S	.18	.22	.16	.22	.35	N NC SC S

4750/4753 Slider	Intercept		Super Spacer		VLT	Energy Star	Intercept		Super Spacer		VLT	Energy Star
	U Value	SHGC	U Value	SHGC			U Value	SHGC	U Value	SHGC		
IntelliGlass Low E / Argon	.28	.37	.27	.29	.52	N NC	.28	.34	.27	.26	.47	N NC
IntelliGlass X Low E / Argon	.28	.22	.27	.22	.50	NC SC S	.28	.20	.27	.20	.44	NC SC S
IntelliGlass X3 Triple Pane Low E / Argon	.24	.21	.23	.21	.46	N NC SC S	.24	.19	.23	.19	.41	N NC SC S
IntelliGlass Plus Triple Pane Low E / Argon	.20	.24	.18	.24	.39	N NC SC S	.20	.22	.18	.22	.35	N NC SC S
IntelliGlass Supreme Triple Pane Low E / Krypton	.17	.24	.16	.24	.39	N NC SC S	.18	.22	.16	.22	.35	N NC SC S

4770 Picture Window	Intercept		Super Spacer		VLT	Energy Star	Intercept		Super Spacer		VLT	Energy Star
	U Value	SHGC	U Value	SHGC			U Value	SHGC	U Value	SHGC		
IntelliGlass Low E / Argon	.27	.39	.26	.30	.55	N NC	.27	.36	.26	.27	.49	N NC
IntelliGlass X Low E / Argon	.27	.23	.26	.23	.52	N NC SC S	.27	.21	.26	.21	.47	N NC SC S
IntelliGlass X3 Triple Pane Low E / Argon	.23	.22	.22	.22	.48	N NC SC S	.23	.20	.22	.20	.43	N NC SC S
IntelliGlass Plus Triple Pane Low E / Argon	.18	.25	.17	.25	.41	N NC SC S	.18	.23	.17	.23	.37	N NC SC S
IntelliGlass Supreme Triple Pane Low E / Krypton	.16	.25	.15	.25	.41	N NC SC S	.16	.23	.15	.23	.37	N NC SC S

Product Rating	Up to this size window*	DesignPressure PSF	Water Resistance PSF	Air Infiltration cfm/ft ²
Double Hung R-PG45	40" x 63" SS glass	45	7.5	0.12
Double Hung R-PG50	40" x 63" DS glass	50	7.5	0.09
Slider R-PG25	63" x 44" SS glass	25	4.5	0.13

The lower the **U-value**, the greater a window's resistance to heat flow and the better its insulating value.
The lower the **SHGC**, the more a product is blocking solar heat from coming through the window.
VLT - Visible Light Transmittance - lower values mean less light passing through the window.

* windows outside these size limits have not been structurally tested

2020 Energy Star Most Efficient



WARRANTY

Many windows claim to carry a lifetime warranty, but Franklin windows are backed by one of the strongest window warranties available.

Our Lifetime Limited Warranty includes:

VINYL - warranted against warping, chipping, cracking, blistering rotting.

GLASS - warranted against visual obstruction, seal failure, spontaneous AND accidental breakage.

SCREEN - frame warranted against cracking or breaking, cloth warranted against rotting or staining.

PARTS & HARDWARE - are warranted against cracking, breaking or failing during normal use.

We want you to love your windows for as long as you live in your home. In fact, we want the next homeowner to love them, too, so the warranty is transferable.*

*Limitations apply.



THE VINYLMAX STORY

Founded in 1982 by the Doerger family and manufacturing a mere five windows per day, the Vinylmax legacy began to unfold. As one of the very first vinyl window manufacturers in the United States, Vinylmax embraced the philosophy that quality custom windows manufactured quickly would inspire loyalty in its customers.

Today, the next generation of the Doerger family continues to embrace that philosophy. Millions of American homes are more beautiful and more energy efficient, thanks to Vinylmax windows.



2921 McBride Court
Hamilton, OH 45011
(800) 847-3736
www.vinylmax.com

