

# Bracket Kit for Mounting One (1) ADVA™ FSP150-GE114Pro Vertical on a Wall Model BK-AV01

SECTION	PAGE #
1. GENERAL .....	1
2. INSTALLATION .....	1
3. CUSTOMER SERVICES .....	3
4. SPECIFICATIONS .....	3
5. ORDERING INFORMATION .....	3

## 1. GENERAL

**1.1** The NAC BK-AV01 is a kit containing a bracket and hardware for vertically mounting one (1) ADVA™ FSP150-GE114Pro on a wall. Additional brackets can be nested for multiple installation.

**1.2** Whenever this product or document is changed, it will be reflected in this paragraph.

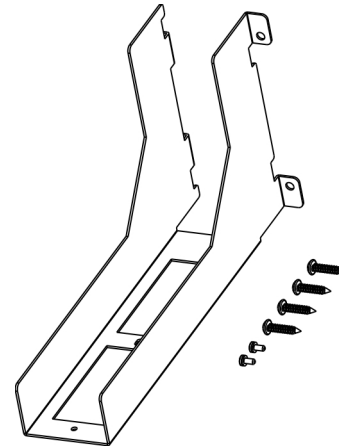
**1.3** The BK-AV01 provides the following features and capabilities:

- Zinc plated steel designed for carrier class applications and environments.
- Vertical installation for one (1) FSP150-GE114Pro (half-width).
- Supports multiple installations for additional space savings.
- Simple installation.
- Kit is complete with all hardware for installation.

## 2. INSTALLATION

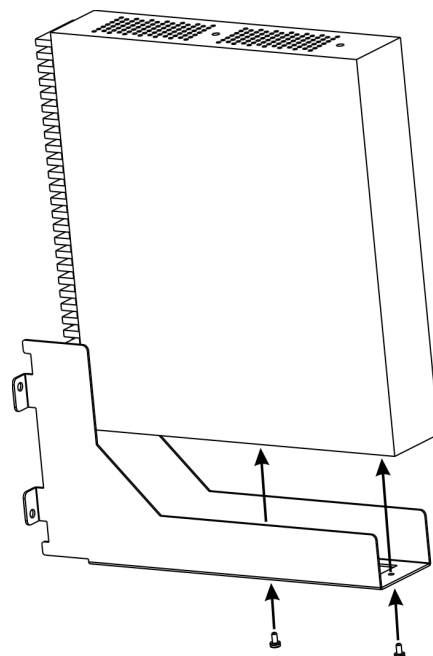
**2.1** Assemble the bracket with the 2 supplied screws onto the FSP150-GE114Pro. Refer to Figure 2 for reference.

**2.2** Place assembly on wall in desired location and install two (2) supplied self-tapping screws on each side of bracket. Refer to Figure 3 and 4 for reference.

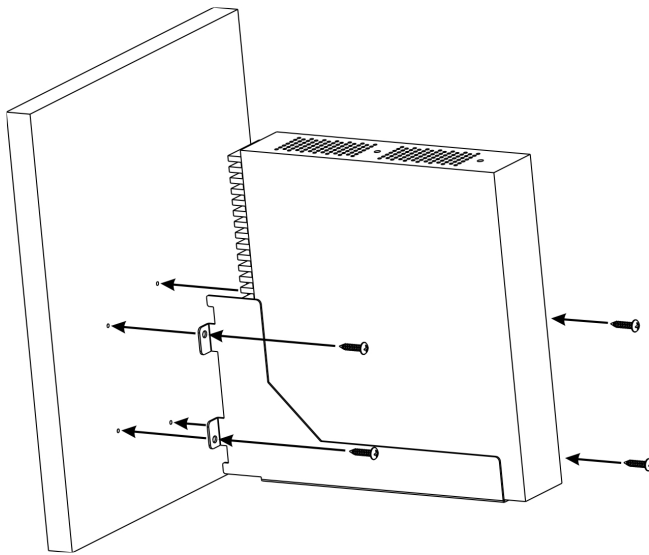


**Figure 1. BK-AV01**

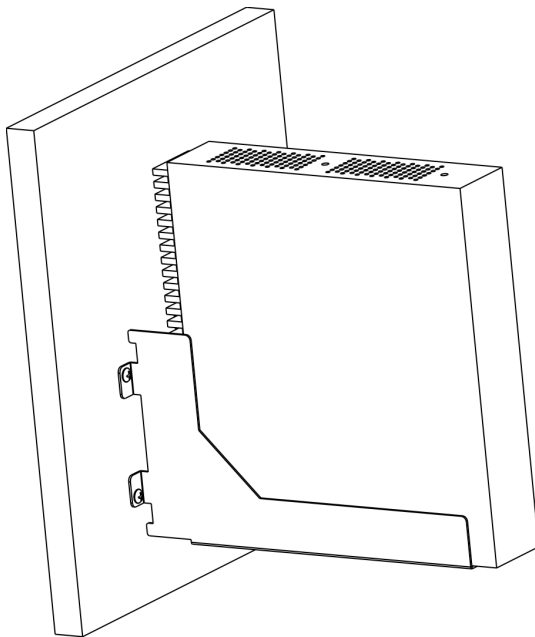
**2.3** When installing a second assembly, the bracket is designed to interlock either side onto another assembly on the wall. First, install bracket on the FSP150-GE114Pro as described in section 2.1. The mounting tabs on the bracket slide or interlock to an existing installed assembly. Refer to Figure 5 for reference.



**Figure 2. Install Bracket on FSP150-GE114Pro**



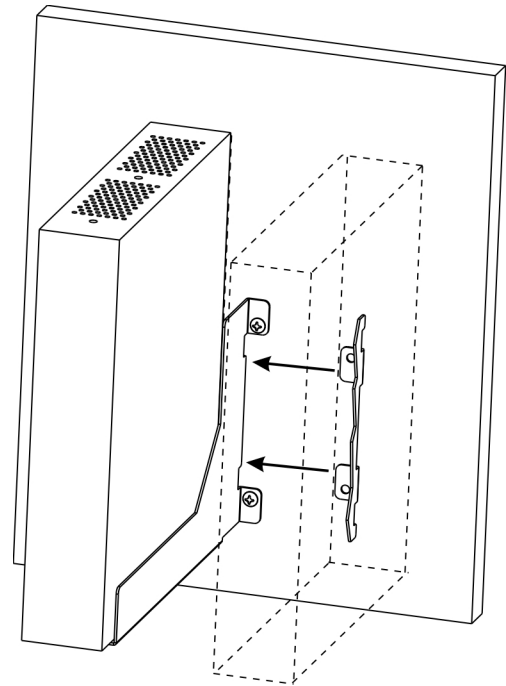
**Figure 3. Installing Assembly on Wall**



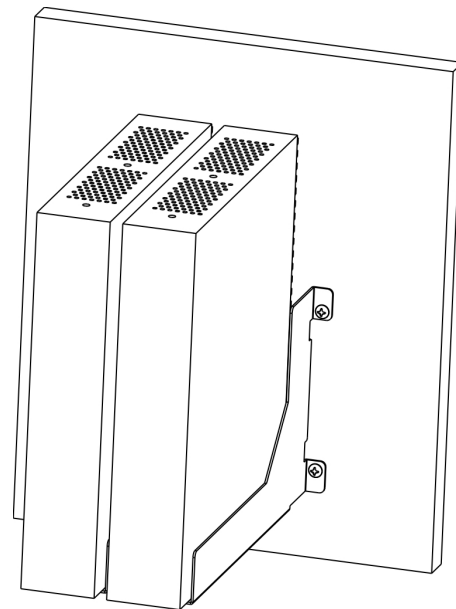
**Figure 4. BK-AV01 Installed on Wall**

**2.4** When the new assembly is interlocked onto the existing installed assembly, install two (2) screws in bracket. The remaining two (2) screws are not required due to the inter-lock. Refer to Figure 6 for reference.

**2.5** Additional assemblies can be installed on either side of the installed assembly.



**Figure 5. Sliding on Second Bracket  
(Full assembly not shown for clarity)**



**Figure 6. Two BK-AV01's Mounted Side-by-Side.**

### 3. CUSTOMER SERVICE

If technical or customer assistance is required, please contact NAC at the following address or phone number:

N A Communications, LLC  
3820 Ohio Ave. Suite 12  
St. Charles, Illinois 60174  
Voice: (630) 513-1299  
[www.gotonac.com](http://www.gotonac.com)

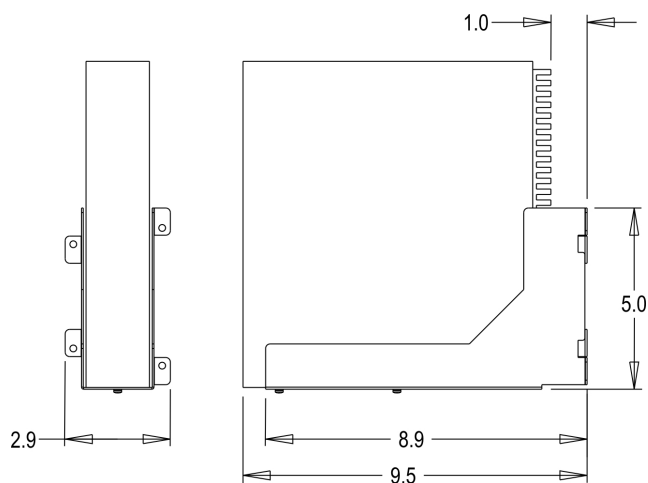
### 4. SPECIFICATIONS

#### 4.1 General

Material: Zinc Plated Steel  
Environment: CPE/OSP

#### 4.2 Physical Specifications

Feature	U.S.	Metric
Weight (approx.)	0.6 pounds	270 g



#### 4.3 Environmental Specifications

Feature	U.S.	Metric
Operating Temperature	-40° to 185°F	-40° to 85°C
Humidity	0 to 95% (non-condensing)	

### 5. ORDERING

Product Description	Order Number
Bracket Kit for one (1) ADVA™ FSP150-GE114Pro Units Mounted Vertical to Wall.	BK-AV01