

# Conquering Interference Fields

## *Your Heart-Felt Dedication To Excellence*

It is your duty as the facilitator of your patient to

### **RELENTLESSLY**

track down and sequentially eliminate each Interference Field (IF).

Each IF represents chaos in the biofield and to that extent,  
promotes accelerated aging and an earlier death.

**Each IF can lead to a shortened life.**



Now you can dramatically reverse this aging process by  
using **QRA™** to identify and eliminate each IF, thus restoring  
coherence and harmonic resonance to the biofield.



Failure to eliminate each IF (missing *even one*) can mean  
the patient will take it with them

**to their grave.**

Your role as Facilitator of your patient is indeed  
**a wonderful privilege but also a grave responsibility.**

# Scanning For Interference Fields

## Key Areas to Scan to Identify Interference Fields

An interference field is an area of the body (small or large) that tests abnormally as a result of individual or multiple factors, such as scars, physical or emotional trauma, infection, nutritional deficiencies, heavy metal toxicity, etc. An interference field can impede the normal, healthy electromagnetic flow of the body's acupuncture meridian system, thus creating symptomology that is difficult to trace back to its original root cause by conventional methods. However, identifying an interference field can now be easily done using the Bi-Digital O-Ring Test (as developed by Dr. Yoshiaki Omura, MD, Sc.D.)

**Note:** the size of an interference field does not dictate its importance. For example: larger scars are generally more troublesome, but a very small scar can also be highly reactive and create troublesome symptoms.

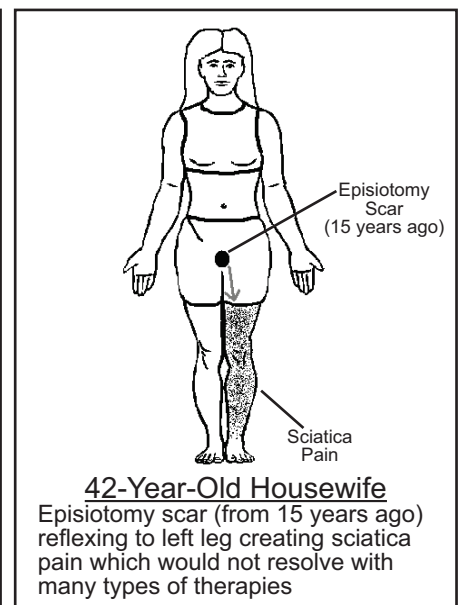
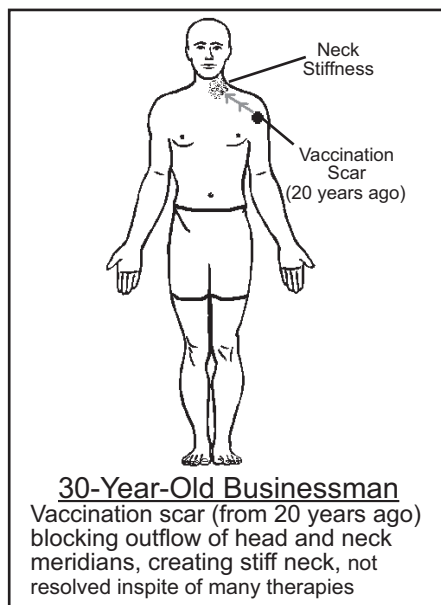
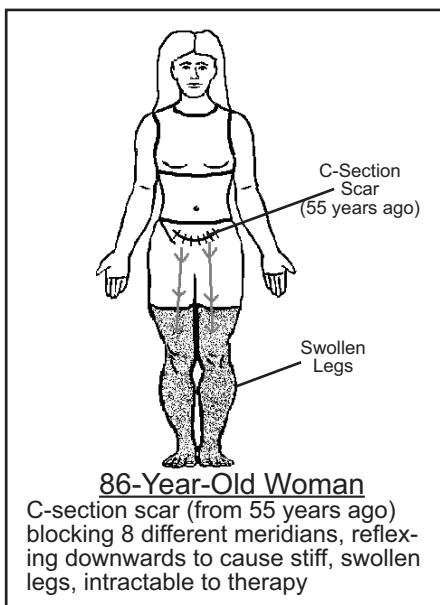
**Keep in mind:** in general, the patient often does NOT complain about the site of the interference field. It is usually the reflex area of the interference field that creates the distressing symptoms.

## Examples of Common Interference Fields

### I - Scars

Areas where the epidermis of the skin has been cut

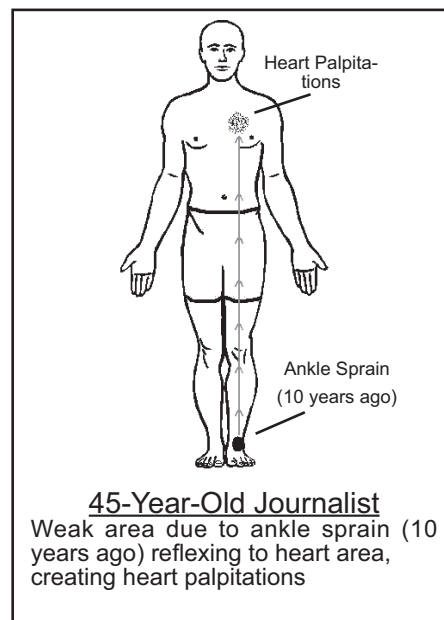
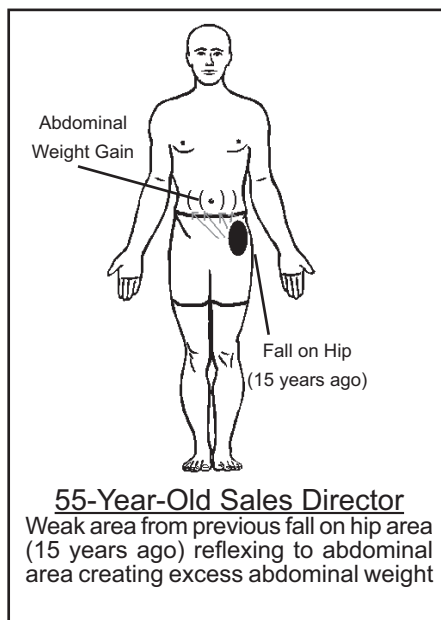
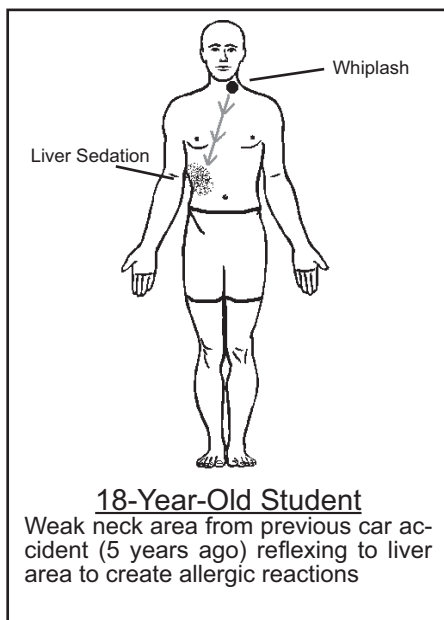
- Any type of surgical scars
  - Scars from invasive procedures (such as those for the gallbladder, the heart or for cancer)
  - Mole or skin cancer removal scars
  - Episiotomy scars, C-section scars, breast implants, tummy tucks, cosmetic surgery
  - Shunt scars
- Internal scars
  - Scars that may not be visible: internal hysterectomy scars, internal sinus surgery, etc.
  - Exploratory surgery
  - Hernia repair
- Traumatic scars: from falls, cuts, etc.
- Puncture areas: from hypodermic injections, intravenous drug therapy, spinal blocks, etc.
- Acne scars; chicken pox scars, animal bites, bites from mosquitos or other insects, etc.
- Vaccination scars



## II - Traumatized Areas

Previous areas of trauma where there are no visible scars

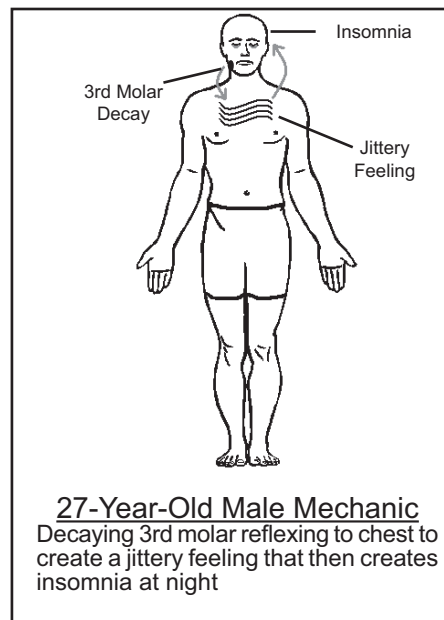
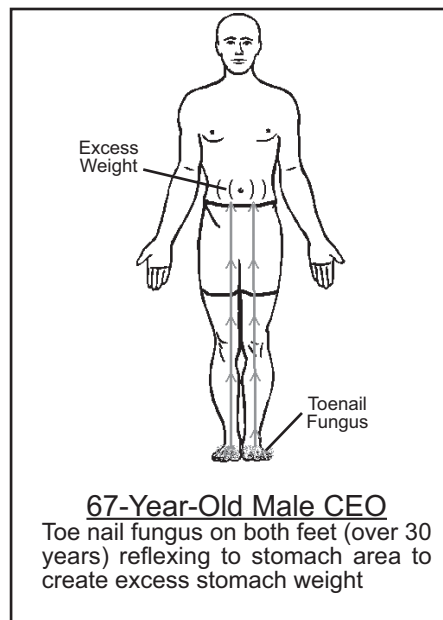
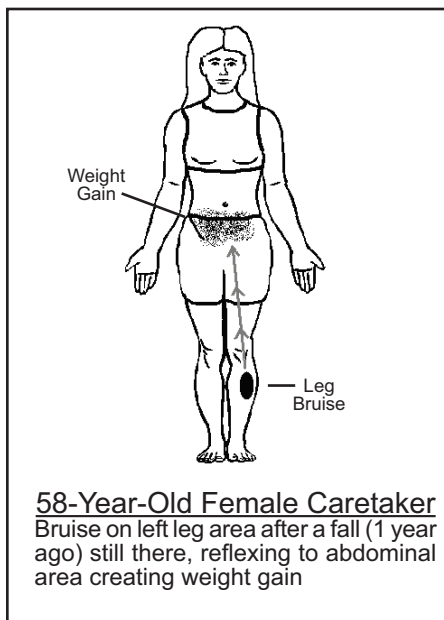
- Trauma from car accidents: whiplash, sprains/strains, smashed areas, etc.
- Trauma from other sources: falls, athletic sprains, strains, scrapes, bumping head, etc.
- Impact sites: (i.e. an area previously hit with a fast ball, etc.)
- Burned areas (scars or no scars), skin grafts
- Numb areas



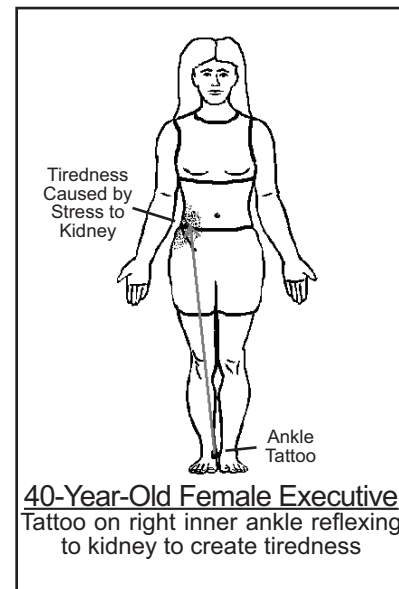
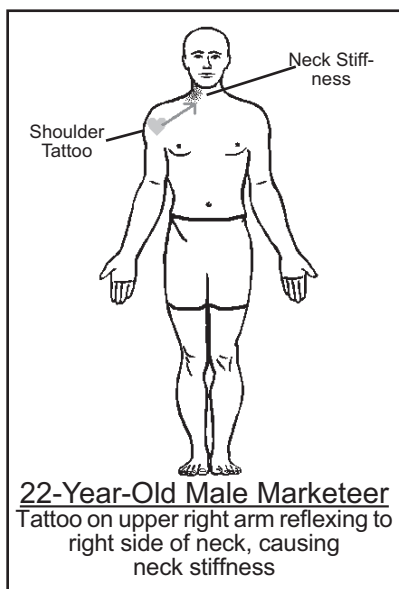
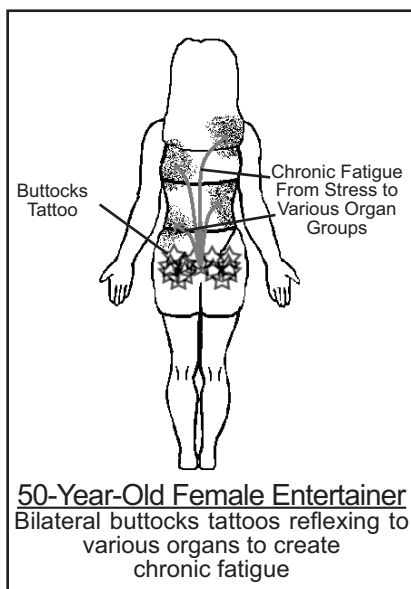
## III - Abnormal Body Areas

Areas that look or feel abnormal

- Bruises or discolored skin areas that do not heal in a reasonable amount of time
- Skin rashes, nail fungus or sores that do not heal in a reasonable amount of time
- Areas that itch or have abnormal sensations: i.e. burning, cold, tingling, etc.

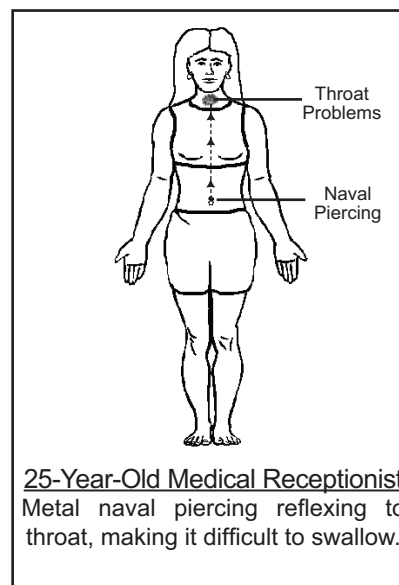
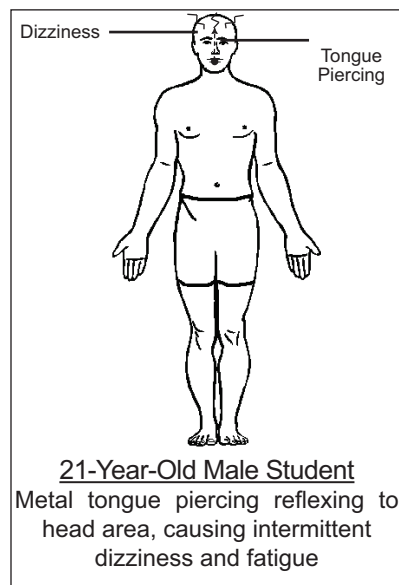
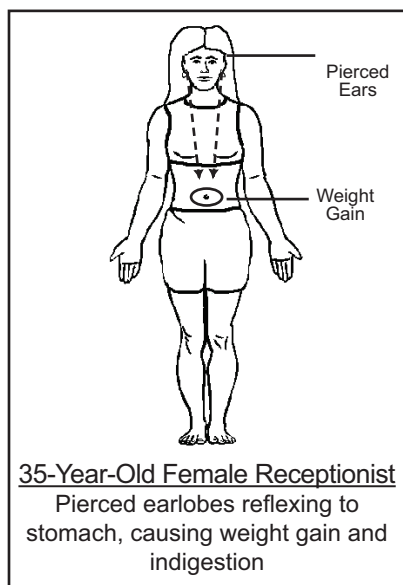


## IV - Permanent Tattoos



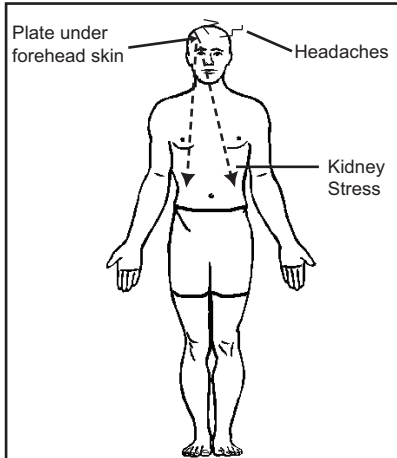
## V - Ear and Body Piercings

Scars from earring piercings, body piercings, etc.



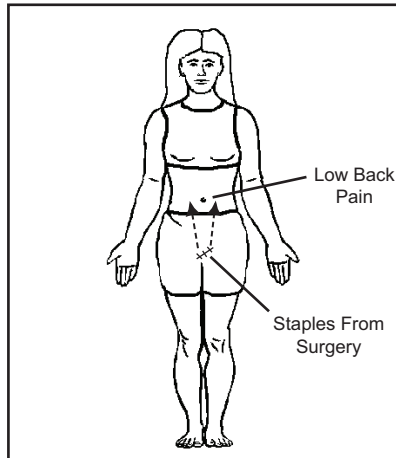
## VI - Metal Inside the Body

- Surgical metal pins, plates, mesh; bullet or shrapnel fragments
- Dental metal: silver fillings, gold crowns, stainless steel posts, composite fillings (typically high in aluminum), dental implants (typically titanium)



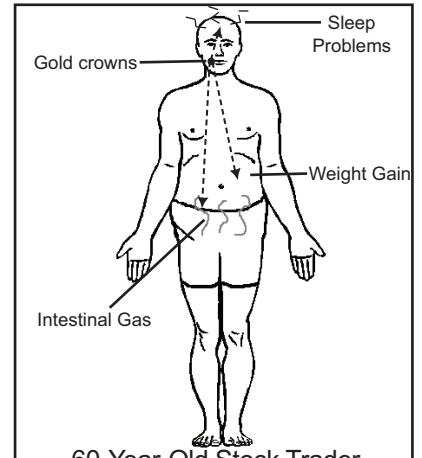
**30-Year-Old Horse Trainer**

Metal plate in head after car accident reflexing to head and kidneys, creating headaches and fatigue



**45-Year-Old Housewife**

Staples from previous bladder surgery (8 years ago) reflexing to lower back, creating constant back pain

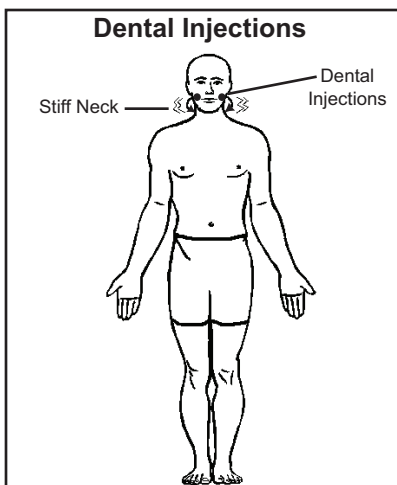


**60-Year-Old Stock Trader**

Gold crowns blocking meridian outflow of mouth reflexing to multiple meridians, causing weight gain, intestinal gas and sleep disturbances

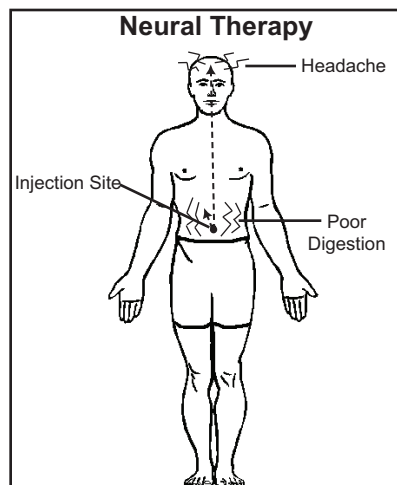
## VII - Injections

- Dental Injections. Injection sites in the gum areas where dental anesthetics have been used (especially retro-molar areas).
- Neural Therapy. Injection sites where anesthetics (Procaine, Carbocaine) have been injected into the body, including dental areas.
- IV Drips. Injection sites where intravenous needles were placed in the arm.
- Other Injections. Injection sites where drugs, vitamins (such as B-12 shots) or other substances have been injected into the body.



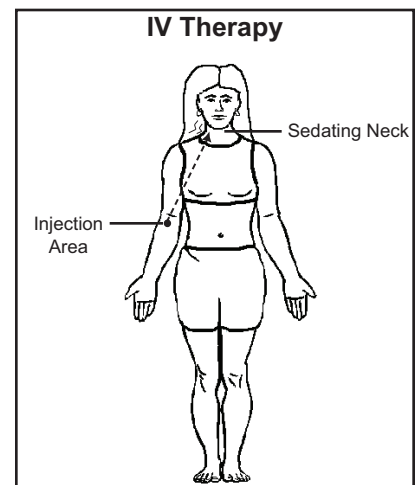
**45-Year-Old Writer**

Previous dental injections in the retromolar areas blocking the energetic outflow to the jaw, creating a chronic stiff neck



**50-Year-Old Medical Doctor**

Previous injection sites with Procaine in navel area reflexing to stomach and head area, causing poor digestion and headache

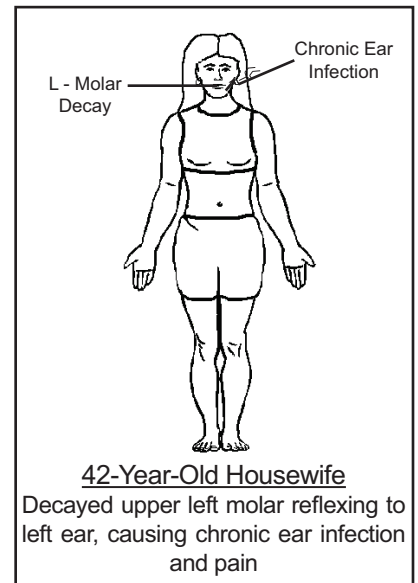
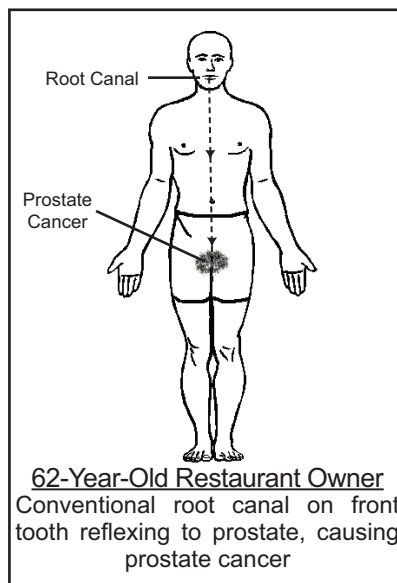
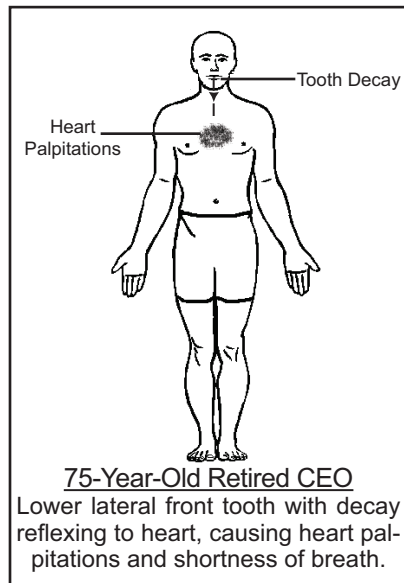


**40-Year-Old Tennis Player**

Repeated IV needle injections into right arm reflexing to back of neck, causing fatigue

## VIII - Dental and Gum Areas

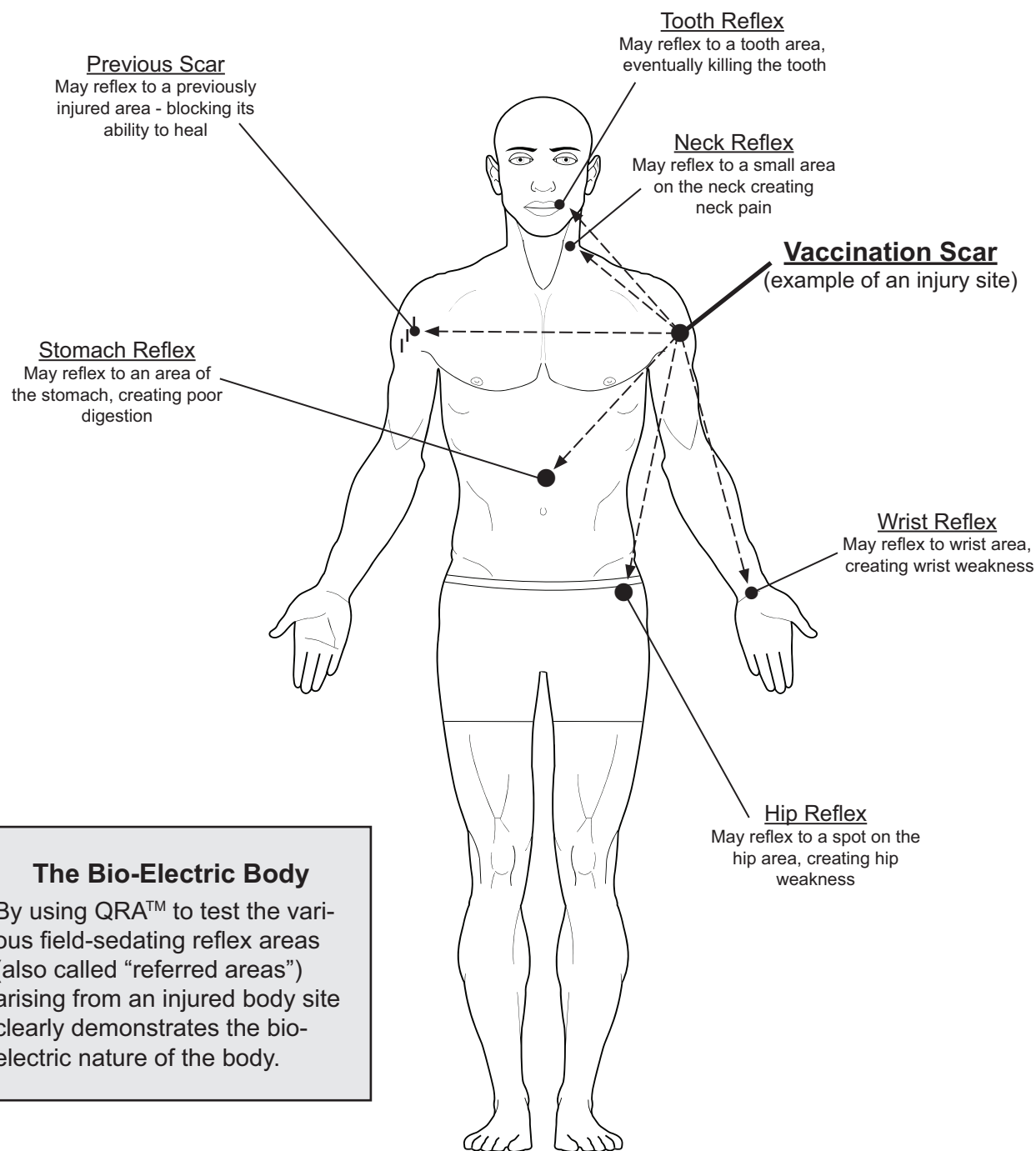
- Hidden dental decay under silver fillings, composites or crowns
- Toxins exuding from conventional root canals



# The **SPLAT** Effect

One injury site can sedate multiple body sites.

When an injury occurs, if the body is nutritionally deficient or immune-compromised at the time of the injury, the injury site can become an interference field which routinely reflexes to one or more areas of the body — which can be small, medium or large reflex areas — creating entrenched symptoms. We call this the Splat Effect because one injury site can reflex like a splat to many areas.



## The Bio-Electric Body

By using QRA™ to test the various field-sedating reflex areas (also called “referred areas”) arising from an injured body site clearly demonstrates the bio-electric nature of the body.

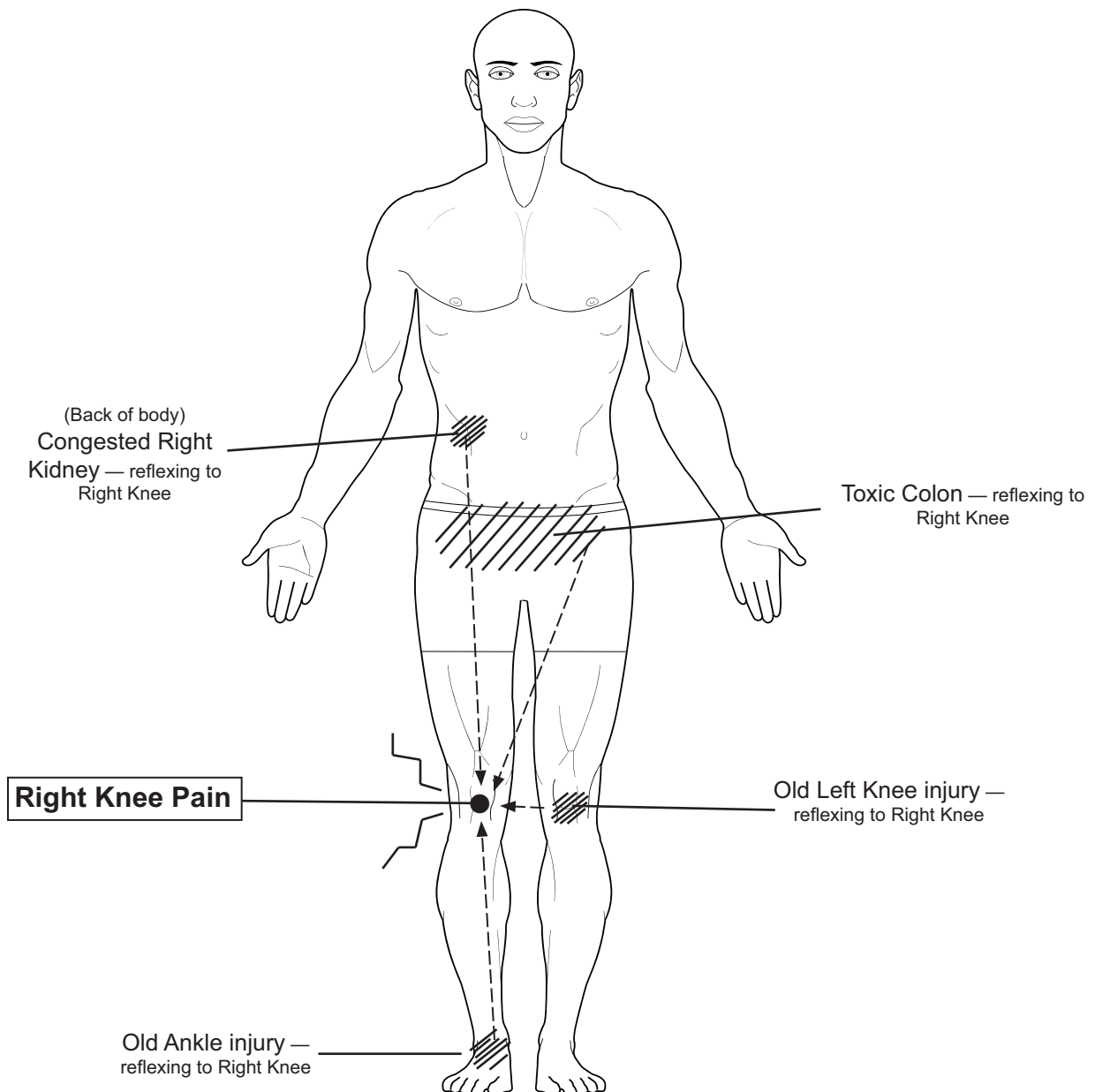
# Double Jeopardy

## Multiple Interference Fields Reflexing to One Area

Frequently, one or more interference fields may reflex to the same body area. In these cases, the symptoms will not abate until all the interference fields have been cleared. In cases like these, some call it double jeopardy (i.e. 2 interference fields are reflexing to the same area) or triple jeopardy (i.e. 3 interference fields are reflexing to the same area) or quadruple jeopardy, etc. In these cases, clearing one interference field will help improve the symptom area but the symptom may not be completely and permanently cleared until all interference fields have been eliminated.

**Symptom:** Chronic Right Knee Pain

**QRA™ Analysis:** Four interference fields all reflexing to the same knee area



R09-1119

## ***Frequently Overlooked Interference Fields***

Of course, the majority of a practitioner's time must be spent tracking down interference fields that are directly related to their patient's main presenting symptoms. However, the following areas are often interference fields that may not be directly related to the patient's chief complaints, but nonetheless, may be contributing to the body's overall burden of bioenergetic dysfunction.

Therefore, after a significant amount of progress has been made in clearing the patient's chief complaints, the following areas should be checked and treated if testing weak:

- **Fingernails and Toenails** (esp. women) - These areas often test toxic due to the use of toxic commercial fingernail and toe polish (including so-called "natural" ones). Even after using Medi-Body Packs to clear the top and bottom of the feet (so they now test strong) and the palms and back of the hands (so they now test strong) – often, the nails themselves will still test weak due to toxic chemical absorption from commercial polishes – *no matter how long ago in the past they were used*. Recommend discontinuing all commercial finger and toenail polishes.
- **Around eyes and eyelids** (esp. women) – These areas frequently test toxic due to the routine use of toxic eye cosmetics. Be sure to test these areas, then treat and clear the areas that test weak.
- **Lips (esp. women)** – The lips frequently test toxic due to the frequent use of toxic lipstick and lip balms (yes, even so-called "organic" ones). Be sure to test the lips, upper and lower, then treat and clear the areas that test weak.
- **Eyebrows (esp. women)** — These areas frequently test toxic due to the frequent use of toxic eyebrow cosmetics (even so-called "organic" ones). Test each eyebrow, then treat and clear the areas that test weak.
- **Navel** - The navel is the usually the first scar in life for most people. If, during the birthing process, the umbilicus has been cut too soon (very common), then the navel area will test weak (*often very weak*), thus weakening the bioenergetic flow of the main central meridian on the front of the body (the CV channel) – even from birth. Be sure to test the navel area, then treat and clear it if it tests weak.
- **Pierced ears** – This area frequently tests weak due to puncturing the ear at a time when the person had insufficient nutrients to adequately heal the ear scar or due to being ill during that time. The vast majority of body piercings we have tested were weak. Be sure to test all body piercings, then treat and clear any that test weak.
- **Tattoos** -- These areas typically test weak and sedate the meridians where they have been injected (often creating distant, distressing symptoms not usually traced back to the tattoo interference field). By using Medi-Body Packs, over time these areas will gradually begin to test strong again. Be sure to test every tattoo (no matter now small), then treat and clear each one that tests weak. Recommend the use of "temporary" tattoos (if desired) that can be washed off or peeled off.
- **Scalp (esp. women)** – Many areas of the scalp frequently test weak due to the use of toxic bleaches, hair dyes and/or hair permanent solutions. It is important to treat and clear every area of the scalp that tests weak.
- **Perfume or Aftershave** — Most commercial perfumes typically contain a myriad of untested, ingredients which are almost all toxic. If a person has used commercial perfumes, colognes or aftershave – *no matter how long ago in the past* – then test each area (such as around the neck). If any of these areas test weak, then treat each one until it tests clear. Recommend natural, quantum-state essential oils as an excellent daily, health-promoting perfume.

- **Armpits** -- If a person has used aluminum-based deodorants or other toxic commercial deodorants – *no matter how long ago in the past*— then test both armpit areas. If either or both test toxic, then treat them until they test clear.
- **Vaginal Area** – If a woman has frequently used spermicide lotions (such as nonoxynol-9), often the vaginal area will test weak. If so, treat this area until it tests clear. Longterm use of toxic spermicides can contribute to vaginal prolapse later on – or even cancer.
- **Sunscreen** -- If a person has frequently used commercial sunscreen lotions – *no matter how long ago in the past* – test and treat the target skin areas until they test clear. Many commercial sunscreens contain highly questionable ingredients, often including known carcinogens (including so-called “natural” ones) – unfortunately, these toxic elements can be easily absorbed by the skin.
- **Hair Plugs** -- Many balding men, in an effort to look younger, may have had artificial “plugs” of hair surgically implanted in their scalp (often near the front hairline). These areas almost always test weak and should be treated until they test strong.
- **Circumcision Scar** – The scar left from removing the foreskin on the penis frequently tests off (*often very weak*). If it tests weak, this tends to sedate and weaken the main central meridian on the front of the body (the CV meridian). Test and treat the area if it tests weak. Some researchers believe that circumcision may be an unrecognized, contributing factor in the high rates of impotence in older American men. (Could this be due to the blocking effects of the penile scar?)
- **Laser Eye Surgery**. Laser eye surgery can create interference fields in the eyes that often reflex downward from the eyes (to the stomach and abdomen areas). We have noted that the reflexes often create digestive problems later on. Buyer, beware!

**Testing Sensitive Areas**. If a male practitioner or female practitioner is testing a sensitive body area (such as the vaginal area, a circumcision scar or a tattoo in an unusual place), it is best to discuss the matter ahead of time with the patient to obtain their consent and to help them understand the importance of testing these areas. In addition, even though the patient is fully clothed, it is best to have an assistant in the room during the testing.

“A human being is part of a whole, called by us the ‘Universe,’ a part limited in time and space. He experiences himself, his thoughts and feelings, as something separated from the past -- a kind of optical delusion of his consciousness.

This delusion is a kind of prison for us, restricting us to our personal desires and to affection for a few persons nearest us. Our task must be to free ourselves from this prison by widening our circles of compassion to embrace all living creatures and the whole of nature in its beauty.”

-- Albert Einstein