


## Deciduous Azaleas


### 'Arneson Gem'



<b>Flower Color:</b>	Orange/Yellow (Fragrant) 
<b>Hardiness:</b>	Zones 4-8
<b>Height/Spread</b>	2-3' tall and 3-4' wide
<b>Bloom Time:</b>	Early Midseason to Midseason
<b>Light Requirements:</b>	Full Sun to Part Shade
<b>Features:</b>	Flowers are 3 3/4" across with a vivid yellow throat with shades of reddish-orange at the margins. The outside of the bloom is red. Trusses hold 10-15 flowers. Leaves emerge bright chartreuse in spring and are slightly hairy once mature. Compact growth habit. Perfect size for a container or front boarder.


### 'Gibraltar' (Exbury Hybrid)



<b>Flower Color:</b>	Orange (Fragrant) 
<b>Hardiness:</b>	Zones 5-8 (-15 degrees F)
<b>Height/Spread</b>	5-6' height, 4' width
<b>Bloom Time:</b>	Midseason
<b>Light Requirements:</b>	Part Shade
<b>Features:</b>	Flowers are 2 3/8-3" across with frilly lobes. Ball-shaped truss with 10-12 flowers. Unusually hardy and easy to grow. Highly mildew resistant.

### 'Mandarin Lights' (Northern Lights Series)



<b>Flower Color:</b>	Orange (Fragrant) 
<b>Hardiness:</b>	Zones 3-7, Northern Lights series are bred to be very hardy and withstand temperatures of -30 to -45 degrees F.
<b>Height/Spread</b>	Slow to moderate growth. 4-5' tall x 3-4' wide
<b>Bloom Time:</b>	Late Midseason - Late
<b>Light Requirements:</b>	Full to Part Shade
<b>Features:</b>	Extremely hardy. Light fragrance, bright blooms emerge before the foliage. Leaves are bright green and turn purple in fall.


**'Mary Poppins'**



<b>Flower Color:</b>	Orange-Red (Hints of gold and apricot)
<b>Hardiness :</b>	Zones 5-8 (-25 degrees F)
<b>Height/Spread</b>	3-4' tall and wide
<b>Bloom Time:</b>	Early (April to May)
<b>Light Requirements:</b>	Partial shade (Prefers dappled sun or high open shade)
<b>Features:</b>	Bronze-green leaves turn red in the fall. Rabbit resistant.

**'Tangerine Delight' (Exbury Hybrid)**



<b>Flower Color:</b>	Orange (Highly Fragrant) 
<b>Hardiness:</b>	Zone 5 (-15 degrees F)
<b>Height/Spread</b>	5-8' Tall and 6' Wide
<b>Bloom Time:</b>	Mid-Late Season (May-June)
<b>Light Requirements:</b>	Full to Partial Shade
<b>Features:</b>	Large showy clusters of fragrant orange and peach flowers. Dense branching with an upright habit.

**'Klondyke' (Exbury Hybrid)**



<b>Flower Color:</b>	Yellow (Fragrant) 
<b>Hardiness:</b>	Zones 5-8 (-15 degrees F)
<b>Height/Spread</b>	3-5' tall and wide
<b>Bloom Time:</b>	Early to Midseason
<b>Light Requirements:</b>	Full Sun to Part Shade
<b>Features:</b>	Rounded clusters of golden yellow flowers tinged with red are 2 3/8 x 3 1/8" across. Ball-shaped trusses hold 8-15 flowers. Leaves are deep brownish-red when new, deep bronze in autumn. Broad, upright, dense growth habit. Rabbit resistant.



## Azalea List 2021

### 'Lemon Lights' (Northern Lights Series)



<b>Flower Color:</b>	Yellow (Fragrant) 🌸
<b>Hardiness:</b>	Zones 4-8 (Hardy to -35 degrees F), the Northern Lights series are bred to be very hardy and withstand temperatures of -30 to -45 degrees F.
<b>Height/Spread</b>	4-5' tall by 3-4' wide
<b>Bloom Time:</b>	Midseason
<b>Light Requirements:</b>	Full Sun to Part Shade
<b>Features:</b>	Lightly fragrant lemon-yellow flowers will frequently rebloom in the fall. Narrow, bright green leaves turn a stunning, deep purple in the fall. Good disease resistance.

### 'Northern Hi-Lights'



<b>Flower Color:</b>	Yellow (Fragrant) 🌸
<b>Hardiness:</b>	Zones 4-7 (-25 degrees F), the Northern Lights series are bred to be very hard and withstand temperatures of -30 to -45 degrees F.
<b>Height/Spread</b>	3-5' tall and wide
<b>Bloom Time:</b>	Midseason (April to May)
<b>Light Requirements:</b>	Part Shade
<b>Features:</b>	Fragrant flowers are tubular funnel-shaped, 2 3/8" across, pale yellow with a vivid yellow blotch, aging to a yellowish white. Ball-shaped trusses have 7-10 flowers. Leaves are 2 1/2" long and hairy. Beautiful red and burgundy fall color. Dense, spread growth habit. Rabbit resistant.

### 'Weston's Lemon Drop'




<b>Flower Color:</b>	Creamy Buttery Yellow (Fragrant) 🌸
<b>Hardiness:</b>	Zone 4 (-35 degrees F)
<b>Height/Spread</b>	6-8' tall and wide
<b>Bloom Time:</b>	Very Late
<b>Light Requirements:</b>	Full Sun to Partial Shade
<b>Features:</b>	Peach buds open to pale yellow flowers are 1 3/4" across fade with age. Held in dome-shaped truss of 9 flowers. Bluish-green foliage throughout season turn outstanding red in the fall. Rounded form. Mildew resistant.




### 'Candy Lights' (Northern Lights Series)



<b>Flower Color:</b>	Pale pink with yellow streaks (Fragrant) 
<b>Hardiness:</b>	Zones 4-8 (-35 degrees F), the Northern Lights series are bred to be very hardy and withstand temperatures of -30 to -45 degrees F.
<b>Height/Spread</b>	3-5' tall and wide
<b>Bloom Time:</b>	Mid-Late Spring
<b>Light Requirements:</b>	Full Sun to Part Shade
<b>Features:</b>	Truss of 8-10 pale pink flowers with soft yellow streaks.


### 'Cannon's Double' (Exbury Hybrid)



<b>Flower Color:</b>	Creamy Yellow and Pink (Fragrant) 
<b>Hardiness:</b>	Zones 5-9 (-15 degrees F)
<b>Height/Spread</b>	5' tall and wide
<b>Bloom Time:</b>	Mid to Late season
<b>Light Requirements:</b>	Full sun to partial shade
<b>Features:</b>	Bud hardiness to -45 degrees. Foliage is green with bronze to reddish tints. Open habit. Dome-shaped trusses with 7-8 flowers.


### 'Lilac Lights' (Northern Lights Series)



<b>Flower Color:</b>	Deep purplish pink (Fragrant) 
<b>Hardiness:</b>	Zones 4-8 (-35 degrees F), Northern Lights series are bred to be very hardy and withstand temperatures of -30 to -45 degrees F.
<b>Height/Spread</b>	4-5' tall and white
<b>Bloom Time:</b>	Early Midseason
<b>Light Requirements:</b>	Full Sun to Part Shade
<b>Features:</b>	Flowers are 1.5-2" across, slightly wavy edges with strong purplish red spotting on dorsal lobe. Lax truss has 8-10 flowers. Olive green foliage on compact shrub, slow growing. Improved version of 'Orchid Lights.'

**'Mount Saint Helens' (Girard)**



<b>Flower Color:</b>	Pink and Orange (Fragrant) 
<b>Hardiness:</b>	Zones 4-8 (-25 degrees F)
<b>Height/Spread</b>	4-5' tall x 3-4 wide
<b>Bloom Time:</b>	Late midseason (May)
<b>Light Requirements:</b>	Full sun to partial shade
<b>Features:</b>	Wavy lobes are 2 1/2" across with yellowish pink and a vivid reddish-orange blotch. 11-15 flowers per huge ball truss. Rabbit resistant.

**'Pink-a-Boo'**



<b>Flower Color:</b>	Pink (Fragrant) 
<b>Hardiness:</b>	Zones 5-8
<b>Height/Spread</b>	3-4' tall and 4-6' wide
<b>Bloom Time:</b>	Midseason to Late Midseason
<b>Light Requirements:</b>	Full Sun to Part Shade
<b>Features:</b>	Uniquely colored bright pink flowers are delightfully fragrant with frilled edges and a golden yellow flare in the throat. Grows well in a container or in the ground. New growth emerges a rusty bronze color and matures to glossy bright green. Moderate growth rate.

**'Pink and Sweet'**




<b>Flower Color:</b>	Pink (Fragrant) 
<b>Hardiness:</b>	Zones 4-8 (-30 degrees F)
<b>Height/Spread</b>	4' tall and wide
<b>Bloom Time:</b>	Late spring to early summer
<b>Light Requirements:</b>	Full Sun to Part Shade
<b>Features:</b>	Extremely fragrant flowers are openly funnel-shaped with wavy edges. Dome-shaped truss of 7. Leaves emerge in late spring after the flowers. Good fall color. Upright, dense habit. Slow growing. Mildew resistant.



## Azalea List 2021


### 'Ribbon Candy'



<b>Flower Color:</b>	Pink and White (Fragrant) 
<b>Hardiness:</b>	Zone 5
<b>Height/Spread</b>	4' tall and 3' wide
<b>Bloom Time:</b>	Late (Mid-late June)
<b>Light Requirements:</b>	Full Sun to Part Shade
<b>Features:</b>	Delightfully fragrant, reblooming flowers are pink with distinctive white stripes on each petal. Thick bluish-green leaves. Fall foliage is red and orange. Dense, slightly taller than wide.


### 'Rosy Lights' (Northern Lights Series)



<b>Flower Color:</b>	Deep rosy Pink (Fragrant) 
<b>Hardiness:</b>	Zones 4-8 (-35 degrees F), Northern Lights series are bred to be very hardy and withstand temperatures of -30 to -45 degrees F.
<b>Height/Spread</b>	4-6' tall and wide, can eventually reach 8'
<b>Bloom Time:</b>	Late Midseason
<b>Light Requirements:</b>	Full Sun to Part Shade
<b>Features:</b>	Deep purplish-pink flowers with reddish-orange spotting on dorsal lobe. Dome-shaped truss with 8 flowers. Upright, rounded spreading habit. Rabbit resistant.

### 'Tri-Lights' (Northern Lights Series)



<b>Flower Color:</b>	Pink (Fragrant) 
<b>Hardiness:</b>	Zones 4-8 (-35 degrees F), Northern Lights series are bred to be very hardy and withstand temperatures of -30 to -45 degrees F.
<b>Height/Spread</b>	4-5' Tall and Wide
<b>Bloom Time:</b>	Midseason
<b>Light Requirements:</b>	Part Shade
<b>Features:</b>	Deep rose buds that open to wavy edges flowers that are soft pink with white overtones and a yellow blotch. Rabbit resistant.




**'Western Lights'**



<b>Flower Color:</b>	Pink
<b>Hardiness:</b>	Zone 4-9 (-35 degrees F)
<b>Height/Spread</b>	3-4' tall and wide
<b>Bloom Time:</b>	Late Midseason
<b>Light Requirements:</b>	Part Sun
<b>Features:</b>	2-2 ½" flowers are narrowly funnel-shaped with wavy edges. The inside is a strong reddish purple with dark purplish red spots. Ball-shaped trusses have 7-9 flowers. An improved form of 'Orchid Lights.'


**'Weston's Lollipop'**



<b>Flower Color:</b>	Pink (Fragrant) 
<b>Hardiness:</b>	Zone 4
<b>Height/Spread</b>	6' tall and wide
<b>Bloom Time:</b>	Late
<b>Light Requirements:</b>	Full Sun to Part Shade
<b>Features:</b>	Clusters of dark pink buds open to fragrant light pink flowers with a splash of golden on one lobe. Deep green foliage has bright red-orange fall color. Open, upright spread habit. Mildew resistant.

**'White Lights' (Northern Lights Series)**



<b>Flower Color:</b>	White (Fragrant) 
<b>Hardiness:</b>	Zones 4-8 (-35 degrees F), Northern Lights series are bred to be very hardy and withstand temperatures of -30 to -45 degrees F.
<b>Height/Spread</b>	4-5' tall and wide
<b>Bloom Time:</b>	Late Midseason (April to May)
<b>Light Requirements:</b>	Part Shade
<b>Features:</b>	Fragrant flowers are white, reverse of tube is a delicate purplish-pink. No markings. Rounded, well-branched, spreading habit. Rabbit resistant.

## Evergreen Azaleas

### 'Canzonetta'



<b>Flower Color:</b>	Red
<b>Hardiness:</b>	Zones 6-9(-10 degrees F)
<b>Height/Spread</b>	1' tall and 3' wide
<b>Bloom Time:</b>	Midseason
<b>Light Requirements:</b>	Filtered Sun to Part Shade
<b>Features:</b>	Large, rich magenta red, semi-double flowers are about 1 3/8" across with a few deep purplish red spots. Each truss has 2-4 flowers. Dark green, slightly glossy leaves are 1/2-1" long and turn purple in the winter. Slow growing, compact, spreading habit.

### 'Cherry Drops'



<b>Flower Color:</b>	Cherry Red
<b>Hardiness:</b>	7-9 (0 degrees F)
<b>Height/Spread</b>	3' tall and wide
<b>Bloom Time:</b>	Midseason/Spring (April-May)
<b>Light Requirements:</b>	Full Sun to Partial Shade
<b>Features:</b>	1" across flowers are openly funnel-shaped with frilled lobes. Leaves are small, glossy, deep green and turn mahogany-red in winter. Holds on to more foliage during winter months than other azaleas. Compact grower with densely branching habit.

### Coral Amazement™ ReBLOOM™ 'RLH1-6P4'



<b>Flower Color:</b>	Coral-Red
<b>Hardiness:</b>	Zones 6-9
<b>Height/Spread</b>	2-3' tall and 3' wide
<b>Bloom Time:</b>	Reblooming – Spring (April or May) and July through first hard frost
<b>Light Requirements:</b>	Full Sun or Part Shade to Light Full Shade (avoid hot afternoon sun)
<b>Features:</b>	Dense, dark green evergreen foliage holds well through winter. Large, double blooms with deep, rich color are almost 4" across. Grows well in the ground or in containers.



**Encore® Autumn Fire™ x 'Roblez'**



<b>Flower Color:</b>	Red
<b>Hardiness:</b>	Zones 6-10
<b>Height/Spread</b>	2.5' tall and 3' wide
<b>Bloom Time:</b>	Reblooms – Spring, Summer, and Fall
<b>Light Requirements:</b>	Full Sun to Part Shade
<b>Features:</b>	This dwarf azalea packs a powerful punch of rich, true red color with semi-double velvety blooms. Its glossy, dark green foliage deepens to a saturated purple bronze in winter adding year round appeal to gardens.


**'Girard's Hot Shot'**



<b>Flower Color:</b>	Red
<b>Hardiness:</b>	Zones 5-8 (-15 degrees F)
<b>Height/Spread</b>	2-3' Tall and 3-4' Wide
<b>Bloom Time:</b>	Midseason (May)
<b>Light Requirements:</b>	Partial Shade (Dapple sun or high open shade)
<b>Features:</b>	Dark reddish-orange blooms with dark red spotting. Rounded compact form. Rabbit resistant.

**'Hino-Crimson'**



<b>Flower Color:</b>	Red
<b>Hardiness:</b>	Zones 5-9 (-10 degrees F)
<b>Height/Spread</b>	2-3' Tall and 3-5' Wide
<b>Bloom Time:</b>	April-May (One of the first azaleas to start blooming)
<b>Light Requirements:</b>	Full Sun or Part Shade
<b>Tolerates/Resistant:</b>	Rabbit
 <b>Features:</b>	Brilliant scarlet flowers in springtime are small but profuse, almost entirely covering the shrub. Tight, dense habit with tidy compact look. Rabbit resistant.

**‘Maraschino’**



<b>Flower Color:</b>	Red
<b>Hardiness:</b>	Zone 6 (-10 degrees)
<b>Height/Spread</b>	1 ½-2' tall and up to 3' wide
<b>Bloom Time:</b>	Late Midseason
<b>Light Requirements:</b>	Filtered Sun to Part Shade
<b>Features:</b>	Deep red single or semi-double flowers are 2 ¼" across. Dark green glossy leaves turn dark burgundy in the fall. Broad, low growing habit.

**‘Mother’s Day’**



<b>Flower Color:</b>	Red
<b>Hardiness:</b>	Zones 6-9 (-5 degrees)
<b>Height/Spread</b>	3-6' tall and 4-7' wide
<b>Bloom Time:</b>	Early Midseason
<b>Light Requirements:</b>	Full Sun to Part Shade
<b>Features:</b>	Semi-double blooms are accented with dark red speckles in their upper lobes. Bright green glossy leaves are tinged red and are attractive through winter. Compact, spreading habit. Slow growing.

**Red Magnificence ReBLOOM ‘RLH1-10P18’**



<b>Flower Color:</b>	Red
<b>Hardiness:</b>	Zones 6
<b>Height/Spread</b>	2-3' tall and 3-4' wide
<b>Bloom Time:</b>	Reblooming – Spring (April or May) and July through first hard frost
<b>Light Requirements:</b>	Full Sun to Part Shade to Light Full Shade (avoid hot afternoon sun)
<b>Features:</b>	Dark green leaves grow dense and hold on well through winter. 3" semi-double blooms are born in clusters of 4 or 5 and are so profuse that they sometimes block out any view of the foliage. Grows well in the ground or in containers.

**‘Stewartstonian’**



<b>Flower Color:</b>	Red
<b>Hardiness:</b>	(-15 degrees F)
<b>Height/Spread</b>	4-5' tall and wide
<b>Bloom Time:</b>	Early Midseason to Midseason
<b>Light Requirements:</b>	Full Sun to Part Shade
<b>Features:</b>	Bright red-orange flowers are 1" across. Some faint spotting of strong red is visible on the ventral lobe. Glossy green leaves are ¾" long and develop a wine red tinge in winter. Dense, compact, low-spreading habit.

**‘Vuyk’s Scarlet’**



<b>Flower Color:</b>	Red
<b>Hardiness:</b>	Zones 6-9 (-10 degrees F)
<b>Height/Spread</b>	2' tall and wide
<b>Bloom Time:</b>	Midseason
<b>Light Requirements:</b>	Full Sun to Filtered Shade
<b>Features:</b>	Flower funnel-shaped, frilly-edges, 2" across, deep red with darker spots towards base of throat. Inflorescence 1-2 flowered. Leaves 1" long, glossy, dark green, turn dark red in autumn. Compact, spreading habit.

**‘Bloom-A-Thon Hot Pink’**



<b>Flower Color:</b>	Vivid Pink
<b>Hardiness:</b>	Zones 7-9
<b>Height/Spread</b>	4-5' tall and wide
<b>Bloom Time:</b>	Reblooms – Spring, Summer, and Fall
<b>Light Requirements:</b>	Full Sun to Part Shade (Tolerates shady conditions and is heat tolerant.)
<b>Features:</b>	This series boasts 20+ weeks of blooms in a growing season with blooms in spring, summer, and fall! Semi-evergreen. Mounding habit. A light trim after spring blooms fade will encourage new growth, which will be producing new flower buds for the rebloom.



Blush Elegance™ ReBLOOM™ 'RLH1-12PO'



<b>Flower Color:</b>	Pink
<b>Hardiness:</b>	Zones 6-9
<b>Height/Spread</b>	1 ½-2' tall and 3' wide
<b>Bloom Time:</b>	Reblooming – Spring (April or May) and July until hard frost
<b>Light Requirements:</b>	Part Shade (more shade tolerant than other re-blooming azalea varieties)
<b>Features:</b>	Large, 4" flowers form an open cup with wavy edges and are produced in clusters of 3-5. Dark green foliage is covered in tiny hairs on both sides. Grows well in the ground or in containers.

'Bollywood®' ('Farrow')



<b>Flower Color:</b>	Pink/Red
<b>Hardiness:</b>	Zones 6-9
<b>Height/Spread</b>	3' tall and 2' wide
<b>Bloom Time:</b>	Early through late spring
<b>Light Requirements:</b>	Full Sun to Part Sun
<b>Features:</b>	Semi-evergreen variegated foliage all season long. Dense mounding habit.

Encore® Autumn Jewel™ x 'Robleu'



<b>Flower Color:</b>	Pink
<b>Hardiness:</b>	Zones 6-10
<b>Height/Spread</b>	4' tall and wide
<b>Bloom Time:</b>	Reblooms – Spring, Summer, and Fall
<b>Light Requirements:</b>	Full Sun to Partial Shade
<b>Features:</b>	Autumn Jewel provides landscape color year-round with its pink blooms in spring, summer, and fall, and its attractive purple winter foliage. Autumn Jewel is one of the most cold-hardy Encore Azaleas, hardy to USDA zone 6A.

Encore® Autumn Sangria™ x ‘Roblee’



<b>Flower Color:</b>	Pink
<b>Hardiness:</b>	Zones 6-10
<b>Height/Spread</b>	4 ½' tall and 4' wide
<b>Bloom Time:</b>	Reblooming – Spring, Summer, and Fall
<b>Light Requirements:</b>	Full Sun to Part Shade
<b>Features:</b>	Vibrant pink flowers are 3 ½" across. Largest blooms of the Encore® Azalea family. Fast growing.

‘Gumpo Pink’



<b>Flower Color:</b>	Pink
<b>Hardiness:</b>	Zones 7-9 (0 degrees F)
<b>Height/Spread</b>	2-3' tall and wide
<b>Bloom Time:</b>	Late (May to June)
<b>Light Requirements:</b>	Full Sun to Part or Dappled Shade
<b>Features:</b>	Spreading, late blooming evergreen shrub. Flower is 2-3" in diameter. Slow growing.

‘Pearl Bradford’



<b>Flower Color:</b>	Pink
<b>Hardiness:</b>	Zone 5-8 (-5 degrees F)
<b>Height/Spread</b>	2-4' tall and wide
<b>Bloom Time:</b>	Late
<b>Light Requirements:</b>	Part Sun to Part Shade
<b>Features:</b>	3" rose-pink flowers are highlighted with purple-red freckles. Broad and spreading plant habit. Prefers some afternoon shade.

**‘Pink Clusters’**



<b>Flower Color:</b>	Pink
<b>Hardiness:</b>	Zone 5 (-13 degrees F)
<b>Height/Spread</b>	1-3' tall and 6' wide
<b>Bloom Time:</b>	Midseason (May)
<b>Light Requirements:</b>	Full Sun to Part Shade (avoid hot sun)
<b>Features:</b>	Densely clustered, wide growing shrub. Frilled pink flowers with orange centers. Leaves turn reddish hue in winter. Foliage is retained in winter and is bronze-red until warm weather returns.

**‘Rosebud’**



<b>Flower Color:</b>	Pink (Double)
<b>Hardiness:</b>	Zones 5-9 (-10 degrees F)
<b>Height/Spread</b>	4' tall and wide
<b>Bloom Time:</b>	Midseason
<b>Light Requirements:</b>	Filtered Sun to Part Shade
<b>Features:</b>	Flowers mimic the timeless beauty of a rosebud. Flowers are broadly funnel-shaped, double, and just over 1" across. Their sweet pink color is flushed with a slight veining of deeper pink. Glossy green leaves are 1-1 1/2" long. Dense, slow spreading growth habit.

**‘Silver Sword’**



<b>Flower Color:</b>	Pink
<b>Hardiness:</b>	Zones 6-9 (0 degrees F)
<b>Height/Spread</b>	2-3' tall and wide
<b>Bloom Time:</b>	Early to Midseason
<b>Light Requirements:</b>	Part Sun to Part Shade
<b>Features:</b>	Enjoy a plant with striking contrast between vivid red blooms and creamy variegated foliage.





Azalea List 2021

**'Bloom~A~Thon Lavender'**



<b>Flower Color:</b>	Lavender
<b>Hardiness:</b>	Zones 7-9
<b>Height/Spread</b>	3-5' tall and 3-4' wide
<b>Bloom Time:</b>	Reblooming: April and July until first hard frost
<b>Light Requirements:</b>	Full Sun to Part Shade
<b>Features:</b>	Weeks and weeks of blooms! 4-6 weeks of blooms in the spring and 12-16 weeks of blooms from summer to fall. Heat tolerant. Foliage is disease resistant. Mounding habit.


**Encore® Autumn Royalty™ x 'Conlec'**



<b>Flower Color:</b>	Purple
<b>Hardiness:</b>	Zones 6-10
<b>Height/Spread</b>	4 ½' tall and 4' wide
<b>Bloom Time:</b>	Reblooming – Spring, Summer, and Fall
<b>Light Requirements:</b>	Full Sun to Part Shade
<b>Features:</b>	Voted Azalea of the Year by the American Rhododendron Society. Sun, heat, and cold tolerant. Larger growing azalea variety. Fast growing. Large, 4" lavender flowers make three flushes of blooms through the growing season.

**'Girard's Fuchsia'**



<b>Flower Color:</b>	Purple – Red
<b>Hardiness:</b>	6-9 (-15 degrees F)
<b>Height/Spread</b>	2-4' tall and 3-5' wide
<b>Bloom Time:</b>	Early (April-May)
<b>Light Requirements:</b>	Part Sun
 <b>Features:</b>	Flower broadly funnel-shaped, wavy lobes, 2 1/2" to 3" across, moderate to deep purplish-red with freckles. Resistant of rabbits and colder climates.



Azalea List 2021

**'Purple Splendor'**



<b>Flower Color:</b>	Purple
<b>Hardiness:</b>	6-9 (-15 degrees F)
<b>Height/Spread</b>	3-4' tall and wide
<b>Bloom Time:</b>	Midseason (May)
<b>Light Requirements:</b>	Part Shade
<b>Features:</b>	Flowers are 2" across with frilly edges. Spreading habit. A Gable hybrid that features double hose-in-hose purple flowers. Rabbit resistant.

**Encore® Autumn Ivory™ 'Roblev'**



<b>Flower Color:</b>	White
<b>Hardiness:</b>	Zones 7-10 (0 degrees F)
<b>Height/Spread</b>	2 ½' tall and 3' wide
<b>Bloom Time:</b>	Reblooming - Spring, Summer, and Fall
<b>Light Requirements:</b>	Full Sun to Part Sun
<b>Features:</b>	Compact, dwarf, low-growing habit. Bright, glossy green new growth matures to a rich dark green with slight fuzz.

**'Everest'**



<b>Flower Color:</b>	White
<b>Hardiness:</b>	Zones 5-9 (-5 degrees F)
<b>Height/Spread</b>	4-5' tall and wide
<b>Bloom Time:</b>	Midseason
<b>Light Requirements:</b>	Full Sun to Part Shade
<b>Features:</b>	Large 3" white flowers with a pale greenish-yellow blotch. Medium green leaves are 1 ½" long. Compact, spreading habit. Rabbit resistant.

**‘Girard’s Pleasant White’**



<b>Flower Color:</b>	White
<b>Hardiness:</b>	Zones 5-8 (-10 degrees)
<b>Height/Spread</b>	3' tall and wide
<b>Bloom Time:</b>	Midseason
<b>Light Requirements:</b>	Part Sun to Part Shade
<b>Features:</b>	Large 2 ½" clean white flowers have no markings. Broad, well-branched habit. Prefers afternoon shade.

**‘Helen Close’**



<b>Flower Color:</b>	White
<b>Hardiness:</b>	(-5 degrees F)
<b>Height/Spread</b>	4' tall and wide
<b>Bloom Time:</b>	Early Midseason
<b>Light Requirements:</b>	Part Sun to Part Shade
<b>Features:</b>	Flowers are single, about 3" across, with a pale yellow blotch, fading to white.

**‘Hino-White’**



<b>Flower Color:</b>	White
<b>Hardiness:</b>	7-9 (-20 degrees F)
<b>Height/Spread</b>	Slowly grows to 1-2' tall by 2-4' wide
<b>Bloom Time:</b>	Early-Midseason
<b>Light Requirements:</b>	Part Sun to Part Shade
<b>Features:</b>	Dense, spreading habit. Grows twice as wide as tall. Unmarked single flower is 1 ¾-2" across with frilly edges.





## Azalea List 2021

### White Nobility™ ReBLOOM™ ‘RLH1-15P3’



<b>Flower Color:</b>	White
<b>Hardiness:</b>	Zone 6
<b>Height/Spread</b>	2 ½-3' Tall and 3-4' Wide
<b>Bloom Time:</b>	Reblooms – Spring, Summer, and Fall
<b>Light Requirements:</b>	Part Sun
<b>Features:</b>	Masses of large, single white flowers in spring, summer sporadic summer flowers, and then masses of late summer and fall flowers. Grows well in the ground or in containers.

***\*\*Please feel free to contact us regarding any questions about additional availability of varieties as not all of our stock is accounted for in the list provided, 360.862.1323.***