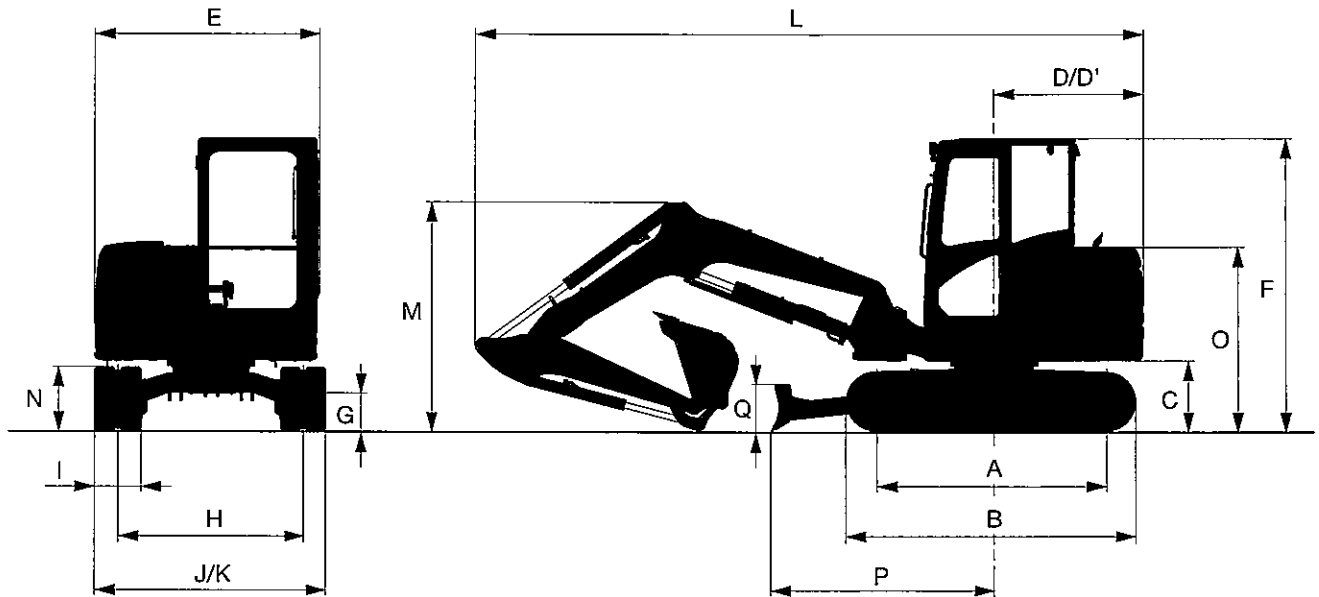


SPECIFICATIONS

DIMENSIONS

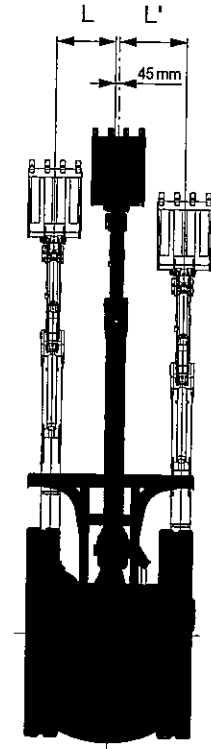
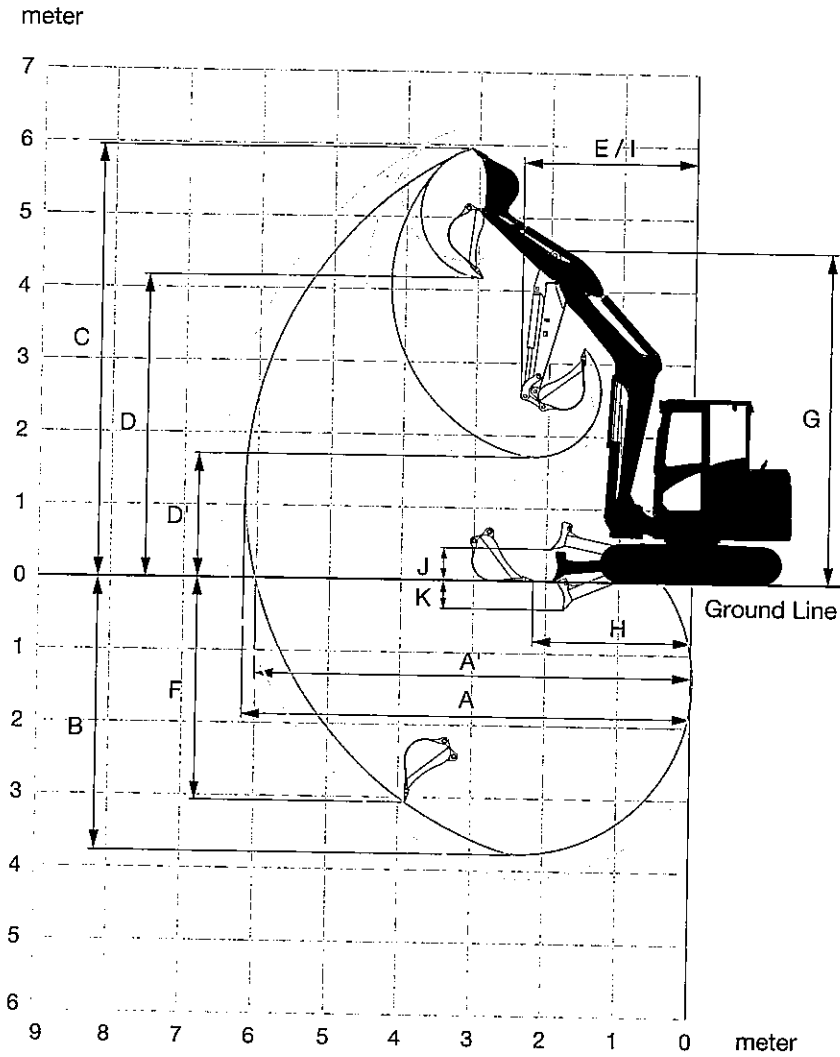


Unit: mm

	ZX65USB-6A
A Distance between tumblers	1 990
B Undercarriage length	2 500
* C Counterweight clearance	620
D Rear-end swing radius	1 300 (1 410)
D' Rear-end length	1 300 (1 410)
E Overall width of upperstructure	1 930
F Overall height of cab	2 540
* G Min. ground clearance	335
H Track gauge	1 600
I Track shoe width	400
J Undercarriage width	2 000
K Overall width (Blade width)	2 000
L Overall length	
With 1.50 m arm	5 760 (5 870)
With 1.85 m arm	5 790 (5 900)
* M Overall height of boom	
With 1.50 m arm	1 980
With 1.85 m arm	2 170
N Track height	560
O Engine cover-height	1 600
P Horizontal distance to blade	1 920
Q Blade height	420

* Excluding track shoe lug Data in () are dimensions of additional counterweight.

WORKING RANGES



Arm length	Unit: mm	
	1.50 m	1.85 m
A Max. digging reach	6 230	6 560
A' Max. digging reach (on ground)	6 080	6 420
B Max. digging depth	3 770	4 120
C Max. cutting height	5 960	6 190
D Max. dumping height	4 170	4 410
D' Min. dumping height	1 720	1 380
E Min. swing radius	2 450	2 540
F Max. vertical wall digging depth	3 050	3 390
G Front height at Min. swing radius	4 560	4 560
H Min. level crowding distance	2 170	2 000
I Working radius at Min. swing radius (Max. boom-swing angle)	1 980	2 060
J Blade bottom highest position above ground	450	450
K Blade bottom lowest position above ground	390	390
L/L' Offset distance	720 / 850	720 / 850
Max. boom-swing angle (deg.)	80 / 60	80 / 60

Excluding track shoe lug.